

EFFECTS OF INTENSIVE PINE PLANTATION MANAGEMENT  
ON WILDLIFE HABITAT QUALITY  
IN SOUTHERN MISSISSIPPI

By

Scott L. Edwards

A Thesis  
Submitted to the Faculty of  
Mississippi State University  
in Partial Fulfillment of the Requirements  
for the Degree of Master of Science  
in Wildlife and Fisheries Science  
in the Department of Wildlife and Fisheries

Mississippi State, Mississippi


December 2004

EFFECTS OF INTENSIVE PINE PLANTATION MANAGEMENT  
ON WILDLIFE HABITAT QUALITY  
IN SOUTHERN MISSISSIPPI

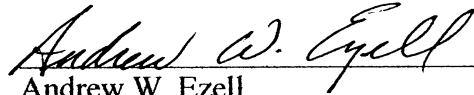
By

Scott L. Edwards


Approved:




Stephen Demarais  
Professor of Wildlife and Fisheries  
(Major Professor)



Andrew W. Ezell  
Professor of Forestry  
(Committee Member)



Bruce D. Leopold  
Professor and Head of the  
Department of Wildlife and Fisheries  
(Committee Member)



Bob L. Karr  
Interim Dean of the College of  
Forest Resources

Name: Scott L. Edwards

Date of Degree: December 11, 2004

Institution: Mississippi State University

Major Field: Wildlife and Fisheries Science

Major Professor: Dr. Stephen Demarais

Title of Study: EFFECTS OF INTENSIVE PINE PLANTATION MANAGEMENT ON  
WILDLIFE HABITAT QUALITY IN SOUTHERN MISSISSIPPI

Pages in Study: 139

Candidate for Degree of Master of Science

Concerns that increased pine plantation management intensity may negatively impact wildlife habitat quality is a major issue to forest landowners. I evaluated effects of 5 pine plantation management regimes varying from low to high intensity on pine growth, vegetative community characteristics, deer habitat potential, and small mammal communities during years 1 and 2 post-treatment, on 4 timber industry stands in southern Mississippi. Pine growth generally increased with treatment intensity. Most vegetative characteristics were associated negatively with treatment intensity. Total forage value estimates indicated that the least-intensity treatment provided the most deer forage due to greater species richness and understory canopy cover. However, nutritional carrying capacity estimates indicated that a moderate-intensity treatment provided the most foraging potential due to increased biomass of greater-quality forages. Small mammals experienced limited impact. Quantifying relationships between pine plantation

management intensity and wildlife habitat quality will allow resource managers to make better informed land management decisions.



## ACKNOWLEDGEMENTS

*But He knows the way I take; when He has tested me,*

*I shall come forth as gold.*

– Job 23:10

First and foremost, I acknowledge the hand of our Lord and Savior Jesus Christ for guiding, encouraging, strengthening, sustaining, and delivering me through these past 3 years. They have undoubtedly been the most difficult of my life but, as promised in the verse above, the flames of trial are designed to consume dross and refine gold.

Let the reader understand that the MSU Thesis Guidelines required me throughout this thesis to write “I sampled,” “I measured,” etc.; in reality, this was an enormous, team effort by more people than I could ever thank in this short chapter.

I am humbly grateful to Dr. Steve Demarais, my advisor, mentor, and friend for the countless hours he spent molding me into one of his “deer boys.” I am also indebted to Dr. Andy Ezell for helping me maintain a “timber beast” image despite attempts to conform!

Heartfelt gratitude goes to my counterpart and friend, Phillip Hanberry, for being my right-hand-man during the past 3 years; I could not have had a better partner. Many thanks goes to my best friend, Lee Woodall, for his continual encouragement from the Word of God and his devoted friendship over the past 7 years. Many other graduate students have left a mark on my life, and I am honored to have served with you.

Specifically, I want to thank Phil Jones and Brice Bond for continuing this research, Chris McDonald for giving me a break from clipping plants and letting me trap deer, Melinda Ragsdale for letting me call her a “deer boy,” and Bronson Strickland for the countless hours of statistical guidance.

I am honored and blessed to have had dedicated and devoted Field Technicians and Student Workers whose combined efforts made this research possible. The following Field Technicians spilled sweat and blood in my pine plantations: David Beaty, Sabrina Clark, Sarah Gallagher, Tyler Harris, Houston Havens, Chris Latch, Clint Lott, Joe Mallard, Josh ‘Root’ Moree, David Shook, and Lee Woodall. Collecting the data is just the first step and Student Workers who entered data deserve equal recognition: Houston Havens, Jack Kelley, Cindy Lowrey, and especially Christy Sumners. Special thanks goes to Victor Maddox for plant taxonomy expertise and to Cathy Aultman for performing plant quality analyses.

I am indebted to the efforts of the timber industry foresters who managed “all those 20-acre stands”: Phil Brown and Deland Miller with Molpus Timberlands, Angela Holland with Plum Creek Timber Company, and Tina Knoll, Bobby Armstrong, and Mark Perry with Weyerhaeuser Company. Study sites and treatment installation were provided by Plum Creek Timber Company, Molpus Timberlands, and Weyerhaeuser Company. Funding was provided by the National Council for Air and Stream Improvement, Inc., the Mississippi Department of Wildlife, Fisheries and Parks, Federal Aid in Wildlife Restoration, Weyerhaeuser Company, International Paper Company, MeadWestvaco Corporation, and Boise Cascade Corporation.

God Bless You All

## TABLE OF CONTENTS

|   | Page |
|---|------|
| ACKNOWLEDGEMENTS.....   | ii   |
| LIST OF TABLES.....   | vi   |
| LIST OF FIGURES.....  | ix   |
| <br>CHAPTER   |      |
| I. INTRODUCTION .....   | 1    |
| Literature Cited.....   | 4    |
| II. EFFECTS OF PLANTATION MANAGEMENT INTENSITY ON<br>LOBLOLLY PINE ( <i>PINUS TAEDA</i> ) GROWTH IN MISSISSIPPI..   | 6    |
| Abstract.....   | 6    |
| Introduction.....   | 7    |
| Study areas and methods.....  | 8    |
| Results.....  | 12   |
| Discussion.....   | 17   |
| Conclusions.....  | 20   |
| Literature Cited.....   | 20   |
| III. EFFECTS OF INTENSIVE PINE PLANTATION MANAGEMENT<br>ON VEGETATION COMMUNITY CHARACTERISTICS AND<br>WHITE-TAILED DEER HABITAT QUALITY IN SOUTHERN<br>MISSISSIPPI ..... | 24   |
| Abstract.....   | 24   |
| Introduction.....   | 25   |
| Study areas and methods.....  | 27   |
| Results.....  | 32   |
| Discussion.....   | 35   |
| Management Implications.....  | 41   |
| Literature Cited.....   | 42   |

| CHAPTER   | Page |
|---|------|
| IV. EFFECTS OF INTENSIVE PINE PLANTATION MANAGEMENT<br>ON SMALL MAMMAL COMMUNITIES IN SOUTHERN<br>MISSISSIPPI ..... | 47   |
| Abstract .....  | 47   |
| Introduction.....   | 48   |
| Study areas and methods.....  | 49   |
| Results.....  | 52   |
| Discussion.....   | 54   |
| Conclusions.....  | 56   |
| Literature Cited .....  | 56   |
| V. SYNTHESIS AND RECOMMENDATIONS .....  | 59   |
| Literature Cited .....  | 62   |
| <br>  |      |
| APPENDIX  |      |
| A. STUDY AREA MAPS .....  | 63   |
| B. SUPPLEMENTARY PRE-TREATMENT (JULY 2001) VEGETATIVE<br>CHARACTERISTICS .....                                      | 68   |
| C. SUPPLEMENTARY POST-TREATMENT (JULY 2002 AND JULY<br>2003) VEGETATIVE CHARACTERISTICS.....                        | 83   |

## LIST OF TABLES

| TABLE  | Page |
|--|------|
| 2.1 Woody stem density (trees/ha $\geq 0.5$ m tall) for 5 pine plantation management regimes varying from low (1) to high (5) intensity at pre-treatment (July 2001) and at years 1 and 2 post-treatment (June 2002 and June 2003) in the Mississippi Lower Coastal Plain .....  | 13   |
| 2.2 Woody and herbaceous canopy coverage (%) for 5 pine plantation management regimes varying from low (1) to high (5) intensity at years 1 and 2 post-treatment (June 2002 and June 2003) in the Mississippi Lower Coastal Plain.....   | 15   |
| 2.3 Survival (%), height (m), and diameter (mm) of pine trees for 5 pine plantation management regimes varying from low (1) to high (5) intensity during the first and second growing seasons (June 2002 and June 2003) and the end of the second growing season (January 2004) in the Mississippi Lower Coastal Plain ..... | 16   |
| 3.1 Species richness by forage type for 5 pine plantation management regimes varying from low (1) to high (5) intensity at years 1 and 2 post-treatment (June 2002 and June 2003) in the Mississippi Lower Coastal Plain. ....   | 33   |
| 3.2 Canopy coverage (%) by forage class for 5 pine plantation management regimes varying from low (1) to high (5) intensity at years 1 and 2 post-treatment (June 2002 and June 2003) in the Mississippi Lower Coastal Plain. ....   | 34   |
| 3.3 White-tailed deer total forage value (TFV) for 5 pine plantation management regimes varying from low (1) to high (5) intensity at years 1 and 2 post-treatment (June 2002 and June 2003) in the Mississippi Lower Coastal Plain.....   | 36   |

| TABLE   | Page |
|---|------|
| 3.4 White-tailed deer growing season carrying capacity estimates (deer-days/ha) of preferred deer forages combined for a mean diet quality of 12% crude protein, assuming 1.36 kg/day dry weight consumption, for 5 pine plantation management regimes varying from low (1) to high (5) intensity at years 1 and 2 post-treatment (July 2002 and July 2003) in the Mississippi Lower Coastal Plain..... | 37   |
| 4.1 Small mammal species richness for 5 pine plantation management regimes varying from low (1) to high (5) intensity at years 1 and 2 post-treatment (February 2002 and February 2003) in the Mississippi Lower Coastal Plain.....   | 53   |
| 4.2 Mean number of small mammals captured for 5 pine plantation management regimes varying from low (1) to high (5) intensity at years 1 and 2 post-treatment (February 2002 and February 2003) in the Mississippi Lower Coastal Plain.....   | 55   |
| B.1 Species richness by forage type for 5 pine plantation management regimes varying from low (1) to high (5) intensity at pre-treatment (July 2001) in the Mississippi Lower Coastal Plain .....   | 69   |
| B.2 Canopy coverage (%) by forage type for 5 pine plantation management regimes varying from low (1) to high (5) intensity at pre-treatment (July 2001) in the Mississippi Lower Coastal Plain .....  | 70   |
| B.3 Canopy coverage (%) by forage type and species for 5 pine plantation management regimes varying from low (1) to high (5) intensity at pre-treatment (July 2001) in the Mississippi Lower Coastal Plain.....   | 71   |
| B.4 Frequency of occurrence (%) by species for 5 pine plantation management regimes varying from low (1) to high (5) intensity at pre-treatment (June 2001) in the Mississippi Lower Coastal Plain .....  | 77   |
| C.1 Canopy coverage (%) by forage type and species for 5 pine plantation management regimes varying from low (1) to high (5) intensity at years 1 and 2 post-treatment (June 2002 and June 2003) in the Mississippi Lower Coastal Plain.....  | 84   |
| C.2 Frequency of occurrence (%) by species for 5 pine plantation management regimes varying from low (1) to high (5) intensity at years 1 and 2 post-treatment (June 2002 and June 2003) in the Mississippi Lower Coastal Plain.....  | 98   |

| TABLE  | Page |
|--|------|
| C.3 Percent coverage per section of Nudd's Density Board for 5 pine plantation management regimes varying from low (1) to high (5) intensity at years 1 and 2 post-treatment (June 2002 and June 2003) in the Mississippi Lower Coastal Plain.....                                 | 112  |
| C.4 Leaf biomass (dry weight, kg/ha) by forage class for 5 pine plantation management regimes varying from low (1) to high (5) intensity at years 1 and 2 post-treatment (July 2002 and July 2003) in the Mississippi Lower Coastal Plain.....                                     | 113  |
| C.5 Leaf biomass (dry weight, kg/ha) by forage class and species for 5 pine plantation management regimes varying from low (1) to high (5) intensity at years 1 and 2 post-treatment (July 2002 and July 2003) in the Mississippi Lower Coastal Plain.....                         | 114  |
| C.6 Total biomass (dry weight, kg/ha) by forage class for 5 pine plantation management regimes varying from low (1) to high (5) intensity at years 1 and 2 post-treatment (July 2002 and July 2003) in the Mississippi Lower Coastal Plain.....                                    | 125  |
| C.7 Total biomass (dry weight, kg/ha) by forage class and species for 5 pine plantation management regimes varying from low (1) to high (5) intensity at years 1 and 2 post-treatment (July 2002 and July 2003) in the Mississippi Lower Coastal Plain.....                        | 126  |
| C.8 White-tailed deer annual preference rating, crude protein (%) and in vitro digestibility (%) by species for 5 pine plantation management regimes varying from low (1) to high (5) intensity at year 2 post-treatment (July 2003) in the Mississippi Lower Coastal Plain .....  | 137  |
| C.9 Digestible protein (dry weight, kg/ha) by white-tailed deer annual preference rating for 5 pine plantation management regimes varying from low (1) to high (5) intensity at years 1 and 2 post-treatment (July 2002 and July 2003) in the Mississippi Lower Coastal Plain..... | 139  |

## LIST OF FIGURES

| Figure |   | Page |
|--------|---|------|
| A.1    | Treatment allocation for 5 pine plantation management regimes varying from low (1) to high (5) intensity within a 74-ha stand located in Section 3, T2S R9W, in George County, MS, owned by Plum Creek Timber Company .....           | 64   |
| A.2    | Treatment allocation for 5 pine plantation management regimes varying from low (1) to high (5) intensity within a 76-ha stand located in Sections 22 and 27, T1N R16W, in Lamar County, MS, owned by Weyerhaeuser Company .....       | 65   |
| A.3    | Treatment allocation for 5 pine plantation management regimes varying from low (1) to high (5) intensity within a 50-ha stand located in Section 34, T4N R9W, in Perry County, MS, owned by Molpus Timberlands .....                  | 66   |
| A.4    | Treatment allocation for 5 pine plantation management regimes varying from low (1) to high (5) intensity within a 63-ha stand located in Sections 27, 28, 33, and 34, T4N R9W, in Perry County, MS, owned by Molpus Timberlands ..... | 67   |



## CHAPTER I

### INTRODUCTION

Timber production is a major economic industry in the southeastern US and intensive management of pine plantations is common to maximize fiber production. Pine plantation acreage in the Southeast is expected to nearly double by 2030 (USDA 1988) with a near tripling of harvest yields by 2050 (Haynes 2002), thus implying necessity of overall management intensity. The trend of intensively managed pine plantations is primarily driven by financial considerations and concerns about future timber supplies (Sedjo and Botkin 1997).

Management strategies at stand initiation typically include use of mechanical and chemical site preparation, and herbicide tank mixes combined with post-planting herbaceous control applications are common to reduce the planting and canopy closure interval. As demands for timber products and the ability to quickly produce these products increases, stand rotations likely will become shorter (Borders and Bailey 1997) accompanied by an increase of overall management intensity.

A trade-off exists between maximizing timber yield and managing associated vegetation for wildlife. Loblolly pine (*Pinus taeda*) yields can be increased greater than five-fold in the southern US with site preparation herbicides (Glover and

Zutter 1993). However, increasing intensity of site preparation can reduce abundance and diversity of woody and herbaceous plant species depending on herbicide type (Miller et al. 1999), rate (Zutter and Zedaker 1988), proportion of the area receiving treatment (Schabenberger and Zedaker 1999), and additive effects of mechanical site preparation (Harrington and Edwards 1996).

The silvicultural goal of intensified pine management is to reduce vegetative competition with pine seedlings and to shorten the time between planting and canopy closure. Due to the importance of vegetative structure and composition on distribution and abundance of wildlife (Howell et al. 1996), total or near-total control of herbaceous and woody vegetation during site preparation, followed by herbaceous control treatments and more rapid pine canopy closure may affect negatively biodiversity and habitat quality for early-seral species.

Previous studies have compared wildlife habitat and community responses on chemically- and mechanically-prepared sites, and among various chemical treatments (Howell et al. 1996). Typically, early seral vegetative and wildlife communities do not differ between mechanically-prepared sites and those sites receiving a single herbicide treatment at stand initiation (Miller and Chapman 1995). Small mammal populations are generally robust to habitat manipulations (Bowman et al. 2001) and have been documented to recover to pre-treatment levels within 2 years following mechanical or chemical site preparation (Brooks et al. 1994, O'Connell and Miller 1994). Similarly, other studies have found enhanced habitat conditions, or limited short-term impacts of chemical site preparation on habitat conditions for game (McComb and Hurst 1987) and nongame species (Brooks et al. 1994).

Timber industries are operationally concerned with establishing pine plantations that maximize economic return from timber production. Much of the prior research concerning site preparation effectiveness on pine growth and the resulting vegetative communities that influence wildlife habitat potential was not approached from an operational standpoint (e.g., experimental plots <1 ha in size, treatments involving complete vegetation control for >2 years). Thus, their results, although providing valuable information, did not address industry operational expectations.

I established a gradient of 5 pine plantation management intensities on 4 timber industry stands in the Mississippi Lower Coastal Plain using varying levels of mechanical and chemical site preparation and herbaceous weed control. Treatment intensity ranged from “low” for treatment 1 to “high” for treatment 5, and were expected to develop distinct communities representing a gradient in vegetation management intensity and potential pine growth and wildlife habitat response.

The goal of my research was to quantify effects of 5 operational pine plantation management regimes on pine survival and growth (Chapter II), vegetation community characteristics and deer habitat quality (Chapter III), and small mammal community characteristics (Chapter IV). I sampled stands prior to treatment during 2001 and at years 1 and 2 post-treatment during 2002 and 2003. I hypothesized that treatment intensity would alter response variables and predicted pine growth response would be associated positively with treatment intensity and that vegetative characteristics, deer habitat quality, and small mammal community characteristics would be associated negatively with treatment intensity.

Quantifying relationships between pine plantation management intensity and the vegetative characteristics that affect wildlife populations and habitat quality will allow resource managers (e.g., industrial and non-industrial timber owners, state wildlife agencies) to make land management decisions that optimize timber production while giving consideration to socially important wildlife values.

### **Literature Cited**

- Borders, B. E., and R. L. Bailey. 1997. Loblolly pine - pushing the limits of growth. Consortium on Accelerated Pine Production Studies, University of Georgia, Technical Report 1997-1.
- Bowman, J., G. Forbes, and T. Dilworth. 2001. Landscape context and small mammal abundance in a managed forest. *Forest Ecology and Management* 140:249-255.
- Brooks, J. J., J. L. Rodrigue, M. A. Cone, K. V. Miller, B. R. Chapman, and A. S. Johnson. 1994. Small mammal and avian communities on chemically-prepared sites in the Georgia Sandhills. *Proceedings of the Biennial Southern Silvicultural Research Conference* 8:21-23.
- Glover, G. R., and B. R. Zutter. 1993. Loblolly pine and mixed hardwood stand dynamics for 27 years following chemical, mechanical, and manual site preparation. *Canadian Journal of Forest Research* 23:2126-2132.
- Harrington, T. B., and M. B. Edwards. 1996. Structure of mixed pine and hardwood stands 12 years after various methods and intensities of site preparation in the Georgia Piedmont. *Canadian Journal of Forest Research* 26:1490-1500.
- Haynes, R. W. 2002. Forest management in the 21<sup>st</sup> century: Changing numbers, changing context. *Journal of Forestry* 100(2):38-43.
- Howell, D. L., K. V. Miller, P. B. Bush, and J. W. Taylor. 1996. Herbicides and wildlife habitat (1954-1996). United States Forest Service Southern Regional Technical Publication R8-TP13 (revised).
- McComb, W. C., and G. A. Hurst. 1987. Herbicides and wildlife in southern forests. Pages 28-39 in J. G. Dickson and O. E. Maughan, editors. *Managing southern forests for wildlife and fish*. United States Forest Service, General Technical Report SO-65.

- Miller, J. H., R. S. Boyd, and M. B. Edwards. 1999. Floristic diversity, stand structure, and composition 11 years after herbicide site preparation. *Canadian Journal of Forest Research* 29:1073–1083.
- Miller, K. V., and B. R. Chapman. 1995. Responses of vegetation, birds, and small mammals to chemical and mechanical site preparation. Pages 146–148 *in* R. E. Gaskin and J. A. Zabkiewicz, comps. *Second International Conference of Forest Vegetation Management*, Rotorua, New Zealand, 20–24 March 1995.
- O’Connell, W. E., and K. V. Miller. 1994. Site preparation influences on vegetative composition and avian and small mammal communities in the South Carolina Upper Coastal Plain. Pages 321–330 *in* *Proceedings of the 48<sup>th</sup> Annual Conference of the Southeastern Association of Fish and Wildlife Agencies*. Biloxi, Mississippi, 23–26 October 1994.
- Schabenberger, L. E., and S. M. Zedaker. 1999. Relationships between loblolly pine yields and woody plant diversity in the Virginia Piedmont. *Canadian Journal of Forest Research* 29:1065–1072.
- Sedjo, R. A., and D. Botkin. 1997. Using forest plantations to spare natural forests. *Environment* 39(10):14–30.
- USDA. 1988. *The South’s fourth forest: alternatives for the future*. United States Forest Service, Resource Publication 24.
- Zutter, B. R., and S. M. Zedaker. 1988. Short-term effects of hexazinone applications on woody species diversity in young loblolly pine (*Pinus taeda*) plantations. *Forest Ecology and Management* 24:183–189.

## CHAPTER II

### EFFECTS OF PLANTATION MANAGEMENT INTENSITY ON LOBLOLLY PINE (*PINUS TAEDA*) GROWTH IN MISSISSIPPI

#### **Abstract**

Management intensity of southeastern US pine plantations has increased markedly over past decades, with an emphasis on timber production. I established a comparison of five pine plantation management intensities in the Mississippi Lower Coastal Plain (LCP,  $n = 4$ ), using a gradient of levels of mechanical and chemical site preparation and herbaceous weed control. Treatments varied from “low” for treatment 1 to “high” for treatment 5, and were expected to produce a gradient in vegetative and pine growth response. I monitored herbaceous and woody ground cover, woody stem density, pine survival, and pine growth during years one and two post-treatment (2002 and 2003). Herbaceous cover, woody cover, and woody stem density decreased as treatment intensity increased. Survival was less on treatment 5 and decreased slightly on all treatments during 2003. Pine height and diameter increased as treatment intensity increased, except for treatment 2 (i.e., no mechanical site preparation), indicating the importance of subsoiling and bedding in the LCP. After two growing seasons, a combination of mechanical and chemical site preparation followed by one or two years of broadcast herbaceous weed control maximized pine growth.

## **Introduction**

Forest management practices in the South have changed in response to market conditions, the Sustainable Forestry Initiative, environmental issues, uncertainties about public land timber supplies, and increased global competition (Wigley 2000). Rather than a single herbicide application at stand initiation, future management regimes likely will include herbicide tank mixes prior to planting to eliminate woody competition, followed by one or two years of herbaceous release treatments during the first and second growing seasons after planting. Additionally, as production rates increase, stand rotations likely will become shorter (Borders and Bailey 1997).

Numerous studies have documented effects of herbaceous and woody control on pine growth. Herbaceous vegetation is the primary pine competitor early in stand development (Tiarks and Haywood 1986, Haywood and Tiarks 1990, Cain 1991), but control of herbaceous and woody components allows even greater pine growth (Pienaar et al. 1983, Bacon and Zedaker 1987, Miller et al. 1995). Additionally, the early pine growth advantage afforded by competition control often persists into later stand development stages (Pienaar et al. 1983, Glover and Zutter 1993).

Numerous site preparation methodologies are used by timber industries including mechanical and/or chemical treatments and may result in varying levels of competition control efficacy (Shiver and Martin 2002). Mechanical site preparation such as subsoiling improves pine survival and growth by increasing soil volume available to roots, thus increasing water and nutrient availability (Allen and Lein 1998). Bedding enhances survival and growth by consolidating topsoil and improving aeration in poorly drained areas (Smith et al. 1997). The combination of mechanical and chemical site

preparation can be a more effective means of controlling competition than a single method used alone (Lauer et al. 1998), thus shortening the time required to meet silvicultural goals of site preparation.

Timber industries are operationally concerned with establishing pine plantations that maximize economic return from timber production. Much of the published research concerning site preparation effectiveness on pine growth was not approached from an operational standpoint (e.g., experimental plots <1 ha in size, treatments involving complete vegetation control for >2 years) and the results, although providing valuable information, did not address industry operational expectations.

The objectives of my research were to establish a gradient of operational pine plantation management intensities and quantify vegetative competition control and pine growth response along this gradient. I hypothesized that vegetative control and pine growth response would be altered by treatment intensity. I predicted that vegetative control would be associated negatively with treatment intensity and that pine growth would be associated positively with treatment intensity. The results of this research are a subset of a larger project investigating effects of intensive pine plantation management on wildlife habitat quality in the Mississippi Lower Coastal Plain.

### **Study areas and methods**

The effects of five levels of pine plantation management intensity on vegetative control and pine growth were monitored on four tracts of land owned by timber industries in George, Lamar, and Perry counties in southern Mississippi. Vegetation on all stands was typical of the Mississippi Lower Coastal Plain (LCP, Pettry 1977). Stands were



harvested during summer 2000–winter 2001, averaged 66 ha in size, and each was uniformly influenced by topography and drainages.

Soil associations were fairly consistent among the study sites. The McLaurin-Heidel-Prentiss association was common to two stands and was comprised of gently sloping, moderately well-drained, sandy and loamy soils. The McLaurin-Savannah-Susquehenna association, comprised of somewhat poorly drained, nearly level upland soils, occurred on one stand. The Prentiss-Rossella-Benndale association occurred on two stands and was characterized by loamy and fine sandy loam soils.

Management regimes (i.e., treatments) were selected to represent a range of operational intensities in timber industry stand establishment techniques. The regimes were expected to stimulate the development of distinct communities that represented a gradient in vegetation management intensity and potential pine growth response. Treatments were arranged in a randomized complete block design where each of the five treatments was assigned randomly to a  $\geq 8$ -ha area within each of four stands. Management intensity, and thus expected pine growth impact, increased from “low” for treatment 1 to “high” for treatment 5.

Treatment 1 consisted of mechanical site preparation using a combination plow to subsoil, disk, and bed, pulled behind a bulldozer with a V-blade attached to the front to clear debris. A banded herbaceous control in year one was applied using 0.9 kg/ha of Oustar®.

Treatment 2 consisted of chemical site preparation using a mixture of 2.4 L/ha Chopper® Emulsifiable Concentrate, 5.3 L/ha Accord®, 5.3 L/ha Garlon 4, and 1% volume to volume ratio of Timberland 90 surfactant in a total spray solution of 93.6 L/ha.

A banded herbaceous control in year one was applied using 0.9 kg/ha of Oustar®. No mechanical site preparation occurred in Treatment 2.

Treatment 3 consisted of mechanical (same as treatment 1) and chemical site preparation (same as treatment 2). A banded herbaceous control in year one was applied using 0.9 kg/ha of Oustar®.

Treatment 4 consisted of mechanical (same as treatment 1) and chemical site preparation (same as treatment 2). A broadcast herbaceous control in year one was applied using 0.9 kg/ha of Oustar®.

Treatment 5 consisted of mechanical (same as treatment 1) and chemical site preparation (same as treatment 2). A broadcast herbaceous control in years one and two was applied using 0.9 kg/ha of Oustar®.

All chemical site preparation treatments were applied during July–August 2001, and all mechanical site preparation was completed during September–December 2001. Year one herbaceous control applications were completed during March–April 2002 and year two herbaceous treatments were completed during March–May 2003.

Additional management characteristics were standardized across all treatment plots and blocks. Stands were planted during December 2001–January 2002. Pine tree seedlings were planted with 3.0 m between rows and 2.1 m between trees within a row, totaling 1,551 trees/ha. Each timber industry cooperator planted their own genetically-improved seedlings. Banded herbaceous control treatments were mechanically applied with a band width of 1.5 m, and broadcasted herbicide applications were applied aerially via helicopter. Stands were not burned. A broadcast fertilizer application of DAP at 280 kg/ha was applied to all treatments during April 2002.

All stands were intended to be machine planted to facilitate banding applications. However, two stands were hand planted due to greater debris loads remaining post-harvest. Banded herbaceous control was applied by hand on these two sites.

Woody stem density was evaluated pre-treatment (July 2001) and during years one and two post-treatment (June 2002 and June 2003). During 2001, density estimates of woody stems  $\geq 0.5$  m tall were obtained along five, randomly-located 30- x 2-m belted-transects within each treatment. During 2002 and 2003, estimates of woody stems  $\geq 0.5$  m tall within each treatment were obtained using 40, randomly-located 1-m<sup>2</sup> circular plots.

Vegetative communities were quantified during June 2002 and June 2003, years one and two post-treatment. Percentage ground cover of understory woody and herbaceous species was recorded using a modification of Canfield's (1941) line-intercept method within each treatment along 10, randomly-located 30-m transects. A 30-m buffer zone at treatment boundaries was excluded from sampling. Plants were identified by species and then categorized by forage type (i.e., herbaceous or woody).

Pine growth response was measured on each treatment plot to compare the effectiveness and competition control benefits of site preparation and herbaceous weed control treatments. One pine measurement plot (0.04-ha, 7 rows of 10 trees) was established within each treatment area. Height (m) and ground level diameter (mm) of seedlings were measured during June 2002, June 2003, and January 2004. Survival estimates were based on the 2002 and 2003 data whereas growth estimates were based on the 2002 and 2004 data.

I used a repeated-measures, mixed model analysis of variance to test for main effects of year and treatment and year  $\times$  treatment interaction for woody stem density, woody canopy coverage, herbaceous canopy coverage, and pine survival, height, and diameter. I compared means among treatments ( $n = 5$ ) and between years ( $n = 2$ ) in SAS Proc MIXED (SAS Institute 2000). I treated stands (i.e., blocks,  $n = 4$ ) as the random effect, years as the repeated effect, treatment  $\times$  stand as the subject, and I chose a first order autoregressive covariance structure for the models because there was one time interval between sampling periods (Littell et al. 1996). I considered differences significant if  $P < 0.05$ . I compared means using Fisher's least significant difference with the LSMEANS PDIFF option (Littell et al. 1996). I tested normality and equal variance assumptions prior to each analysis. I square-root transformed variables with non-equal variances (Zar 1999). For ease of data interpretation, I presented actual means although I conducted analyses on transformed data.

## Results

Site preparation reduced woody stem density (Table 2.1). The 3 dominant species detected prior to treatment were common persimmon (*Diospyros virginiana*), waxmyrtle (*Myrica cerifera*), and yaupon (*Ilex vomitoria*). There were no pre-existing differences in density of individual species and the total of all species among treatments ( $F_{4,15} = 0.13$ ,  $P = 0.974$ ). The site preparation treatments controlled all woody stems  $\geq 0.5$  m tall during the first growing season. The year effect was not consistent across all treatments for density of total species ( $F_{4,27} = 4.82$ ,  $P = 0.005$ ) and ranged from 1,625.0 trees/ha in treatment 1 to 0.0 trees/ha in treatment 5 during 2003. Density of yaupon ( $F_{1,27} = 5.00$ ,  $P = 0.034$ ) and other species ( $F_{1,27} = 15.80$ ,  $P \leq 0.001$ ) increased treatments during 2003.

Table 2.1. Woody stem density (trees/ha >0.5 m tall) for 5 pine plantation management regimes varying from low (1) to high (5) intensity at pre-treatment (July 2001) and at years 1 and 2 post-treatment (June 2002 and June 2003) in the Mississippi Lower Coastal Plain<sup>a</sup>.

| Species                | Treatment            |         |                |         |           |         |           |       |           |       | P-value <sup>d</sup> |        |
|------------------------|----------------------|---------|----------------|---------|-----------|---------|-----------|-------|-----------|-------|----------------------|--------|
|                        | 1 <sup>b</sup>       |         | 2 <sup>c</sup> |         | 3         |         | 4         |       | 5         |       | Yr                   | Yr*trt |
|                        | $\bar{x}$            | SE      | $\bar{x}$      | SE      | $\bar{x}$ | SE      | $\bar{x}$ | SE    | $\bar{x}$ | SE    |                      |        |
| <b>Pre-trt (2001)</b>  |                      |         |                |         |           |         |           |       |           |       |                      |        |
| Common persimmon       | 675.0                | 149.8   | 283.3          | 96.8    | 591.7     | 162.0   | 233.3     | 50.4  | 158.3     | 54.7  |                      | 0.169  |
| Wax myrtle             | 933.3                | 258.6   | 1,150.0        | 356.4   | 800.0     | 239.0   | 800.0     | 398.8 | 808.3     | 220.7 |                      | 0.919  |
| Yaupon                 | 391.7                | 100.6   | 658.3          | 219.1   | 525.0     | 188.2   | 400.0     | 107.7 | 408.3     | 144.3 |                      | 0.993  |
| Other species          | 4,250.0              | 1,120.5 | 4,033.3        | 842.3   | 4,750.0   | 1,097.3 | 3,458.3   | 621.4 | 4,483.3   | 553.9 |                      | 0.973  |
| Total                  | 6,250.0              | 1,239.4 | 6,125.0        | 1,056.2 | 6,666.7   | 1,266.9 | 4,891.7   | 895.4 | 5,858.3   | 646.4 |                      | 0.974  |
| <b>Post-trt (2002)</b> |                      |         |                |         |           |         |           |       |           |       |                      |        |
| Common persimmon       | 0.0                  | 0.0     | 0.0            | 0.0     | 0.0       | 0.0     | 0.0       | 0.0   | 0.0       | 0.0   |                      | 1.000  |
| Wax myrtle             | 0.0                  | 0.0     | 0.0            | 0.0     | 0.0       | 0.0     | 0.0       | 0.0   | 0.0       | 0.0   |                      | 1.000  |
| Yaupon                 | 0.0                  | 0.0     | 0.0            | 0.0     | 0.0       | 0.0     | 0.0       | 0.0   | 0.0       | 0.0   |                      | 0.103  |
| Other species          | 0.0                  | 0.0     | 0.0            | 0.0     | 0.0       | 0.0     | 0.0       | 0.0   | 0.0       | 0.0   |                      | 1.000  |
| Total                  | 0.0                  | 0.0     | 0.0            | 0.0     | 0.0       | 0.0     | 0.0       | 0.0   | 0.0       | 0.0   |                      | 1.000  |
| <b>Post-trt (2003)</b> |                      |         |                |         |           |         |           |       |           |       |                      |        |
| Common persimmon       | 375.0 A <sup>†</sup> | 168.7   | 0.0 B          | 0.0     | 62.5 B    | 62.5    | 62.5 B    | 62.5  | 0.0 B     | 0.0   | 0.008                | <0.001 |
| Wax myrtle             | 125.0 A              | 87.2    | 0.0 B          | 0.0     | 0.0 B     | 0.0     | 0.0 B     | 0.0   | 0.0 B     | 0.0   | 0.095                | 0.001  |
| Yaupon                 | 125.0                | 87.2    | 187.5          | 105.4   | 0.0       | 0.0     | 0.0       | 0.0   | 0.0       | 0.0   | 0.034                | 0.103  |
| Other species          | 1,000.0              | 388.1   | 437.5          | 197.9   | 312.5     | 159.8   | 125.0     | 87.2  | 0.0       | 0.0   | <0.001               | 0.062  |
| Total                  | 1,625.0 A            | 469.8   | 625.0 B        | 232.6   | 375.0 BC  | 168.7   | 187.5 BC  | 105.4 | 0.0 C     | 0.0   | <0.001               | <0.001 |

<sup>a</sup> Actual means presented; analyses conducted on square-root transformed data.

<sup>b</sup> Within-treatment year effect ( $P \leq 0.001$ ): *Diospyros virginiana*, *Myrica cerifera*, Total.

<sup>c</sup> Within-treatment year effect ( $P < 0.05$ ): Total.

<sup>d</sup> Pre-treatment data analyzed for treatment effect only; post-treatment data analyzed for effects of year, treatment, and year x treatment interaction.

<sup>e</sup> When yr\*trt interaction was significant, trt P-values represent within-year treatment effects.

<sup>†</sup> Means within rows followed by same letter do not differ ( $\alpha=0.05$ ).

The year effect was not consistent among treatments for common persimmon ( $F_{4,27} = 3.81, P = 0.014$ ) and wax myrtle ( $F_{4,27} = 3.00, P = 0.036$ ). During 2003, common persimmon densities ranged from 375.0 trees/ha in treatment 1 to 0.0 trees/ha in treatments 2 and 5. Wax myrtle density increased during 2003 to 125.0 trees/ha in treatment 1 but remained at 0.0 trees/ha in all other treatments.

There was a year  $\times$  treatment interaction for woody canopy coverage ( $F_{4,27} = 3.82, P = 0.014$ ) and herbaceous canopy cover ( $F_{4,27} = 3.04, P = 0.034$ , Table 2.2). Woody coverage during the first growing season varied from a high of 19.5% in treatment 1 to lows of 2.8–3.5% in treatments 4 and 5. By the end of the second growing season, woody coverage showed a clear, negative association with treatment intensity, ranging from 71.0% in treatment 1 to 11.7% in treatment 5. During 2002, herbaceous coverage ranged from a high of 36.5% in treatment 2 to a lows of 2.5–3.4% in treatments 4 and 5. By the end of the second growing season, herbaceous cover was similar on treatments 1–4 with a high of 60.5% in treatment 2; treatment 5 had considerably less herbaceous cover at 17.3%.

Pine survival differed by year and treatment (Table 2.3). Survival decreased about 2% on all treatments during 2003 ( $F_{1,27} = 4.62, P = 0.041$ ). Survival varied among treatments ( $F_{4,27} = 0.72, P = 0.038$ ) averaging about 85% in treatments 1–4 and 73% in treatment 5.

There was a within-treatment year effect on height ( $F_{4,27} = 8.81, P \leq 0.001$ ) and diameter ( $F_{4,27} = 9.56, P \leq 0.001$ ) of pine trees (Table 2.3). There were no differences in pine height or diameter during 2002 indicating that all seedlings were of equivalent size when planted. However, a positive association between treatment intensity and pine

Table 2.2. Woody and herbaceous canopy coverage (%) for 5 pine plantation management regimes varying from low (1) to high (5) intensity at years 1 and 2 post-treatment (June 2002 and June 2003) in the Mississippi Lower Coastal Plain<sup>a</sup>.

| Forage type | Treatment           |     |                |     |                |     |                |     |                |     | P-value      |                  |        |
|-------------|---------------------|-----|----------------|-----|----------------|-----|----------------|-----|----------------|-----|--------------|------------------|--------|
|             | 1 <sup>b</sup>      |     | 2 <sup>c</sup> |     | 3 <sup>c</sup> |     | 4 <sup>c</sup> |     | 5 <sup>d</sup> |     | Yr           | Yr*Trt           |        |
|             | $\bar{x}$           | SE  | $\bar{x}$      | SE  | $\bar{x}$      | SE  | $\bar{x}$      | SE  | $\bar{x}$      | SE  | Yr           | Trt <sup>e</sup> | Yr*Trt |
| Woody       |                     |     |                |     |                |     |                |     |                |     |              |                  |        |
| 2002        | 19.5 A <sup>f</sup> | 1.7 | 8.5 AB         | 1.5 | 8.8 AB         | 1.2 | 3.5 B          | 0.5 | 2.8 B          | 0.4 |              | 0.110            | 0.014  |
| 2003        | 71.0 A              | 5.1 | 35.5 B         | 3.1 | 53.9 C         | 4.7 | 41.5 BC        | 3.8 | 11.7 D         | 1.7 | $\leq 0.001$ | $\leq 0.001$     |        |
| Herbaceous  |                     |     |                |     |                |     |                |     |                |     |              |                  |        |
| 2002        | 26.7 A              | 1.7 | 36.5 A         | 4.5 | 20.1 A         | 2.2 | 3.4 B          | 0.6 | 2.5 B          | 0.6 |              | $\leq 0.001$     | 0.034  |
| 2003        | 50.6 A              | 1.9 | 60.5 A         | 3.4 | 48.8 A         | 3.1 | 48.8 A         | 3.3 | 17.3 B         | 1.9 | $\leq 0.001$ | $\leq 0.001$     |        |

<sup>a</sup> Actual means presented; analyses conducted on square-root transformed data.

<sup>b</sup> Within-treatment year effect ( $P < 0.01$ ): herbaceous; ( $P \leq 0.001$ ): woody.

<sup>c</sup> Within-treatment year effect ( $P \leq 0.001$ ): herbaceous, woody.

<sup>d</sup> Within-treatment year effect ( $P < 0.10$ ): herbaceous.

<sup>e</sup> When yr\*trt interaction was significant, trt P-values represent within-year treatment effects.

<sup>f</sup> Means within rows followed by same letter do not differ ( $\alpha > 0.05$ ).

Table 2.3. Survival (%), height (m), and diameter (mm) of pine trees for 5 pine plantation management regimes varying from low (1) to high (5) intensity during the first and second growing seasons (June 2002 and June 2003) and the end of the second growing season (January 2004) in the Mississippi Lower Coastal Plain<sup>a</sup>.

|          | Treatment           |     |  |                |     |  |                |     |  |                |     |  |                |      |        | P-value |                  |        |
|----------|---------------------|-----|--|----------------|-----|--|----------------|-----|--|----------------|-----|--|----------------|------|--------|---------|------------------|--------|
|          | 1 <sup>b</sup>      |     |  | 2 <sup>b</sup> |     |  | 3 <sup>b</sup> |     |  | 4 <sup>b</sup> |     |  | 5 <sup>b</sup> |      |        | Yr      | Trt <sup>c</sup> | Yr*trt |
|          | $\bar{x}$           | SE  |  | $\bar{x}$      | SE  |  | $\bar{x}$      | SE  |  | $\bar{x}$      | SE  |  | $\bar{x}$      | SE   |        |         |                  |        |
| Survival |                     |     |  |                |     |  |                |     |  |                |     |  |                |      |        |         |                  |        |
| 2002     | 84.3                | 8.4 |  | 86.4           | 5.5 |  | 88.2           | 5.4 |  | 87.1           | 6.9 |  | 74.6           | 11.4 |        |         |                  |        |
| 2003     | 84.3                | 8.4 |  | 85.7           | 5.6 |  | 85.4           | 4.4 |  | 86.1           | 6.7 |  | 71.4           | 9.6  |        |         |                  |        |
| Combined | 84.3 A <sup>d</sup> | 5.5 |  | 86.1 A         | 3.6 |  | 86.8 A         | 3.3 |  | 86.6 A         | 4.5 |  | 73.0 B         | 6.9  | 0.041  | 0.038   | 0.585            |        |
| Height   |                     |     |  |                |     |  |                |     |  |                |     |  |                |      |        |         |                  |        |
| 2002     | 0.4                 | 0.0 |  | 0.4            | 0.0 |  | 0.4            | 0.0 |  | 0.5            | 0.0 |  | 0.4            | 0.0  |        | 0.823   | ≤0.001           |        |
| 2004     | 2.1 A               | 0.0 |  | 1.8 B          | 0.0 |  | 2.2 A          | 0.0 |  | 2.5 C          | 0.0 |  | 2.5 C          | 0.0  | ≤0.001 | ≤0.001  |                  |        |
| Diameter |                     |     |  |                |     |  |                |     |  |                |     |  |                |      |        |         |                  |        |
| 2002     | 7.4 A               | 0.2 |  | 6.2 A          | 0.1 |  | 7.5 A          | 0.2 |  | 8.2 A          | 0.2 |  | 7.5 A          | 0.2  |        | 0.543   | ≤0.001           |        |
| 2004     | 41.6 A              | 0.8 |  | 34.4 B         | 0.7 |  | 48.9 C         | 0.9 |  | 59.1 D         | 0.9 |  | 60.3 D         | 1.0  | ≤0.001 | ≤0.001  |                  |        |

<sup>a</sup> Actual means presented; analyses conducted on square root transformed data.

<sup>b</sup> Within-treatment year effect ( $P \leq 0.001$ ): height and diameter.

<sup>c</sup> When yr\*trt interaction was significant, trt P-values represent within-year treatment effects.

<sup>d</sup> Means within rows followed by same letter do not differ ( $\alpha > 0.05$ ).



growth was evident by the end of the second growing season with trees in treatments 4 and 5 having greater heights and diameters than trees in all other treatments. Pine growth was greater in treatments receiving mechanical site preparation compared to the herbicide-only site preparation.

### **Discussion**

A primary goal of site preparation is to reduce competing vegetation (Shiver and Martin 2002). Herbaceous vegetation was the most important component to control early in stand establishment due to its impact on pine survival and growth, and woody vegetation control is important from the standpoint of long-term yield limitation (Lauer et al. 1998). The chemical site preparation tank mixture was designed to target these vegetation components. The benefits from the negative associations between treatment intensity and herbaceous and woody canopy cover during the first growing season were evident in the positive associations with pine height and diameter by the end of the second growing season.

Removal of the hardwood vegetative component is important from the standpoint of a long-term pine growth advantage (Shiver et al. 1991, Harrington et al. 1998). The control of woody stems in all treatments during the first growing season, indicates that herbicides were not required for a short-term response. However, re-colonization of woody species was evident during the second growing season and treatment 1 had the greatest woody density increase because it did not receive an application of site preparation herbicides. Prior research also has documented relatively short-term effects (i.e., 2–3 growing seasons) of mechanical or chemical site preparation in combination

with herbaceous weed control on vegetative communities (Blake et al. 1987, Keyser et al. 2003).

Identifying the cause of the pine survival decrease during year two was difficult due to high variability associated with loblolly seedling survival during the first year post-planting (Amateis et al. 1997). Sources of mortality during this period typically include seedling care at the nursery and planting site, length of seedling storage, planting crew quality, and first-year climatic conditions (Amateis et al. 1997). Pine survival was less on treatment 5, implying a treatment-related decrease. However, treatments 4 and 5 were operationally equivalent (i.e., treatment 5 had not received its second broadcast herbaceous control) when survival was measured. Two sites, with seedlings originating from the same source, had considerably less survival, 69 and 73%, compared to the other two stands with survival of 92 and 97%. Survival within treatment 5 was particularly low within the two lesser-survival stands. There were no topographic features on these two stands that would decrease survival (i.e., poorly drained areas) and rainfall was not above normal levels during the first growing season. Both of these stands were hand planted, thus survival decreases may be attributable to poor planting and/or poor seedling condition at the time of planting. Intensive management does not necessarily imply increased survival (South et al. 2001), although survival increases have been documented from mechanical site preparation followed by herbaceous weed control (Tiarks and Haywood 1986) as well as mechanical and chemical site preparation followed by herbaceous weed control (Yeiser et al. 2004).

The combination site preparation treatments resulted in a 1.2 fold increase in pine height and a 1.3 fold increase in pine diameter as compared to the mechanical only and

chemical only treatments. Coupled with the fact that pine height and diameter was less in treatment 2, the importance of mechanical subsoiling and bedding in the Mississippi Lower Coastal Plain was evident, as supported by other studies on coastal sites (Amateis et al. 1997, Allen and Lein 1998, Lauer et al. 1998).

The lack of differences in pine growth between treatment 4, receiving one year of broadcast herbaceous control, and treatment 5, receiving two years of broadcast herbaceous control was noteworthy. These results indicated that multiple years of herbaceous weed control were not necessary to maximize growth after two growing seasons. Differences in pine growth could develop in subsequent years, as complete vegetation control for multiple years has proven to promote greater pine growth (Pienaar et al. 1983, Cain 1991, Miller et al. 1995, Borders and Bailey 1997). However, it is typically not operationally feasible for timber industries to broadcast vegetation control for multiple years due to high treatment costs, environmental concerns (Morrison and Meslow 1983), and wood quality concerns (Clark and Schmidting 1989). Bacon and Zedaker (1987) reported that herbaceous weed control applied at the beginning of the second growing season provided the greatest release from competition, indicating that differences may become evident between treatments 4 and 5 during subsequent growing seasons.

Broadcast herbaceous control (i.e., treatments 4 and 5) promoted greater pine height and diameter growth indicating that complete herbaceous control was biologically more effective than banded control. Dougherty (1990) spot-sprayed 0.6-, 1.2-, 1.8-, and 2.4-m diameter circles around individual trees and reported that pine height and diameter increased significantly when competition was controlled  $\geq 1.8$ -m around each tree.

Treatments that received banded herbaceous controls in this study had only 0.8 m treated on either side of the tree, which may not be enough growing space to produce a competitive advantage.

### **Conclusions**

Timber industries in the Southeast are operationally concerned with establishing pine plantations that maximize timber production. Management regimes including the combination of mechanical and chemical site preparation promoted the greatest pine growth by controlling competing vegetation and providing soil amendments to improve root development and nutrient availability. Mechanical subsoiling and bedding were essential for increased pine growth and chemical control was essential for long-term control of woody species. Broadcast herbaceous applications more effectively controlled competing vegetation and promoted greater pine growth, although there were no differences between one and two years of broadcast herbaceous control. To maximize timber production in the Mississippi LCP, combination site preparation followed by one year of broadcast herbaceous weed control was the most effective management regime.

### **Literature Cited**

- Allen, H. L., and S. Lein. 1998. Effects of site preparation, early fertilization, and weed control on 14-year old loblolly pine. Pages 104-110 *in* Proceedings of the 51<sup>st</sup> Annual Southern Weed Science Society, 26–28 January 1998, Birmingham, Alabama, USA.
- Amateis, R. L., H. E. Burkhart, and J. Liu. 1997. Modeling survival in juvenile and mature loblolly pine plantations. *Forest Ecology and Management* 90:51–58.
- Bacon, C. G., and S. M. Zedaker. 1987. Third-year growth response of loblolly pine to eight levels of competition control. *Southern Journal of Applied Forestry* 11:91–95.

- Blake, P. M., G. A. Hurst, and T. A. Terry. 1987. Responses of vegetation and deer forage following application of hexazinone. *Southern Journal of Applied Forestry* 11:176–180.
- Borders, B. E., and R. L. Bailey. 1997. Loblolly pine – pushing the limits of growth. Consortium on Accelerated Pine Production Studies, University of Georgia, Technical Report 1997–1.
- Cain, M. D. 1991. The influence of woody and herbaceous competition on early growth of naturally regenerated loblolly and shortleaf pines. *Southern Journal of Applied Forestry* 15:179–185.
- Canfield, R. H. 1941. Application of the line interception method in sampling range vegetation. *Journal of Forestry* 39:388–394.
- Clark, A. C., III, and R. C. Schmidting. 1989. Effect of intensive culture on juvenile wood formation and wood properties of loblolly, slash, and longleaf pine. Pages 211-217 *in* J. H. Miller, editor. Proceedings of the Fifth Biennial Southern Silviculture Research Conference, 1–3 November 1988, Memphis, Tennessee, USA.
- Dougherty, P. M. 1990. Survival and growth responses of loblolly pine to a range of competition control. Georgia Forestry Commission, Research Division, Georgia Forest Research Paper 81.
- Glover, G. R., and B. R. Zutter. 1993. Loblolly pine and mixed hardwood stand dynamics for 27 years following chemical, mechanical, and manual site preparation. *Canadian Journal of Forest Research* 23:2126–2132.
- Harrington, T. B., P. J. Minogue, D. K. Lauer, and A. W. Ezell. 1998. Two-year development of southern pine seedlings and associated vegetation following spray-and-burn site preparation with imazapyr alone or in mixture with other herbicides. *New Forests* 15:89–106.
- Haywood, J. D., and A. E. Tiarks. 1990. Eleventh-year results of fertilization, herbaceous, and woody plant control in a loblolly pine plantation. *Southern Journal of Applied Forestry* 14:173–177.
- Keyser, P. D., V. L. Ford, and D. C. Guynn, Jr. 2003. Effects of herbaceous competition control on wildlife habitat quality in Piedmont pine plantations. *Southern Journal of Applied Forestry* 27:55–60.
- Lauer, D. K., R. L. Muir, and G. R. Glover. 1998. Combining herbicide applications with mechanical site preparation. Pages 112-113 *in* Proceedings of the 51<sup>st</sup>

Annual Southern Weed Science Society Conference, 26–28 January 1998, Birmingham, Alabama, USA.

- Littell, R. C., G. A. Milliken, W. W. Stroup, and R. D. Wolfinger. 1996. SAS system for mixed models. SAS Institute, Cary, North Carolina, USA.
- Miller, J. H., B. R. Zutter, S. M. Zedaker, M. B. Edwards, and T. A. Newbold. 1995. A regional framework of early growth response for loblolly pine relative to herbaceous, woody, and complete competition control: the COMProject. United States Forest Service General Technical Report SO-117.
- Morrison, M. L., and E. C. Meslow. 1983. Impacts of forest herbicides on wildlife: toxicity and habitat alteration. *Transactions of the North American Wildlife and Natural Resources Conference* 48:175–185.
- Petry, D. E. 1977. Soil resource areas of Mississippi. Mississippi Agricultural and Forestry Experiment Station Information Sheet 1278.
- Pienaar, L. V., J. W. Rheney, and B. D. Shiver. 1983. Response to control of competing vegetation in site-prepared slash pine plantations. *Southern Journal of Applied Forestry* 7:38–45.
- SAS Institute. 2000. SAS/STAT User's Guide, Version 8. SAS Institute, Cary, North Carolina, USA.
- Shiver, B. D., S. A. Knowe, M. B. Edwards, and W. N. Kline. 1991. Comparison of herbicide treatments for controlling common Coastal Plain Flatwoods species. *Southern Journal of Applied Forestry* 15:187–193.
- Shiver, B. D., and S. W. Martin. 2002. Twelve-year results of a loblolly pine site preparation study in the Piedmont and Upper Coastal Plain of South Carolina, Georgia, and Alabama. *Southern Journal of Applied Forestry* 26:32–36.
- Smith, D. M., B. C. Larson, M. J. Kelty, and P. M. S. Ashton. 1997. *The practice of Silviculture: applied forest ecology*. Ninth edition. John Wiley and Sons, New York, New York, USA.
- South, D. B., J. L. Rakestraw, and G. A. Lowerts. 2001. Early gains from planting large-diameter seedlings and intensive management are additive for loblolly pine. *New Forests* 22:97–110.
- Tiarks, A. E., and J. D. Haywood. 1986. *Pinus taeda* L. response to fertilization, herbaceous plant control, and woody plant control. *Forest Ecology and Management* 14:103–112.

- Wigley, T. B. 2000. Tomorrow's managed forests: what is the reality? Proceedings of the Annual Southeast Deer Study Group 23:9.
- Yeiser, J. L., T. L. L. Temple Chair, and A. W. Ezell. 2004. Oustar herbicide for efficient herbaceous weed control and enhanced loblolly pine seedling performance in the southeastern US. Forest Ecology and Management 192:207–215.
- Zar, J. H. 1999. Biostatistical analysis. Fourth edition. Prentiss Hall, Upper Saddle River, New Jersey, USA.

## CHAPTER III

### EFFECTS OF INTENSIVE PINE PLANTATION MANAGEMENT ON VEGETATION COMMUNITY CHARACTERISTICS AND WHITE-TAILED DEER HABITAT QUALITY IN SOUTHERN MISSISSIPPI

#### **Abstract**

Pine management strategies typically include the use of mechanical and chemical site preparation, and herbicide tank mixes combined with post-planting herbaceous control applications are common to reduce the interval from planting to canopy closure. To address concerns that increased site preparation intensity may negatively impact vegetation communities important as white-tailed deer (*Odocoileus virginianus*) forage, I evaluated effects of 5 pine plantation management regimes varying from low to high intensity on vegetative community characteristics and deer habitat potential. I sampled during 2002 and 2003, years 1 and 2 post-treatment, on 4 timber industry stands in southern Mississippi. There was a clear, negative association between treatment intensity and vegetative characteristics of most forage types during 2002. These differences were reduced during 2003 as vegetation re-colonized. Total forage value estimates indicated that the least-intensity treatment provided the most deer forage due to greater species richness and understory canopy cover. However, nutritional carrying capacity estimates



indicated that a moderate-intensity treatment provided the most deer-days/ha of foraging potential due to increased biomass of greater-quality forages. Quantifying relationships between pine plantation management intensity and the vegetative characteristics affecting wildlife habitat potential will allow resource managers to make better informed land management decisions to satisfy economic return and wildlife habitat provision objectives.

### **Introduction**

Timber production is a multi-billion dollar industry in the southeastern US with an increasing amount of fiber production resulting from intensively managed pine plantations. Pine plantation acreage in the Southeast is expected to nearly double by 2030 (USDA 1988) with a near tripling of harvest yields by 2050 (Haynes 2002). This trend of intensively managed pine plantations is primarily driven by financial considerations and concerns about future timber supplies (Sedjo and Botkin 1997).

Industrial forest management strategies change in response to silvicultural, economic, and social issues, and future strategies likely will include increased use of herbicides, fertilizers, and genetically improved planting stock (Wigley 2000). Rather than a single herbicide application at stand initiation, management strategies likely will include tank mixes of multiple herbicides prior to planting to eliminate crop tree competition, followed by one or more herbaceous release treatments. Additionally, stand rotations likely will become shorter as the demand for timber products and the ability to quickly produce these products increases (Borders and Bailey 1997).

A trade-off exists between timber yield maximization and management of associated vegetation for wildlife. Loblolly pine (*Pinus taeda*) yields can be increased

greater than five-fold in the southern US with site preparation herbicides (Glover and Zutter 1993). However, increasing intensity of site preparation can reduce abundance and diversity of woody and herbaceous plant species depending on herbicide type (Miller et al. 1999), rate (Zutter and Zedaker 1988), proportion of the area receiving treatment (Schabenberger and Zedaker 1999), and the additive effects of mechanical site preparation (Harrington and Edwards 1996).

At previously researched application rates, single herbicide treatments generally had minor and temporary impacts on plant communities (Zutter and Zedaker 1988, Miller et al. 1999). Studies comparing white-tailed deer (*Odocoileus virginianus*) habitat responses on chemically- and mechanically-prepared sites generally agreed that deer forage production was reduced for one growing season following site preparation, peaked 2–3 growing seasons post-treatment, and declined until canopy closure (Hurst and Warren 1980, Felix et al. 1986, Scanlon and Sharik 1986, Johnson 1987). Thus, the interval between planting and canopy closure historically has provided adequate deer forage.

However, the silvicultural goal of intensified pine management is to reduce vegetative competition with pine seedlings and to shorten the time between planting and canopy closure. Due to the importance of vegetative structure and composition on the distribution and abundance of wildlife (Howell et al. 1996), total or near-total control of herbaceous and woody vegetation during site preparation, followed by herbaceous control treatments and more rapid canopy closure may negatively affect biodiversity and habitat quality for early-seral species.

The goal of my research was to quantify effects of 5 operational pine plantation management intensities on vegetation community characteristics and deer habitat quality. I evaluated deer habitat quality by comparing effects of these management regimes on deer forage production and nutritional carrying capacity during years 1 and 2 post-treatment. I hypothesized that vegetative characteristics and deer habitat quality would be altered by treatment intensity and predicted that these variables would decrease as treatment intensity increased. Quantifying relationships between pine plantation management intensity and the vegetative characteristics that affect wildlife populations and habitat quality will allow resource managers to make land management decisions that optimize timber production while giving consideration to socially important wildlife values.

### **Study areas and methods**

The effects of 5 levels of pine plantation management intensity on vegetation communities and deer habitat quality were monitored on 4 industrial timber stands in George, Lamar, and Perry counties in southern Mississippi. Vegetation on these stands was typical of the Mississippi Lower Coastal Plain, a low fertility, acidic soils physiographic region referred to as the “piney woods” (Pettry 1977) due to the prevalence of longleaf (*P. palustris*), shortleaf (*P. echinata*), and loblolly pine. This region of Mississippi was chosen because of its history of intensive forestry. All stands were loblolly or slash (*P. elliottii*) pine plantations, harvested during summer 2000 – winter 2001, averaged 66 ha, and were influenced uniformly by soils, topography, and drainages.

Management regimes (i.e., treatments) were selected to represent a range of operational intensities in timber industry stand initiation techniques. The regimes were expected to stimulate the development of distinct communities that represented a gradient in vegetation management intensity and potential of deer habitat quality. Treatments were arranged in a randomized complete block design where each of 5 treatments was assigned randomly to a  $\geq 8$ -ha area within each of 4 stands. Management intensity, and thus expected vegetative impact, increased from “low” for treatment 1 to “high” for treatment 5.

Treatment 1 consisted of mechanical site preparation using a combination plow to subsoil, disk, and bed, pulled behind a tractor with a V-blade attached to the front to clear debris. A banded herbaceous control in year 1 was applied using 0.9 kg/ha of Oustar®.

Treatment 2 consisted of chemical site preparation using a mixture of 2.4 L/ha Chopper® Emulsifiable Concentrate, 5.3 L/ha Accord®, 5.3 L/ha Garlon 4, and 1% volume to volume ratio of Timberland 90 surfactant in a total spray solution of 93.6 L/ha. A banded herbaceous control in year 1 was applied using 0.9 kg/ha of Oustar®. No mechanical preparation (i.e., bedding) occurred in Treatment 2.

Treatment 3 consisted of mechanical (same as treatment 1) and chemical site preparation (same as treatment 2). A banded herbaceous control in year 1 was applied using 0.9 kg/ha of Oustar®.

Treatment 4 consisted of mechanical (same as treatment 1) and chemical site preparation (same as treatment 2). A broadcast herbaceous control in year 1 was applied using 0.9 kg/ha of Oustar®.

Treatment 5 consisted of mechanical (same as treatment 1) and chemical site preparation (same as treatment 2). A broadcast herbaceous control in years 1 and 2 was applied using 0.9 kg/ha of Oustar®.

All chemical site preparation was applied during July–August 2001, and all mechanical site preparation was completed during September–December 2001. Year 1 herbaceous control applications were completed during March–April 2002 and year 2 herbaceous applications were completed during March–May 2003. Stands were planted during December 2001–January 2002. Pine tree seedlings were planted with 3.0 m between rows and 2.1 m between trees within a row, totaling 1,551 trees/ha. Each timber industry cooperator planted their own genetically-improved seedlings. Banded herbaceous control treatments were applied mechanically with a band width of 1.5 m, and broadcasted herbicide applications were applied aerially via helicopter. Stands were not burned. A broadcast fertilizer application of DAP at 280 kg/ha was applied to all treatments during April 2002.

All stands were intended to be machine planted to facilitate banding applications. However, 2 stands were hand planted due to greater debris loads remaining after harvest. Banded herbaceous control was applied using a backpack sprayer on these 2 sites.

I quantified vegetative communities during June 2002 and June 2003, years 1 and 2 post-treatment. I determined species richness using 40, randomly located 1-m<sup>2</sup> circular hoops within each treatment. I recorded % coverage of understory herbaceous and woody species using a modification of Canfield's (1941) line-intercept method along 10, located randomly 30-m transects within each treatment. I identified plants by species and

then grouped by forage type. I excluded from sampling a 30-m buffer zone at treatment boundaries.

To evaluate a treatment's ability to produce deer forage, I calculated a relative total forage value (TFV) by multiplying each species' understory cover (%) by its annual deer preference rating according to Warren and Hurst (1981) and supplemented by Miller and Miller (1999), similar to Jones et al. (1993). I summed TFV products to yield a single value for each experimental unit, which I then averaged to generate treatment means.

I estimated growing season production using fenced exclosures that restricted deer foraging. Within each treatment, I randomly allocated 20, 1-m<sup>2</sup> exclosures prior to each growing season and clipped them during July 2002 and July 2003. Clippings were sorted by species and separated into leaf biomass (e.g., leaves; portions of the plant potentially consumable by deer) and non-consumable biomass (e.g., stems; portions of the plant not potentially consumable by deer), placed in paper bags, dried in a forced-air oven at 60°C for 72 hours, and weighed to determine dry matter weight. I calculated mean production (kg/ha) by species using leaf biomass (Appendix C.5).

During July 2003, I collected leaf samples from biomass clippings for quality analysis. I dried leaf samples in a forced-air oven at 60°C for 72 hours then ground them in a Wiley mill to a particle size that would pass through a 2-mm screen. Duplicate samples were analyzed for nitrogen content to determine % crude protein (CP) using the Kjeldahl procedure (Helrich 1990) and *in vitro* dry matter disappearance to determine digestibility (Cherney et al. 1997). A preliminary analysis using 2 common species (*Andropogon virginicus* and *Euthamia tenuifolia*) indicated no treatment differences ( $P >$

0.05) in forage quality, so I compiled composite samples by species at the stand level (Appendix C.8).

I used the explicit nutritional constraints model (Hobbs and Swift 1985) to index treatment effects on nutritional carrying capacity by estimating deer-days of foraging capacity during the growing season. I calculated the leaf biomass (kg/ha) of moderately- and highly-preferred deer forages (Warren and Hurst 1981) that could be mixed to produce a mean diet quality of 12% CP, based on the observed % CP for each species. I then divided this amount by a dry matter intake of 1.36 kg/day to calculate growing season deer carrying capacity.

I used a repeated measures, mixed model analysis of variance to test for main effects of year and treatment and year  $\times$  treatment interactions for species richness by forage type, understory cover (%) by forage type, TFV, and nutritional carrying capacity. I compared means among treatments ( $n = 5$ ) and between years ( $n = 2$ ) in SAS Proc MIXED (SAS Institute 2000). I treated stands (i.e., blocks,  $n = 4$ ) as the random effect, years as the repeated effect, and treatment  $\times$  stand as the subject. I chose a first order autoregressive covariance structure for the models because there was one time interval between sampling periods (Littell et al. 1996). I considered differences significant if  $P < 0.05$ . I compared means using Fisher's least significant difference with the LSMEANS PDIFF option (Littell et al. 1996).

I tested normality and equal variance assumptions prior to each analysis. Variables with non-equal variances were square-root transformed (Zar 1999). For ease of data interpretation, I presented actual means when analyses were conducted on square-root transformed data.

## Results

Species richness within forage types generally declined as treatment intensity increased during 2002 although differences were less distinct during 2003 (Table 3.1). Grasslike ( $F_{1,27} = 14.39$ ,  $P \leq 0.001$ ) and vine ( $F_{1,27} = 5.78$ ,  $P = 0.023$ ) species richness increased on all treatments during 2003 except for treatment 5. Additionally, grasslike ( $F_{4,27} = 2.99$ ,  $P = 0.037$ ) and vine ( $F_{4,27} = 7.87$ ,  $P \leq 0.001$ ) species richness was affected by treatment, being greatest in treatment 1 and least in treatment 5. Grass ( $F_{4,27} = 9.26$ ,  $P \leq 0.001$ ) and woody ( $F_{4,27} = 8.20$ ,  $P \leq 0.001$ ) species richness generally decreased with increasing treatment intensity during 2002 though differences were less distinct during 2003. There was a year  $\times$  treatment interaction in non-leguminous forbs ( $F_{4,27} = 4.13$ ,  $P = 0.010$ ) and total number of species ( $F_{4,27} = 4.74$ ,  $P = 0.005$ ) due to major increases in treatment 4 and minor increases in treatment 5 during 2003.

Understory cover (%) of all forage classes decreased with increasing treatment intensity during 2002 although differences were less distinct during 2003 as vegetation re-colonized (Table 3.2). Legume ( $F_{1,27} = 15.79$ ,  $P \leq 0.001$ ), non-leguminous forb ( $F_{1,27} = 25.60$ ,  $P \leq 0.001$ ), grass ( $F_{1,27} = 20.43$ ,  $P \leq 0.001$ ), grasslike ( $F_{1,27} = 10.38$ ,  $P = 0.003$ ), and woody ( $F_{1,27} = 147.59$ ,  $P \leq 0.001$ ) cover increased in all treatments during 2003. Cover increases in treatment 5 generally were less than in other treatments because it received a second year of herbaceous weed control. Non-leguminous forb ( $F_{4,27} = 3.10$ ,  $P = 0.032$ ), grass ( $F_{4,27} = 4.10$ ,  $P = 0.010$ ), and woody ( $F_{4,27} = 5.37$ ,  $P = 0.003$ ) cover decreased with increasing management intensity. There was a year  $\times$  treatment interaction in cover for vine ( $F_{4,27} = 2.77$ ,  $P = 0.048$ ) and vegetation total ( $F_{4,27} = 5.32$ ,  $P = 0.003$ ). Cover for vine and vegetation total during 2003 increased consistently in



Table 3.1. Species richness by forage type for 5 pine plantation management regimes varying from low (1) to high (5) intensity at years 1 and 2 post-treatment (June 2002 and June 2003) in the Mississippi Lower Coastal Plain<sup>a</sup>.

| Forage type       | Treatment |     |           |     |                |     |                |     |           |     | P-value |              |                 |        |
|-------------------|-----------|-----|-----------|-----|----------------|-----|----------------|-----|-----------|-----|---------|--------------|-----------------|--------|
|                   | 1         |     | 2         |     | 3 <sup>b</sup> |     | 4 <sup>c</sup> |     | 5         |     |         | Yr           | Tr <sup>d</sup> | Yr*trt |
|                   | $\bar{x}$ | SE  | $\bar{x}$ | SE  | $\bar{x}$      | SE  | $\bar{x}$      | SE  | $\bar{x}$ | SE  |         |              |                 |        |
| 2002              |           |     |           |     |                |     |                |     |           |     |         |              |                 |        |
| Fern              | 0.3       | 0.3 | 0         | 0   | 0.3            | 0.3 | 0              | 0   | 0         | 0   | 0       | 0.697        | 0.425           |        |
| Forb (legume)     | 2.8       | 1.4 | 2.8       | 1.0 | 2.5            | 1.0 | 2.3            | 1.6 | 1.6       | 1.2 | 1.2     | 0.205        | 0.939           |        |
| Forb (non-legume) | 16.3 A    | 4.1 | 16.8 A    | 7.0 | 15.3 A         | 1.5 | 6.5 B          | 1.6 | 6.0 B     | 1.1 | 1.1     | $\leq 0.001$ | 0.010           |        |
| Grass             | 5.3       | 0.5 | 5.3       | 0.5 | 4.0            | 0.4 | 2.8            | 0.3 | 2.8       | 0.8 | 0.8     | $\leq 0.001$ | 0.380           |        |
| Grasslike         | 2.0       | 0.9 | 2.3       | 0.6 | 1.8            | 0.5 | 1.0            | 0.7 | 1.0       | 0.7 | 0.7     | 0.037        | 0.089           |        |
| Vine              | 7.8       | 1.1 | 3.8       | 0.5 | 4.5            | 0.7 | 4.0            | 0.4 | 2.8       | 0.9 | 0.9     | $\leq 0.001$ | 0.684           |        |
| Woody             | 14.5      | 1.0 | 11.3      | 0.6 | 9.5            | 0.6 | 7.8            | 0.5 | 7.8       | 1.2 | 1.2     | $\leq 0.001$ | 0.290           |        |
| Total             | 48.8 A    | 4.7 | 42.2 AB   | 7.8 | 37.8 B         | 2.3 | 24.3 C         | 1.0 | 21.8 C    | 3.8 | 3.8     | $\leq 0.001$ | 0.005           |        |
| 2003              |           |     |           |     |                |     |                |     |           |     |         |              |                 |        |
| Fern              | 0.3       | 0.3 | 0.3       | 0.3 | 0.3            | 0.3 | 0              | 0   | 0         | 0   | 0       | 0.326        | 0.697           |        |
| Forb (legume)     | 3.3       | 1.7 | 3.5       | 1.4 | 4.0            | 1.7 | 3.0            | 1.5 | 1.8       | 1.2 | 1.2     | 0.072        | 0.205           |        |
| Forb (non-legume) | 18.8 A    | 2.6 | 18.5 A    | 3.8 | 21.0 A         | 2.1 | 21.5 A         | 3.0 | 6.8 B     | 1.9 | 1.9     | $\leq 0.001$ | $\leq 0.001$    |        |
| Grass             | 5.0       | 0.4 | 5.5       | 1.6 | 5.0            | 0.4 | 5.3            | 1.0 | 3.0       | 0.8 | 0.8     | 0.141        | $\leq 0.001$    |        |
| Grasslike         | 3.3       | 1.6 | 2.8       | 1.4 | 3.5            | 1.5 | 4.0            | 1.7 | 1.3       | 0.5 | 0.5     | $\leq 0.001$ | 0.037           |        |
| Vine              | 9.8       | 1.0 | 5.8       | 1.3 | 6.3            | 1.3 | 5.8            | 1.3 | 2.8       | 1.1 | 1.1     | 0.023        | $\leq 0.001$    |        |
| Woody             | 12.0      | 1.5 | 10.0      | 1.5 | 9.3            | 0.6 | 8.3            | 0.8 | 8.5       | 0.3 | 0.3     | 0.364        | $\leq 0.001$    |        |
| Total             | 52.3 A    | 4.4 | 46.3 A    | 6.0 | 49.3 A         | 2.2 | 48.0 A         | 1.9 | 24.0 B    | 3.7 | 3.7     | $\leq 0.001$ | $\leq 0.001$    |        |
| Years combined    |           |     |           |     |                |     |                |     |           |     |         |              |                 |        |
| Fern              | 0.3       | 0.2 | 0.1       | 0.1 | 0.3            | 0.2 | 0              | 0   | 0         | 0   | 0       |              |                 |        |
| Forb (legume)     | 3.0       | 1.0 | 3.1       | 0.8 | 3.3            | 1.0 | 2.6            | 1.0 | 1.6       | 0.8 | 0.8     |              |                 |        |
| Forb (non-legume) | 17.5      | 2.3 | 17.6      | 3.7 | 18.1           | 1.6 | 14.0           | 3.2 | 6.4       | 1.0 | 1.0     |              |                 |        |
| Grass             | 5.1 A     | 0.3 | 5.4 A     | 0.8 | 4.5 AB         | 0.3 | 4.0 B          | 0.7 | 2.9 C     | 0.5 | 0.5     |              |                 |        |
| Grasslike         | 2.6 A     | 0.9 | 2.5 A     | 0.7 | 2.6 A          | 0.8 | 2.5 A          | 1.0 | 1.1 B     | 0.4 | 0.4     |              |                 |        |
| Vine              | 8.8 A     | 0.8 | 4.8 B     | 0.7 | 5.4 B          | 0.7 | 4.9 B          | 0.7 | 2.8 C     | 0.7 | 0.7     |              |                 |        |
| Woody             | 13.3 A    | 1.0 | 10.6 B    | 0.8 | 9.4 BC         | 0.4 | 8.0 C          | 0.4 | 8.1 C     | 0.6 | 0.6     |              |                 |        |
| Total             | 50.5      | 3.0 | 44.1      | 4.6 | 43.5           | 2.6 | 36.0           | 4.5 | 22.9      | 2.5 | 2.5     |              |                 |        |

<sup>a</sup> Actual means presented; analyses conducted on square-root transformed data; means within rows followed by same letter do not differ ( $P > 0.05$ ).

<sup>b</sup> Within-treatment year effect ( $P < 0.05$ ): total.

<sup>c</sup> Within-treatment year effect ( $P \leq 0.001$ ): forb, total.

<sup>d</sup> When yr\*trt interaction was significant, trt P-values represent within-year treatment effects.

Table 3.2. Canopy coverage (%) by forage class for 5 pine plantation management regimes varying from low (1) to high (5) intensity at years 1 and 2 post-treatment (June 2002 and June 2003) in the Mississippi Lower Coastal Plain<sup>a</sup>.

| Forage type       | Treatment      |     |         |                |     |          |                |     |         |                |        |     |                |     |              | P-value      |                  |        |
|-------------------|----------------|-----|---------|----------------|-----|----------|----------------|-----|---------|----------------|--------|-----|----------------|-----|--------------|--------------|------------------|--------|
|                   | 1 <sup>b</sup> |     |         | 2 <sup>c</sup> |     |          | 3 <sup>d</sup> |     |         | 4 <sup>e</sup> |        |     | 5 <sup>f</sup> |     |              | Year         | Trt <sup>g</sup> | Yr*trt |
|                   | $\bar{x}$      | SE  |         | $\bar{x}$      | SE  |          | $\bar{x}$      | SE  |         | $\bar{x}$      | SE     |     | $\bar{x}$      | SE  |              |              |                  |        |
| 2002              |                |     |         |                |     |          |                |     |         |                |        |     |                |     |              |              |                  |        |
| Fern              | 0.1            | 0.0 | 0.2     | 0.2            | 0.2 | 0.2      | 0.1            | 0.1 | 0       | 0              | 0      | 0   | 0              | 0   | 0            | 0.163        | 0.986            |        |
| Forb (legume)     | 0.6            | 0.2 | 0.3     | 0.1            | 0.1 | 0.2      | 0.1            | 0.1 | 0.1     | 0.0            | 0.1    | 0.1 | 0.1            | 0.1 | 0.1          | 0.216        | 0.301            |        |
| Forb (non-legume) | 11.1           | 1.2 | 18.0    | 2.9            | 2.9 | 11.0     | 1.6            | 1.6 | 1.5     | 0.3            | 1.3    | 0.4 | 1.3            | 0.4 | 0.032        | 0.126        |                  |        |
| Grass             | 12.1           | 1.2 | 14.9    | 2.4            | 2.4 | 7.0      | 1.1            | 1.1 | 1.6     | 0.3            | 0.8    | 0.2 | 0.8            | 0.2 | 0.010        | 0.978        |                  |        |
| Grasslike         | 2.9            | 0.8 | 3.2     | 0.9            | 0.9 | 1.8      | 0.5            | 0.5 | 0.3     | 0.1            | 0.2    | 0.1 | 0.2            | 0.1 | 0.286        | 0.586        |                  |        |
| Vine              | 12.0           | 1.1 | 4.4     | 1.1            | 1.1 | 6.2      | 1.2            | 1.2 | 1.0     | 0.3            | 0.7    | 0.2 | 0.7            | 0.2 | 0.429        | 0.048        |                  |        |
| Woody             | 7.5            | 0.9 | 4.1     | 0.7            | 0.7 | 2.7      | 0.3            | 0.3 | 2.4     | 0.4            | 2.1    | 0.4 | 2.1            | 0.4 | 0.003        | 0.095        |                  |        |
| Vegetation total  | 46.2 A         | 2.7 | 45.0 A  | 5.6            | 5.6 | 28.9 A   | 2.6            | 2.6 | 6.9 B   | 0.9            | 5.3 B  | 0.7 | 5.3 B          | 0.7 | $\leq 0.001$ | 0.003        |                  |        |
| 2003              |                |     |         |                |     |          |                |     |         |                |        |     |                |     |              |              |                  |        |
| Fern              | 0              | 0   | 0.2     | 0.2            | 0.2 | 0.2      | 0.2            | 0.2 | 0       | 0              | 0      | 0   | 0              | 0   | 0            | 0.936        | 0.163            |        |
| Forb (legume)     | 1.5            | 0.4 | 0.8     | 0.3            | 0.3 | 1.4      | 0.3            | 0.3 | 2.2     | 0.5            | 0.6    | 0.2 | 0.6            | 0.2 | $\leq 0.001$ | 0.216        |                  |        |
| Forb (non-legume) | 20.4           | 2.4 | 26.6    | 3.4            | 3.4 | 25.0     | 3.1            | 3.1 | 25.3    | 2.3            | 6.3    | 1.8 | 6.3            | 1.8 | $\leq 0.001$ | 0.032        |                  |        |
| Grass             | 22.7           | 1.9 | 22.9    | 2.5            | 2.5 | 16.5     | 1.8            | 1.8 | 13.0    | 1.4            | 9.0    | 1.1 | 9.0            | 1.1 | $\leq 0.001$ | 0.010        |                  |        |
| Grasslike         | 6.0            | 1.3 | 10.0    | 2.3            | 2.3 | 5.6      | 1.2            | 1.2 | 8.3     | 1.8            | 1.4    | 0.6 | 1.4            | 0.6 | 0.003        | 0.286        |                  |        |
| Vine              | 48.6 A         | 3.6 | 20.7 B  | 2.7            | 2.7 | 38.9 AC  | 4.8            | 4.8 | 25.4 BC | 3.1            | 3.4 D  | 1.0 | 3.4 D          | 1.0 | $\leq 0.001$ | $\leq 0.001$ |                  |        |
| Woody             | 22.4           | 2.1 | 14.8    | 1.5            | 1.5 | 15.0     | 1.8            | 1.8 | 16.1    | 1.7            | 8.3    | 1.0 | 8.3            | 1.0 | $\leq 0.001$ | 0.003        |                  |        |
| Vegetation total  | 121.5 A        | 5.0 | 96.1 AB | 4.3            | 4.3 | 102.7 AB | 4.4            | 4.4 | 90.4 B  | 2.9            | 29.0 C | 2.8 | 29.0 C         | 2.8 | $\leq 0.001$ | $\leq 0.001$ |                  |        |
| Years combined    |                |     |         |                |     |          |                |     |         |                |        |     |                |     |              |              |                  |        |
| Fern              | 0.0            | 0.0 | 0.2     | 0.1            | 0.1 | 0.2      | 0.1            | 0.1 | 0       | 0              | 0      | 0   | 0              | 0   | 0            | 0            | 0                |        |
| Forb (legume)     | 1.0            | 0.2 | 0.5     | 0.1            | 0.1 | 0.8      | 0.2            | 0.2 | 1.2     | 0.3            | 0.3    | 0.1 | 0.3            | 0.1 | 0            | 0            | 0                |        |
| Forb (non-legume) | 15.8 A         | 1.4 | 22.3 A  | 2.3            | 2.3 | 18.0 A   | 1.9            | 1.9 | 13.4 AB | 1.8            | 3.8 B  | 1.0 | 3.8 B          | 1.0 | 0            | 0            | 0                |        |
| Grass             | 17.4 A         | 1.3 | 18.9 A  | 1.8            | 1.8 | 11.8 AB  | 1.2            | 1.2 | 7.3 B   | 1.0            | 4.9 B  | 0.7 | 4.9 B          | 0.7 | 0            | 0            | 0                |        |
| Grasslike         | 4.5            | 0.8 | 6.6     | 1.3            | 1.3 | 3.7      | 0.7            | 0.7 | 4.3     | 1.0            | 0.8    | 0.3 | 0.8            | 0.3 | 0            | 0            | 0                |        |
| Vine              | 30.3           | 2.8 | 12.5    | 1.7            | 1.7 | 22.5     | 3.1            | 3.1 | 13.2    | 2.1            | 2.0    | 0.5 | 2.0            | 0.5 | 0            | 0            | 0                |        |
| Woody             | 15.0 A         | 1.4 | 9.4 B   | 1.0            | 1.0 | 8.8 B    | 1.1            | 1.1 | 9.3 B   | 1.1            | 5.2 B  | 0.6 | 5.2 B          | 0.6 | 0            | 0            | 0                |        |
| Vegetation total  | 83.9           | 5.1 | 70.5    | 4.5            | 4.5 | 65.8     | 4.9            | 4.9 | 48.6    | 4.9            | 17.2   | 2.0 | 17.2           | 2.0 | 0            | 0            | 0                |        |

<sup>a</sup> Actual means presented; analyses conducted on square-root transformed data; means within rows followed by same letter do not differ ( $P > 0.05$ ).

<sup>b</sup> Within-treatment year effect ( $P \leq 0.001$ ): vine, vegetation total.

<sup>c</sup> Within-treatment year effect ( $P \leq 0.001$ ): vegetation total; ( $P < 0.05$ ): vine.

<sup>d</sup> Within-treatment year effect ( $P \leq 0.001$ ): vine, vegetation total.

<sup>e</sup> Within-treatment year effect ( $P \leq 0.001$ ): vegetation total; ( $P < 0.01$ ): vine.

<sup>f</sup> Within-treatment year effect ( $P < 0.01$ ): vegetation total.

<sup>g</sup> When yr\*trt interaction was significant, trt P-values represent within-year treatment effects.

treatments 1, 2, and 3; the interaction was caused by massive increases in treatment 4 coupled with minor increases in treatment 5.

Total forage value decreased clearly with increasing treatment intensity during 2002 (Table 3.3). During 2003, treatments separated into distinct categories of high (treatment 1), moderate (treatments 2, 3, and 4), and low (treatment 5) habitat quality based on TFV. There was a TFV year  $\times$  treatment interaction ( $F_{4,27} = 6.11$ ,  $P = 0.001$ ) due to major increases during 2003 in treatments 3 and 4, and only minor increases in treatment 5.

Carrying capacity estimates were affected by treatment ( $F_{4,27} = 3.06$ ,  $P = 0.033$ ) and ranged from 2 deer-days/ha in treatment 5 to 20 deer-days/ha in treatment 3 (Table 3.4). During both years, the moderately-intensive treatments 2 and 3 had the greatest nutritional carrying capacity.

## **Discussion**

Silvicultural goals of site preparation are to decrease vegetative competition with crop trees, manage logging debris, improve soil conditions, and facilitate seedling planting (Shiver and Martin 2002); thus, I expected to have differences in vegetative characteristics as treatment intensity increased, particularly during the first growing season. The focus of my investigation was how quickly vegetation in treatments “recovered” and how that translated into deer forage quality.

The negative association between treatment intensity and species richness and understory cover (%) of most major forage classes during 2002 indicated that the range of pine plantation management intensities provided a full range of vegetative responses. Prior studies have shown that varying intensities of mechanical site preparation with

Table 3.3. White-tailed deer total forage value (TFV)<sup>a</sup> for 5 pine plantation management regimes varying from low (1) to high (5) intensity at years 1 and 2 post-treatment (June 2002 and June 2003) in the Mississippi Lower Coastal Plain<sup>b</sup>.

| TFV  | Treatment      |      |                |      |                |      |                |      |                |      |        |                  | P-value |  |
|------|----------------|------|----------------|------|----------------|------|----------------|------|----------------|------|--------|------------------|---------|--|
|      | 1 <sup>c</sup> |      | 2 <sup>c</sup> |      | 3 <sup>c</sup> |      | 4 <sup>c</sup> |      | 5 <sup>c</sup> |      | Yr     | Trt <sup>d</sup> | Yr*trt  |  |
|      | $\bar{x}$      | SE   | $\bar{x}$      | SE   | $\bar{x}$      | SE   | $\bar{x}$      | SE   | $\bar{x}$      | SE   |        |                  |         |  |
| 2002 | 113.5 A        | 16.2 | 107.3 A        | 54.6 | 72.0 AB        | 16.9 | 15.2 B         | 1.8  | 11.1 B         | 1.9  |        | 0.003            | 0.001   |  |
| 2003 | 309.2 A        | 32.9 | 209.3 B        | 33.7 | 252.1 B        | 43.8 | 214.5 B        | 14.4 | 57.7 C         | 22.8 | ≤0.001 | ≤0.001           |         |  |

<sup>a</sup> TFV = a species' understory cover (%) multiplied by its white-tailed deer annual preference rating (Warren and Hurst 1981).

<sup>b</sup> Actual means presented; analyses conducted on square-root transformed data; means within rows followed by same letter do not differ ( $P > 0.05$ ).

<sup>c</sup> Within-treatment year effect ( $P \leq 0.001$ ).

<sup>d</sup> When yr\*trt interaction was significant, trt P-values represent within-year treatment effects.

Table 3.4. White-tailed deer growing season carrying-capacity estimates (deer-days/ha) of preferred deer forages<sup>a</sup> combined for a mean diet quality of 12% crude protein, assuming 1.36 kg/day dry weight consumption, for 5 pine plantation management regimes varying from low (1) to high (5) intensity at years 1 and 2 post-treatment (July 2002 and July 2003) in the Mississippi Lower Coastal Plain.

|          | Treatment |    |           |    |           |    |           |    |           |    | P-value |       |        |
|----------|-----------|----|-----------|----|-----------|----|-----------|----|-----------|----|---------|-------|--------|
|          | 1         |    | 2         |    | 3         |    | 4         |    | 5         |    | Yr      | Trt   | Yr*trt |
|          | $\bar{x}$ | SE | $\bar{x}$ | SE | $\bar{x}$ | SE | $\bar{x}$ | SE | $\bar{x}$ | SE | Yr      | Trt   | Yr*trt |
| 2002     | 3         | 2  | 11        | 6  | 4         | 2  | 3         | 3  | 0         | 0  |         |       |        |
| 2003     | 2         | 1  | 24        | 17 | 35        | 17 | 10        | 7  | 3         | 3  |         |       |        |
| Combined | 3 A       | 1  | 17 B      | 9  | 20 B      | 10 | 7 AB      | 4  | 2 A       | 2  | 0.079   | 0.033 | 0.453  |

<sup>a</sup> Annual preference rating of 3, moderate use; 4, high use (Warren and Hurst 1981).

(Copeland 1989) or without (Stransky et al. 1986) herbaceous weed control produced distinct vegetation communities one year post-treatment. Additionally, stands that received mechanical site preparation followed by broadcast herbaceous control had less species richness and produced less deer forage than areas that received banded herbaceous control (Blake et al. 1987).

Increased species richness and canopy cover of all major forage types during 2003 was due to vegetative re-colonization. These results agreed with previous studies reporting relatively short-term effects (i.e., 2–3 growing seasons) on vegetative communities from mechanical or chemical site preparation in combination with herbaceous weed control (Blake et al. 1987, Keyser et al. 2003). Increases in non-leguminous forbs and legumes in treatments 3 and 4 were noteworthy because these highly-digestible forages were high in protein (Vangilder et al. 1982) and preferred by deer (Warren and Hurst 1981, Miller and Miller 1999).

Of particular interest were the vegetative responses in treatment 4. After receiving combination site preparation and one year of complete herbaceous control, species richness had recovered to the point that there were no differences between treatment 4 and the less intensive treatments 1, 2, and 3. Vegetative cover (%) also had recovered equivalently to treatments 2 and 3. These results indicated that an intensive pine plantation management regime such as treatment 4 could still provide comparable species richness and vegetative cover to lesser intensity management regimes within 2 growing seasons post-treatment.

I assumed that the TFV and nutritional constraints model (Hobbs and Swift 1985) accurately indexed mean forage values and carrying capacity in treatment areas. While

the choice of values for deer preference ratings, CP diet level, and dry matter intake rate may be debatable, the relative comparisons of carrying capacity (Edwards et al. 2004) and TFV levels among management regimes should be valid.

Studies have documented that low to moderately intensive mechanical site preparation maximized deer forage production early in stand development (Locascio et al. 1990, 1991). Total forage value results supported these findings in that TFV generally decreased as treatment intensity increased. Based on the literature and my results, one might assume that there was a negative relationship between deer habitat quality and management intensity; however, few researchers have investigated overall forage quality associated with these management regimes.

Total forage value and nutritional carrying capacity estimates in combination provided a more complete picture of deer habitat conditions rather than if each analysis was viewed independently. The least intensity treatment provided the greatest TFV during both growing seasons because treatment 1 had the greatest species richness and vegetative cover. However, carrying capacity estimates revealed that treatment 1 provided equivalent foraging potential to treatment 5, which received 2 years of complete herbaceous control. Having an abundance of vegetation does not necessarily ensure that adequate forage quality is available.

Increased biomass of greater-quality forages may influence overall habitat quality (Miller et al. 1995). The greater species richness and total biomass of forbs and legumes on treatment 3 during 2003 allowed it to provide the most deer-days of foraging potential. Other studies have similarly documented increased forb production following mechanical site preparation alone (Stransky et al. 1986, Johnson 1987) or combined with herbaceous

control (Blake et al. 1987), and following cessation of herbaceous control (Zutter and Miller 1998, Miller et al. 2003).

In my study, overall biomass was not an adequate predictor of nutritional carrying capacity; treatments expressed different carrying capacities in spite of equivalent overall biomass. Deer selected forest clearings with intermediate biomass that was of higher quality (Stewart et al. 2000) and areas with more biomass of higher-quality forages (Bechwith 1964). Treatment 3 expressed the highest protein-based carrying capacity due to increased biomass of high-quality forbs; therefore it was possible that stands receiving management regimes similar to treatment 3 might have realized more deer use during the second growing season.

Assumptions of the nutritional carrying capacity model were similar to Edwards et al. (2004) and include a reasonable diet level for comparison purposes. I based estimates on a mean diet quality level of 12% CP because CP requirements for adult body maintenance range from 4–12% (Holter et al. 1979, Asleson et al. 1996). Crude protein requirements of 16% CP have been reported as optimal for antler growth (French et al. 1956, Magruder et al. 1957) although 10% was reported as adequate (Asleson et al. 1996). A dry matter intake of 1.36 kg/day was assumed, as has been reported for white-tailed deer (French et al. 1956, Fowler et al. 1967).

Interestingly, many forages sampled were of lesser quality than the same species grown in Mississippi's Blackland Prairie physiographic region (Edwards et al. 2004). Forage quality is related to soil quality (Laycock and Price 1970) and the Mississippi Lower Coastal Plain is typified by poor habitat quality, resulting in smaller deer body and antler sizes (Strickland and Demarais 2000). Of the 64 plant species I sampled for



quality analyses, only 7 had  $\geq 12\%$  CP. Therefore, carrying-capacity estimates associated with these treatments could be greater in different soil resource regions.

Carrying capacity was estimated during the spring–summer growing season and included warm-season annuals and perennials. Growth of cool-season annuals during autumn and winter were not included in these estimates; thus fall–winter carrying capacity would be additive to our estimates. Additionally, deer diet selection changes seasonally with forage availability and quality (Demarais et al. 2000). Browse is a major component of deer diets throughout the year (Thill 1984, Thill et al. 1990), particularly during winter (Blair et al. 1977, 1983) when forbs and legumes become less abundant. Browse forage quality, however, is typically less than forbs (Vangilder et al. 1982). We did not include woody stems in our carrying-capacity estimates, although they may have been used by deer during the winter.

### **Management Implications**

Forest management strategies at stand initiation designed to reduce vegetative competition with pine trees may not always result in a “barren wasteland” that precludes integrated forest and wildlife management. As management intensity increases, the period between planting and canopy closure has been shown to decrease due to accelerated pine growth (Miller et al. 1995), potentially reducing amount of time that wildlife habitat is provided. Although the period between planting and canopy closure may be briefer when managed intensively, it may provide greater quality habitat than a longer period under a low-intensity management regime characterized by greater plant biomass of lesser-quality forages. My results indicated that, at least during the second growing season, a moderately-intensive management regime such as treatment 3

provided the most deer foraging potential. Additional research should be conducted for year 3 post-treatment through pine canopy closure to provide a more complete management evaluation.

### **Literature Cited**

- Asleson, M. A., E. C. Hellgren, and L. W. Varner. 1996. Nitrogen requirements for antler growth and maintenance in white-tailed deer. *Journal of Wildlife Management* 60:744–752.
- Beckwith, S. L. 1964. Effect of site preparation on wildlife and vegetation in the Sandhills of central Florida. Pages 39–48 *in* Proceedings of the 18<sup>th</sup> Annual Conference of the Southeastern Association of Game and Fish Commissioners.
- Blair, R. M., H. L. Short, and E. A. Epps, Jr. 1977. Seasonal nutrient yield and digestibility of deer forage from a young pine plantation. *Journal of Wildlife Management* 41:667–676.
- Blair, R. M., R. Alcaniz, and A. Harrell. 1983. Shade intensity influences the nutrient quality and digestibility of Southern deer browse leaves. *Journal of Range Management* 36:257–264.
- Blake, P. M., G. A. Hurst, and T. A. Terry. 1987. Responses of vegetation and deer forage following application of hexazinone. *Southern Journal of Applied Forestry* 11:176–180.
- Borders, B. E., and R. L. Bailey. 1997. Loblolly pine - pushing the limits of growth. Consortium on Accelerated Pine Production Studies, University of Georgia, Technical Report 1997–1.
- Canfield, R. H. 1941. Application of the line interception method in sampling range vegetation. *Journal of Forestry* 39:388–394.
- Cherney, D. J., M. J. Traxler, and J. B. Robertson. 1997. Use of ankom fiber determination systems to determine digestibility. Near-infrared reflectance spectroscopy forage and feed testing consortium annual conference. Madison, Wisconsin, USA.
- Copeland, J. D. 1989. White-tailed deer forage, plant species composition, and pine seedling growth on 1- and 2-year-old loblolly pine plantations site-prepared by mechanical and chemical methods. Thesis, Mississippi State University, Mississippi State, Mississippi, USA.

- Demarais, S., K. V. Miller, and H. A. Jacobson. 2000. White-tailed deer. Pages 601–628 in S. Demarais and P. R. Krausman, editors. *Ecology and Management of Large Mammals in North America*. Prentice Hall, Upper Saddle River, New Jersey, USA.
- Edwards, S. L., S. Demarais, B. Watkins, and B. K. Strickland. 2004. White-tailed deer forage production in managed and unmanaged pine stands and summer food plots in Mississippi. *Wildlife Society Bulletin* 32(3): in press.
- Felix, A. C. III, T. L. Sharik, and B. S. McGinnes. 1986. Effects of pine conversion on food plants of Northern bobwhite quail, Eastern wild turkey, and white-tailed deer in the Virginia Piedmont. *Southern Journal of Applied Forestry* 10:47–52.
- Fowler, J. F., J. D. Newson, and H. L. Short. 1967. Seasonal variation in food consumption and weight gain in male and female white-tailed deer. *Proceedings of the Southeastern Association of Game and Fish Commissioners* 21:24–32.
- French, C. E., L. C. McEwen, N. D. Magruder, R. H. Ingram, and R. W. Swift. 1956. Nutrient requirements for growth and antler development in the white-tailed deer. *Journal of Wildlife Management* 20:221–232.
- Glover, G. R., and B. R. Zutter. 1993. Loblolly pine and mixed hardwood stand dynamics for 27 years following chemical, mechanical, and manual site preparation. *Canadian Journal of Forest Research* 23:2126–2132.
- Harrington, T. B., and M. B. Edwards. 1996. Structure of mixed pine and hardwood stands 12 years after various methods and intensities of site preparation in the Georgia Piedmont. *Canadian Journal of Forest Research* 26:1490–1500.
- Haynes, R. W. 2002. Forest management in the 21<sup>st</sup> century: Changing numbers, changing context. *Journal of Forestry* 100(2):38–43.
- Helrich, K., editor. 1990. *Official Methods of Analysis*. Fifteenth edition. Association of official analytical chemists, Arlington, Virginia, USA.
- Hobbs, N. T., and D. M. Swift. 1985. Estimates of habitat carrying capacity incorporating explicit nutritional constraints. *Journal of Wildlife Management* 49:814–822.
- Hobbs, N. T., and D. M. Swift. 1988. Grazing herds: when are nutritional benefits realized? *The American Naturalist* 131:760–764.
- Holter, J. B., H. H. Hayes, and S. H. Smith. 1979. Protein requirement of yearling white-tailed deer. *Journal of Wildlife Management* 43: 872–879.

- Howell, D. L., K. V. Miller, P. B. Bush, and J. W. Taylor. 1996. Herbicides and wildlife habitat (1954–1996). United States Forest Service Southern Regional Technical Publication R8–TP13 (revised).
- Hurst, G. A., and R. C. Warren. 1980. Intensive pine plantation management and white-tailed deer habitat. Pages 90–101 *in* R. H. Chabrech and R. H. Mills, editors. Integrating timber and wildlife management in southern forests. Louisiana State University Forestry Symposium 29.
- Johnson, K. G. 1987. Effects of pine regeneration on vegetation, deer hunting, and harvest. Pages 271–278 *in* Proceedings of the 41<sup>st</sup> Annual Conference of the Southeastern Association of Fish and Wildlife Agencies.
- Jones, P. D., J. R. Sweeney, and T. Ivey. 1993. Effects of six disking regimens on quail foods in fallowed fields. Proceedings of the Annual Conference of the Southeastern Association of Fish and Wildlife Agencies 47:239–250.
- Keyser, P. D., V. L. Ford, and D. C. Guynn, Jr. 2003. Effects of herbaceous competition control on wildlife habitat quality in Piedmont pine plantations. Southern Journal of Applied Forestry 27:55–60.
- Laycock, W. A., and D. A. Price. 1970. Environmental influences on nutritional value of forage plants. Pages 37–47 *in* Range and wildlife habitat evaluation: a research symposium. United States Forest Service, Miscellaneous Publication 1147.
- Littell, R. C., G. A. Milliken, W. W. Stroup, and R. D. Wolfinger. 1996. SAS system for mixed models. SAS Institute, Cary, North Carolina, USA.
- Locascio, C. G., B. G. Lockaby, J. P. Caulfield, M. B. Edwards, and M. K. Causey. 1990. Influence of mechanical site preparation on deer forage in the Georgia Piedmont. Southern Journal of Applied Forestry 14:77–80.
- Locasio, C. G., B. G. Lockaby, J. P. Caulfield, M. B. Edwards, and M. K. Causey. 1991. Mechanical site preparation effects on understory plant diversity in the Piedmont of the southern USA. New Forests 4:261–269.
- Magruder, N. D., C. E. French, L. C. McEwen, and R. W. Swift. 1957. Nutritional requirements of white-tailed deer for growth and antler development II: experimental results of the third year. Pennsylvania State University, Pennsylvania Agricultural Experiment Station, Bulletin 628.
- Miller, J. H., and K. V. Miller. 1999. Forest plants of the Southeast and their wildlife uses. Southern Weed Science Society, Craftmaster Printers, Auburn, Alabama, USA.

- Miller, J. H., R. S. Boyd, and M. B. Edwards. 1999. Floristic diversity, stand structure, and composition 11 years after herbicide site preparation. *Canadian Journal of Forest Research* 29:1073–1083.
- Miller, J. H., B. R. Zutter, R. A. Newbold, M. B. Edwards, and S. M. Zedaker. 2003. Stand dynamics and plant associates of loblolly pine plantations to midrotation after early intensive vegetation management - a southeastern United States regional study. *Southern Journal of Applied Forestry* 27:221–236.
- Miller, J. H., B. R. Zutter, S. M. Zedaker, M. B. Edwards, and R. A. Newbold. 1995. Early plant succession in loblolly pine plantations as affected by vegetation management. *Southern Journal of Applied Forestry* 19:109–126.
- Petry, D. E. 1977. Soil resource areas of Mississippi. Mississippi Agricultural and Forestry Experiment Station Information Sheet 1278.
- SAS Institute. 2000. SAS/STAT User's Guide, Version 8. SAS Institute, Cary, North Carolina, USA.
- Scanlon, J. J., and T. L. Sharik. 1986. Forage energy for white-tailed deer in loblolly pine plantations. *Journal of Wildlife Management* 50:301–306.
- Schabenberger, L. E., and S. M. Zedaker. 1999. Relationships between loblolly pine yields and woody plant diversity in the Virginia Piedmont. *Canadian Journal of Forest Research* 29:1065–1072.
- Sedjo, R. A., and D. Botkin. 1997. Using forest plantations to spare natural forests. *Environment* 39(10):14–30.
- Shiver, B. D., and S. W. Martin. 2002. Twelve-year results of a loblolly pine site preparation study in the Piedmont and Upper Coastal Plain of South Carolina, Georgia, and Alabama. *Southern Journal of Applied Forestry* 26:32–36.
- Stewart, K. M., T. E. Fulbright, and D. L. Drawe. 2000. White-tailed deer use of clearings relative to forage availability. *Journal of Wildlife Management* 64: 733–741.
- Stransky, J. J., J. C. Huntley, W. J. Risner. 1986. Net community production dynamics in the herb-shrub stratum of a loblolly pine-hardwood forest: effects of clearcutting and site preparation. United States Forest Service, Southern Forest Experiment Station, General Technical Report SO-61.
- Strickland, B. K., and S. Demarais. 2000. Age and regional differences in antlers and mass of white-tailed deer. *Journal of Wildlife Management* 64:903–911.

- Thill, R. E. 1984. Deer and cattle diets on Louisiana pine-hardwood sites. *Journal of Wildlife Management* 48:788-798.
- Thill, R. E., H. F. Morris, Jr., and A. T. Harrel. 1990. Nutritional quality of deer diets from southern pine-hardwood forests. *American Midland Naturalist* 124:413-417.
- USDA. 1988. The South's fourth forest: alternatives for the future. United States Forest Service, Resource Publication 24.
- Vangilder, L. D., O. Torgerson, and W. R. Porath. 1982. Factors influencing diet selection by white-tailed deer. *Journal of Wildlife Management* 46:711-718.
- Warren, R. C., and G. A. Hurst. 1981. Ratings as plants in pine plantations as white-tailed deer food. Mississippi Agricultural Forest Experiment Station, Information Bulletin 18.
- Wigley, T. B. 2000. Tomorrow's managed forests: what is the reality? *Proceedings of the Annual Southeast Deer Study Group* 23:9.
- Wilmschurst, J. F., J. M. Fryxell, and R. J. Hudson. 1995. Forage quality and patch choice by wapiti (*Cervus elaphus*). *Behavioral Ecology* 6:209-217.
- Zar, J. H. 1999. *Biostatistical analysis*. Fourth edition. Prentiss Hall, Upper Saddle River, New Jersey, USA.
- Zutter, B. R., and J. H. Miller. 1998. Eleventh-year response of loblolly pine and competing vegetation to woody and herbaceous plant control on a Georgia Flatwoods site. *Southern Journal of Applied Forestry* 22:88-95.
- Zutter, B. R., and S. M. Zedaker. 1988. Short-term effects of hexazinone applications on woody species diversity in young loblolly pine (*Pinus taeda*) plantations. *Forest Ecology and Management* 24:183-189.

## CHAPTER IV

### EFFECTS OF INTENSIVE PINE PLANTATION MANAGEMENT ON SMALL MAMMAL COMMUNITIES IN SOUTHERN MISSISSIPPI

#### **Abstract**

Management intensity of southern US pine plantations has increased over past decades and concerns have arisen regarding small mammal community response to stand initiation management regimes. I established a gradient of 5 pine plantation management intensities on timber industry stands ( $n = 4$ ) in the Mississippi Lower Coastal Plain using varying levels of mechanical and chemical site preparation and herbaceous weed control. Treatments represented a range of operational intensities, varying from “low” for treatment 1 to “high” for treatment 5, and were expected to develop distinct communities representing a gradient in vegetation management intensity and small mammal community response. Species richness increased between years and was greater on treatments using a single method of site preparation than in treatments involving combinations of mechanical and chemical site preparation. Mean number of small mammals captured increased between years and generally was not affected by treatment. Overall, there were minimal treatment effects on small mammal communities during the 2 years following stand establishment.

## Introduction

As management intensity of pine (*Pinus* spp.) forests in the southeastern US increased in area (USDA 1988) and harvest yield (Haynes 2002), concerns have arisen that increasing management intensity may impact negatively plant and animal communities. Due to the importance of vegetative structure and composition on the distribution and abundance of wildlife (Howell et al. 1996), total or near-total control of herbaceous and woody vegetation during site preparation, followed by herbaceous control treatments and more rapid canopy closure may affect negatively biodiversity and habitat quality for early-seral species, such as small mammals.

Forest management strategies at stand initiation involving mechanical or single herbicide applications typically have minor and temporary impacts on plant communities (Zutter and Zedaker 1988, Miller et al. 1999); however, increasing intensity of site preparation can reduce abundance and diversity of woody and herbaceous plant species depending on herbicide type (Miller et al. 1999), rate (Zutter and Zedaker 1988), proportion of the area receiving treatment (Schabenberger and Zedaker 1999), and the additive effects of mechanical site preparation (Harrington and Edwards 1996). Small mammal community characteristics often are related directly to the structure and composition of plant communities (Langley and Shure 1980) and changes in plant communities typically are followed by changes in small mammal communities (Perkins 1973, Atkeson and Johnson 1979) with species-specific responses based on habitat preferences (Lautenschlager 1993, Morrison and Meslow 1983).

Studies have documented small mammal microhabitat preferences within pine stands (Mengak and Guynn 2003), differing community responses at various stand



development stages (Atkeson and Johnson 1979) and in naturally- vs. artificially-regenerated pine stands (Mengak et al. 1989), and effects of mechanical and chemical site preparation (Brooks et al. 1994, O'Connell and Miller 1994, Santillo et al. 1989). However, little research has been conducted on small mammal community responses to various levels of pine plantation management intensity incorporating intensive site preparation and herbaceous weed control applications.

The goal of this research was to quantify effects of 5 operational pine plantation management intensities on small mammal community characteristics. I evaluated species richness and abundance during years 1 and 2 post-treatment. I hypothesized that small mammal community characteristics would be altered by treatment intensity and predicted that these variables would decrease as treatment intensity increased.

### **Study areas and methods**

The effects of 5 levels of pine plantation management intensity were monitored on 4 industrial timber stands in George, Lamar, and Perry counties in southern Mississippi. Vegetation on all stands was typical of the Lower Coastal Plain, a region typified by low fertility, acidic soils referred to as the "piney woods" (Pettry 1977) due to the prevalence of longleaf (*P. palustris*), shortleaf (*P. echinata*), and loblolly pine. All stands were loblolly or slash (*P. elliottii*) pine plantations, harvested during summer 2000 – winter 2001, averaged 66 ha, and were influenced uniformly by soils, topography, and drainages.

Management regimes (i.e., treatments) were selected to represent a range of operational intensities in timber industry stand initiation techniques. The regimes were expected to stimulate the development of distinct communities that represented a gradient

in vegetation management intensity and potential of small mammal habitat. Treatments were arranged in a randomized complete block design where each of 5 treatments was assigned randomly to a  $\geq 8$ -ha area within each of 4 stands. Management intensity, and thus expected vegetative impact, increased from “low” for treatment 1 to “high” for treatment 5.

Treatment 1 consisted of mechanical site preparation using a combination plow to subsoil, disk, and bed, pulled behind a tractor with a V-blade attached to the front to clear debris. A banded herbaceous control in year 1 was applied using 0.9 kg/ha of Oustar®.

Treatment 2 consisted of chemical site preparation using a mixture of 2.4 L/ha Chopper® Emulsifiable Concentrate, 5.3 L/ha Accord®, 5.3 L/ha Garlon 4, and 1% volume to volume ratio of Timberland 90 surfactant in a total spray solution of 93.6 L/ha. A banded herbaceous control in year 1 was applied using 0.9 kg/ha of Oustar®. No mechanical preparation (i.e., bedding) occurred in Treatment 2.

Treatment 3 consisted of mechanical (same as treatment 1) and chemical site preparation (same as treatment 2). A banded herbaceous control in year 1 was applied using 0.9 kg/ha of Oustar®.

Treatment 4 consisted of mechanical (same as treatment 1) and chemical site preparation (same as treatment 2). A broadcast herbaceous control in year 1 was applied using 0.9 kg/ha of Oustar®.

Treatment 5 consisted of mechanical (same as treatment 1) and chemical site preparation (same as treatment 2). A broadcast herbaceous control in years 1 and 2 was applied using 0.9 kg/ha of Oustar®.

All chemical site preparation was applied during July–August 2001, and all mechanical site preparation was completed during September–December 2001. Year 1 herbaceous control applications were completed during March–April 2002 and year 2 herbaceous applications were completed during March–May 2003. Stands were planted during December 2001–January 2002. Pine tree seedlings were planted with 3.0 m between rows and 2.1 m between trees within a row, totaling 1,551 trees/ha. Each timber industry cooperator planted their own genetically-improved seedlings. Banded herbaceous control treatments were applied mechanically with a band width of 1.5 m, and broadcasted herbicide applications were applied aerially via helicopter. Stands were not burned. A broadcast fertilizer application of DAP at 280 kg/ha was applied to all treatments during April 2002.

All stands were intended to be machine planted to facilitate banding applications. However, 2 stands were hand planted due to greater debris loads remaining after harvest. Banded herbaceous control was applied by using a backpack sprayer on these 2 sites.

Small mammals were sampled by removal trapping during February 2002 and February 2003. I established a 10 × 10 trapping grid (i.e., 100 trap stations) centered within each treatment located >50 m from treatment boundaries. I located trap stations 10 m apart and placed one Victor® rat trap and one Victor® mouse trap at each station, baited with peanut butter. I sampled the 5 treatments within each stand (i.e., 5 trapping grids) simultaneously for 5 consecutive nights.

I labeled trapped mammals by stand and treatment, froze them at my field research station, and transported them to Mississippi State University (MSU) where they were thawed and identified by species. Trapping and handling procedures were approved

by the MSU Institutional Animal Care and Use Committee as Project 00-059. I determined mean species richness and used the minimum number known alive to index abundance.

I used a repeated measures, mixed model analysis of variance to test for the main effects of year and treatment and year  $\times$  treatment interactions for species richness and abundance of small mammals. I compared means among treatments ( $n = 5$ ) and between years ( $n = 2$ ) in SAS Proc MIXED (SAS Institute 2000). I treated stands (i.e., blocks,  $n = 4$ ) as the random effect, years as the repeated effect, the subject was treatment  $\times$  stand, and I chose a first order autoregressive covariance structure for the models because there was one time interval between sampling periods (Littell et al. 1996). I considered differences significant if  $P < 0.05$ . I compared means using Fisher's least significant difference with the LSMEANS PDIFF option (Littell et al. 1996).

## Results

I caught 1,269 small mammals during 40,000 trap nights. Captures increased from 317 during 2002 to 952 during 2003. I captured 5 species each year: southern short-tailed shrew (*Blarina carolinensis*), wood rat (*Neotoma floridana*), white-footed mouse (*Peromyscus leucopus*), Fulvous harvest mouse (*Reithrodontomys fulvescens*), and hispid cotton rat (*Sigmodon hispidus*).

Pine plantation management intensity impacted small mammal species richness (Table 4.1). There was a year effect ( $F_{1,27} = 77.49$ ,  $P \leq 0.001$ ) as number of species nearly doubled on all treatments during 2003. Species richness was affected by treatment ( $F_{4,27} = 5.15$ ,  $P = 0.003$ ) and declined generally with increasing treatment intensity during

Table 4.1. Small mammal species richness for 5 pine plantation management regimes varying from low (1) to high (5) intensity at years 1 and 2 post-treatment (February 2002 and February 2003) in the Mississippi Lower Coastal Plain<sup>a</sup>.

| Species richness | Treatment |     |           |     |           |     |           |     |           |     | P-value |        |        |       |
|------------------|-----------|-----|-----------|-----|-----------|-----|-----------|-----|-----------|-----|---------|--------|--------|-------|
|                  | 1         |     | 2         |     | 3         |     | 4         |     | 5         |     | Yr      | Trt    | Yr*trt |       |
|                  | $\bar{x}$ | SE  | $\bar{x}$ | SE  | $\bar{x}$ | SE  | $\bar{x}$ | SE  | $\bar{x}$ | SE  |         |        |        |       |
| 2002             | 2.5       | 0.5 | 2.3       | 0.5 | 1.5       | 0.3 | 1.3       | 0.3 | 1.3       | 0.3 |         |        |        |       |
| 2003             | 4.0       | 0.4 | 4.5       | 0.3 | 3.3       | 0.3 | 3.0       | 0.4 | 3.3       | 0.3 |         |        |        |       |
| Years combined   | 3.3       | A   | 3.4       | A   | 2.4       | B   | 2.1       | B   | 2.3       | B   | 0.4     | ≤0.001 | 0.003  | 0.829 |

<sup>a</sup> Means within rows followed by same letter do not differ ( $P > 0.05$ ).

2002. Species richness was greater on the low intensity treatments (i.e., treatments 1 and 2) and ranged from a high of 3.4 in treatment 2 to a low of 2.1 in treatment 4.

Treatment effects on small mammal abundance were minimal (Table 4.2). There was a year effect on *Blarina carolinensis* ( $F_{1,27} = 8.24$ ,  $P = 0.008$ ), *Peromyscus leucopus* ( $F_{1,27} = 9.14$ ,  $P = 0.005$ ), *Reithrodontomys fulvescens* ( $F_{1,27} = 19.96$ ,  $P \leq 0.001$ ), and total captured ( $F_{1,27} = 46.96$ ,  $P \leq 0.001$ ) as abundance increased in all treatments during 2003. There was a year  $\times$  treatment interaction in *Sigmodon hispidus* ( $F_{4,27} = 3.32$ ,  $P = 0.025$ ) due to large increases during 2003 in treatments 1, 2, and 3 and minor increases in treatments 4 and 5.

## Discussion

Mengak and Guynn (2003) proposed that intensive silvicultural management of pine plantations, including herbaceous control, would impact negatively small mammals. I did not sample small mammals prior to treatment application but can infer from prior research an initial population reduction (Santillo et al. 1989, Brooks et al. 1994). Small mammal populations are generally robust to habitat manipulations (Bowman et al. 2001) and have been documented to recover to pre-treatment levels within 2 years following mechanical or chemical site preparation (Brooks et al. 1994, O'Connell and Miller 1994).

Differences among treatments in small mammal community characteristics were minimal during years 1 and 2 post-treatment. Vegetative communities were altered by treatment intensity thus differences in the associated small mammal communities were expected. However, prior research involving less intensive management regimes supported my results. Species diversity was similar between mechanically- and chemically-prepared areas 2 years following treatment (O'Connell and Miller 1994).

Table 4.2. Mean number of small mammals captured for 5 pine plantation management regimes varying from low (1) to high (5) intensity at years 1 and 2 post-treatment (February 2002 and February 2003) in the Mississippi Lower Coastal Plain<sup>a</sup>.

| Species                           | Treatment      |      |                |      |           |      |           |      |           |     | P-value      |              |        |
|-----------------------------------|----------------|------|----------------|------|-----------|------|-----------|------|-----------|-----|--------------|--------------|--------|
|                                   | 1 <sup>b</sup> |      | 2 <sup>c</sup> |      | 3         |      | 4         |      | 5         |     | Yr           | Trt          | Yr*trt |
|                                   | $\bar{x}$      | SE   | $\bar{x}$      | SE   | $\bar{x}$ | SE   | $\bar{x}$ | SE   | $\bar{x}$ | SE  |              |              |        |
| 2002                              |                |      |                |      |           |      |           |      |           |     |              |              |        |
| <i>Blarina carolinensis</i>       | 0.3            | 0.3  | 0.3            | 0.3  | 0         | 0    | 0         | 0    | 0         | 0   | 0            | 0.223        | 0.398  |
| <i>Neotoma floridana</i>          | 0.5            | 0.3  | 0.5            | 0.5  | 0.3       | 0.3  | 0         | 0    | 0         | 0   | 0            | 0.425        | 0.862  |
| <i>Peromyscus leucopus</i>        | 13.8           | 1.5  | 13.3           | 3.6  | 16.3      | 4.6  | 13.3      | 3.3  | 17.8      | 4.5 |              | 0.334        | 0.813  |
| <i>Reithrodontomys fulvescens</i> | 0.5            | 0.3  | 0.5            | 0.5  | 0         | 0    | 0         | 0    | 0         | 0   |              | 0.461        | 0.735  |
| <i>Sigmodon hispidus</i>          | 0.8            | 0.8  | 0.8            | 0.5  | 0.3       | 0.3  | 0.3       | 0.3  | 0.3       | 0.3 |              | 1.000        | 0.025  |
| Total                             | 15.8           | 1.8  | 15.3           | 2.9  | 16.8      | 4.6  | 13.5      | 3.2  | 18.0      | 4.5 |              | 0.214        | 0.097  |
| 2003                              |                |      |                |      |           |      |           |      |           |     |              |              |        |
| <i>Blarina carolinensis</i>       | 2.3            | 1.3  | 1.3            | 0.3  | 0.3       | 0.3  | 1.0       | 1.0  | 0.3       | 0.3 | 0.008        | 0.223        |        |
| <i>Neotoma floridana</i>          | 0.8            | 0.5  | 0.8            | 0.5  | 0.3       | 0.3  | 0.5       | 0.5  | 0.8       | 0.8 | 0.132        | 0.425        |        |
| <i>Peromyscus leucopus</i>        | 19.3           | 6.2  | 19.0           | 8.1  | 30.3      | 6.9  | 19.0      | 4.3  | 25.8      | 4.3 | 0.005        | 0.334        |        |
| <i>Reithrodontomys fulvescens</i> | 5.0            | 2.0  | 4.8            | 0.9  | 4.0       | 2.1  | 5.0       | 2.9  | 1.5       | 0.9 | $\leq 0.001$ | 0.461        |        |
| <i>Sigmodon hispidus</i>          | 43.3 A         | 14.0 | 25.0 B         | 10.9 | 15.0 BC   | 5.2  | 7.3 C     | 3.8  | 6.0 C     | 2.8 | $\leq 0.001$ | $\leq 0.001$ |        |
| Total                             | 70.5           | 9.7  | 50.8           | 14.2 | 49.8      | 10.9 | 32.8      | 10.7 | 34.3      | 7.8 | $\leq 0.001$ | 0.214        |        |

<sup>a</sup> Means within rows followed by same letter do not differ ( $P > 0.05$ ).

<sup>b</sup> Within-treatment year effect ( $P \leq 0.001$ ): *Sigmodon hispidus*.

<sup>c</sup> Within-treatment year effect ( $P < 0.01$ ): *Sigmodon hispidus*.

Minimal treatment effects on small mammal abundance from 3 types of chemical site preparation were reported by Brooks et al. (1994). O'Connell and Miller (1994) similarly reported greater capture rates in mechanically- vs. chemically-prepared areas during the second year post-treatment. However, the 70 small mammals I captured in treatment 1 did not differ statistically from the 50 captured in treatment 2.

### **Conclusions**

Timber industries are operationally concerned with establishing pine plantations that maximize timber production. Concerns that pine plantation management intensity during stand initiation negatively affects small mammal communities needed to be addressed. I did not document effects of management intensity on pre-treatment small mammal communities but may infer that they were reduced following treatment. During years 1 and 2 post-treatment, small mammal populations within treated areas increased in species richness and abundance implying that populations rebounded following stand establishment. Management intensity generally did not impact small mammal abundance implying that management effects on vegetative communities and thus small mammal populations were short-lived.

### **Literature Cited**

- Atkeson, T. D., and A. S. Johnson. 1979. Succession of small mammals on pine plantations in the Georgia Piedmont. *American Midland Naturalist* 101:385–392.
- Bowman, J., G. Forbes, and T. Dilworth. 2001. Landscape context and small mammal abundance in a managed forest. *Forest Ecology and Management* 140:249–255.
- Brooks, J. J., J. L. Rodrigue, M. A. Cone, K. V. Miller, B. R. Chapman, and A. S. Johnson. 1994. Small mammal and avian communities on chemically-prepared sites in the Georgia Sandhills. *Proceedings of the Biennial Southern Silvicultural Research Conference* 8:21–23.



- Harrington, T. B., and M. B. Edwards. 1996. Structure of mixed pine and hardwood stands 12 years after various methods and intensities of site preparation in the Georgia Piedmont. *Canadian Journal of Forest Research* 26:1490–1500.
- Haynes, R. W. 2002. Forest management in the 21<sup>st</sup> century: Changing numbers, changing context. *Journal of Forestry* 100(2):38–43.
- Howell, D. L., K. V. Miller, P. B. Bush, and J. W. Taylor. 1996. Herbicides and wildlife habitat (1954-1996). United States Forest Service Southern Regional Technical Publication R8-TP13 (revised).
- Langley, A. K., and D. J. Shure. 1980. The effects of loblolly pine plantations on small mammal populations. *The American Midland Naturalist* 103:59–65.
- Lautenschlager, R. A. 1993. Response of wildlife to forest herbicide applications in northern coniferous ecosystems. *Canadian Journal of Forest Research* 23:2286–2299.
- Littell, R. C., G. A. Milliken, W. W. Stroup, and R. D. Wolfinger. 1996. SAS system for mixed models. SAS Institute, Cary, North Carolina, USA.
- Mengak, M. T., D. C. Guynn, Jr., and D. H. Van Lear. 1989. Ecological implications of loblolly pine regeneration for small mammal communities. *Forest Science* 35:503–514.
- Mengak, M. T., and D. C. Guynn, Jr. 2003. Small mammal microhabitat use on a young loblolly pine plantation. *Forest Ecology and Management* 173:309–317.
- Miller, J. H., R. S. Boyd, and M. B. Edwards. 1999. Floristic diversity, stand structure, and composition 11 years after herbicide site preparation. *Canadian Journal of Forest Research* 29:1073–1083.
- Morrison, M. L., and E. C. Meslow. 1983. Impacts of forest herbicides on wildlife: toxicity and habitat alteration. *Transactions of the North American Wildlife and Natural Resources Conference* 48:175–185.
- O'Connell, W. E., and K. V. Miller. 1994. Site preparation influences on vegetative composition and avian and small mammal communities in the South Carolina Upper Coastal Plain. Pages 321–330 *in* Proceedings of the 48<sup>th</sup> Annual Conference of the Southeastern Association of Fish and Wildlife Agencies. Biloxi, Mississippi, 23–26 October 1994.
- Perkins, C. J. 1973. Effects of clearcutting and site preparation on the vegetation and wildlife in the flatwoods of Kemper County, Mississippi. Dissertation, Mississippi State University, Mississippi State, Mississippi, USA.

- Pettry, D. E. 1977. Soil resource areas of Mississippi. Mississippi Agricultural and Forestry Experiment Station Information Sheet 1278.
- Santillo, D. J., D. M. Leslie, Jr., and P. W. Brown. 1989. Responses of small mammals and habitat to glyphosate application on clearcuts. *Journal of Wildlife Management* 53:164–172.
- SAS Institute. 2000. SAS/STAT User's Guide, Version 8. SAS Institute, Cary, North Carolina, USA.
- Schabenberger, L. E., and S. M. Zedaker. 1999. Relationships between loblolly pine yields and woody plant diversity in the Virginia Piedmont. *Canadian Journal of Forest Research* 29:1065–1072.
- USDA. 1988. The South's fourth forest: alternatives for the future. United States Forest Service, Resource Publication 24.
- Zutter, B. R., and S. M. Zedaker. 1988. Short-term effects of hexazinone applications on woody species diversity in young loblolly pine (*Pinus taeda*) plantations. *Forest Ecology and Management* 24:183–189.

## CHAPTER V

### SYNTHESIS AND RECOMMENDATIONS

Timber industries are an important participant in southeastern land management, owning 14% of US forestland that provide 33% of the total harvest (Martin and Darr 1997). In 1999, over 350,000 ha were replanted by timber industries in the southern US (American Forest and Paper Association 2001), much of which received some type of site preparation during stand establishment. Thus, significant amounts of forestland are impacted annually by intensive forest management.

Compared to nonindustrial, private forest landowners (NIPFs), timber industries own and manage fewer ha (American Forest and Paper Association 2001). However, they typically manage more intensively and have a greater impact on public perception of forestry practices. Although primarily concerned with fiber production, timber industries increasingly are cognizant of management-related environmental effects due to programs such as the Sustainable Forestry Initiative.

Pine plantations traditionally have provided valuable wildlife habitat (Allen et al. 1996) particularly for early-seral species. An area's habitat potential is not diminished when a mature forest is converted to a pine plantation; rather, it is altered to suit a different species assemblage (Allen et al. 1996) that is temporally dynamic throughout multiple stand development stages.

In my study, management intensity was related positively to pine growth response and inversely to wildlife habitat potential. The management regime most effective at maximizing pine growth during the second growing season was a combination site preparation followed by one year of broadcast herbaceous control. A less-intensive management regime, however, maximized deer foraging potential during the second growing season through a combination site preparation followed by a banded herbaceous control during year 1. Given that a timber company is going to manage in some fashion during stand establishment, they should strive to maximize timber production while giving consideration to socially important wildlife values. Based on my results during years 1 and 2 post-treatment, I recommend that timber companies with objectives to maximize timber production while providing wildlife habitat (e.g., one leasing land to hunting clubs enrolled in a deer management program) should manage stands similarly to treatment 3.

Further research is needed to document management effects on wildlife habitat quality through pine canopy closure. As management intensity increases, the period between and pine canopy closure has been shown to decrease due to accelerated pine growth (Miller et al. 1995), potentially reducing amount of time that wildlife habitat is provided. Resource managers need to know how each management regime impacts onset of canopy closure and, thus, management effects on habitat quality during this period.

The continuation study should monitor pine growth, vegetative characteristics, habitat quality, and small mammal communities for an additional 3–5 years. Additional analyses may be incorporated to provide a more complete management evaluation. Diversity and community similarity indices would provide information as to how

community structure differs among treatments and whether or not treatments have promoted differing successional trajectories. An economic analysis projected through the pine rotation would provide valuable information to NIPFs interested in maximizing timber growth and wildlife habitat provision.

My study indicated that total forage value (TFV) was not an adequate predictor of deer habitat quality during the growing season from a nutritional standpoint. Total forage value was certainly easier and less expensive to estimate than nutritional carrying capacity and may provide a useful index for habitat comparison. The relationship between TFV and metrics including habitat quality should be monitored further.

The continuation study should consider refining the nutritional carrying-capacity estimates to reflect annual carrying capacities. My estimates were derived from plant leaves during mid-summer. Estimates derived from all potential browse (e.g., leaves and stems) and during all seasons would yield a more complete management evaluation. However, winter estimates would be difficult to obtain due to difficulty with plant species identification and determining how much of an individual plant is potential browse.

I conducted a post-hoc sample-size analysis and evaluated the number of plots necessary ( $\alpha = 0.05$ ) to give a reasonable ( $\pm 10\%$ ) estimate of key vegetative variables (Gysel and Lyon 1980). Results based on my observed means and standard deviations from 10 plots (i.e., sub-samples) per experimental unit indicated that I needed a minimum of 21 plots to achieve the desired 10% accuracy level. However, I did observe statistical differences, indicating that my sampling protocol and experimental design were powerful enough to identify treatment effects.

Increased sampling intensity should increase accuracy and precision. I recommend that the continuation study consider increasing sample size to  $\geq 20$  plots per experimental unit, if logistically possible. As vegetative recolonization and pine canopy closure continues to increase, treatment differences will be more difficult to detect as vegetative characteristics become more similar. However, the experiment-wide error (i.e., variation) should also decrease as experimental units become more homogeneous, thus increasing the probability that treatment effects are quantitative.

### **Literature Cited**

- Allen, A. W., Y. K. Bernal, and R. J. Moulton. 1996. Pine plantations and wildlife in the Southeastern United States: and assessment of impacts and opportunities. United States Department of the Interior, National Biological Service, Information and Technology Report 3.
- American Forest and Paper Association. 2001. United States forests facts and figures. American Forest and Paper Association, Washington, District of Columbia, USA.
- Gysel, L. W. and L. J. Lyon. 1980. Habitat analysis and evaluation. Pages 305–328 in S. D. Schemnitz, editor. Wildlife Management Techniques Manual. The Wildlife Society, Washington, District of Columbia, USA.
- Martin, M. and D. R. Darr. 1997. Market responses to the U. S. timber demand-supply situation of the 1990s: implications for sustainable forest management. *Forest Products Journal* 47(11/12):27–32.
- Miller, J. H., B. R. Zutter, S. M. Zedaker, M. B. Edwards, and R. A. Newbold. 1995. Early plant succession in loblolly pine plantations as affected by vegetation management. *Southern Journal of Applied Forestry* 19:109–126.

**APPENDIX A**  
**STUDY AREA MAPS**


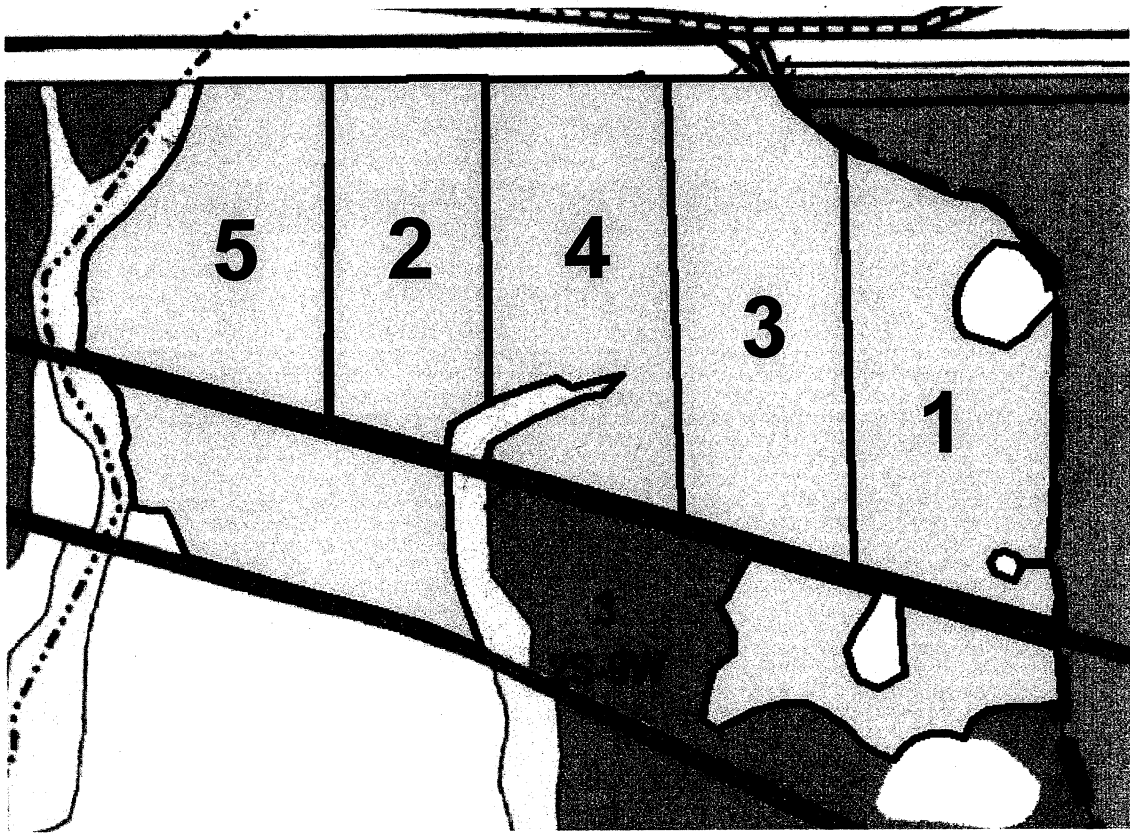


Figure A.1. Treatment allocation for 5 pine plantation management regimes varying from low (1) to high (5) intensity within a 74-ha stand located in Section 3, T2S R9W, in George County, MS, owned by Plum Creek Timber Company.



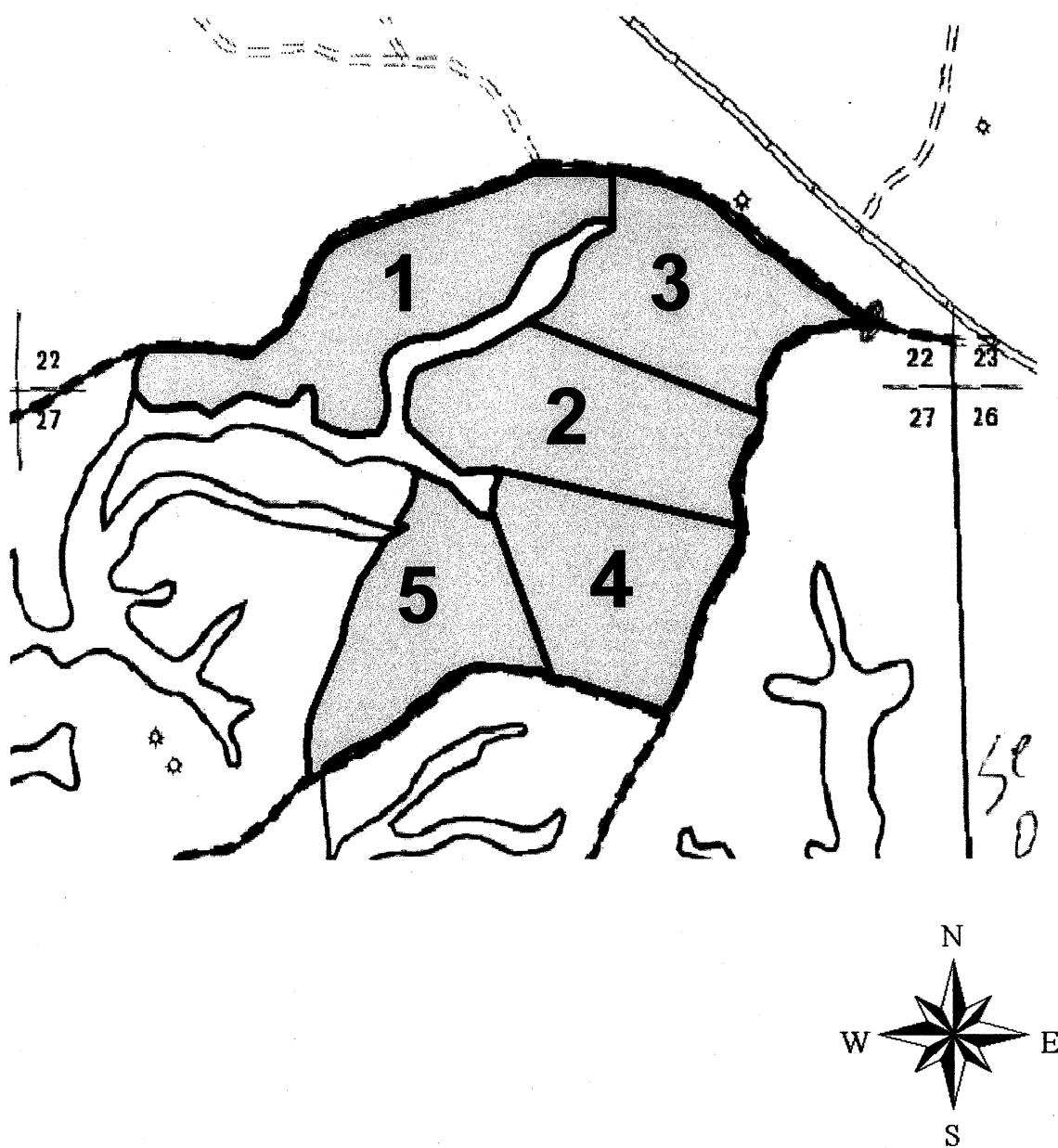


Figure A.2. Treatment allocation for 5 pine plantation management regimes varying from low (1) to high (5) intensity within a 76-ha stand located in Sections 22 and 27, T1N R16W, in Lamar County, MS, owned by Weyerhaeuser Company.

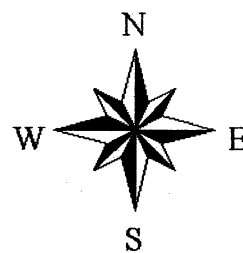
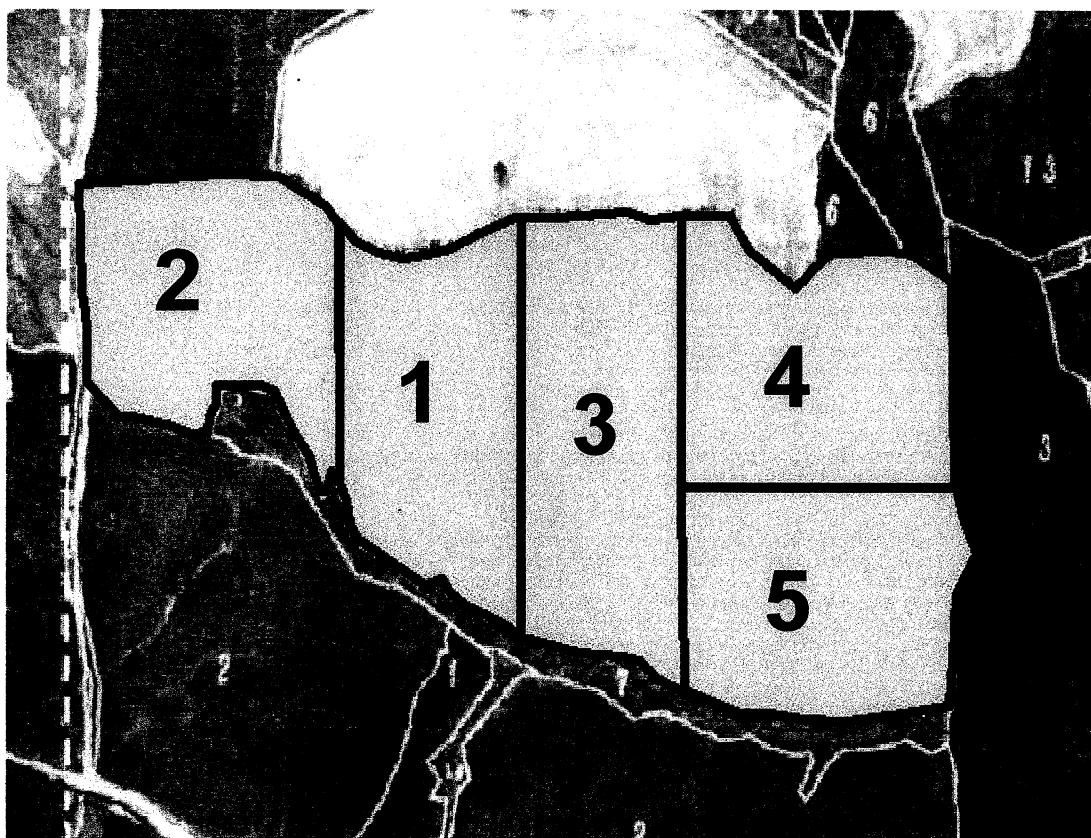


Figure A.3. Treatment allocation for 5 pine plantation management regimes varying from low (1) to high (5) intensity within a 50-ha stand located in Section 34, T4N R9W, in Perry County, MS, owned by Molpus Timberlands.


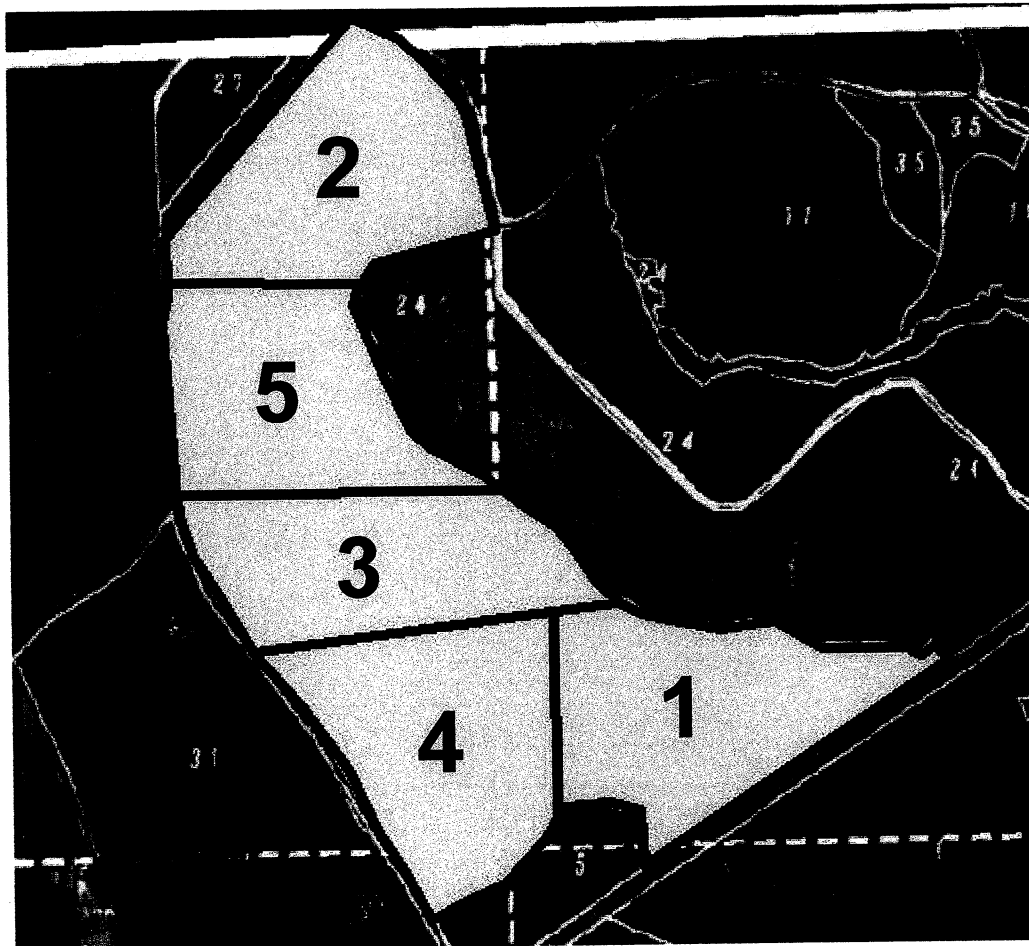


Figure A.4. Treatment allocation for 5 pine plantation management regimes varying from low (1) to high (5) intensity within a 63-ha stand located in Sections 27, 28, 33, and 34, T4N R9W, in Perry County, MS, owned by Molpus Timberlands.

**APPENDIX B**  
**SUPPLEMENTARY PRE-TREATMENT (2001)**  
**VEGETATIVE CHARACTERISTICS**

Table B.1. Species richness by forage type for 5 pine plantation management regimes varying from low (1) to high (5) intensity at pre-treatment (July 2001) in the Mississippi Lower Coastal Plain.

| Forage type       | Treatment |     |           |     |           |     |           |     |           |     | <i>P</i> -value<br>Trt |
|-------------------|-----------|-----|-----------|-----|-----------|-----|-----------|-----|-----------|-----|------------------------|
|                   | 1         |     | 2         |     | 3         |     | 4         |     | 5         |     |                        |
|                   | $\bar{x}$ | SE  | $\bar{x}$ | SE  | $\bar{x}$ | SE  | $\bar{x}$ | SE  | $\bar{x}$ | SE  |                        |
| Fern              | 0.5       | 0.3 | 0.3       | 0.3 | 0.3       | 0.3 | 0.3       | 0.3 | 0.5       | 0.5 | 0.944                  |
| Forb (legume)     | 2.5       | 1.7 | 2.8       | 1.2 | 2.8       | 0.9 | 2.5       | 1.2 | 4.0       | 2.3 | 0.696                  |
| Forb (non-legume) | 9.3       | 3.2 | 9.8       | 3.3 | 9.5       | 2.8 | 9.3       | 3.3 | 11.0      | 3.9 | 0.581                  |
| Grass             | 5.0       | 1.1 | 5.8       | 0.3 | 6.3       | 0.8 | 5.5       | 1.0 | 5.0       | 1.1 | 0.603                  |
| Grasslike         | 0.5       | 0.3 | 0.5       | 0.3 | 0.3       | 0.3 | 0.5       | 0.3 | 0.5       | 0.3 | 0.956                  |
| Vine              | 9.0       | 0.4 | 7.8       | 1.5 | 6.8       | 1.0 | 6.5       | 0.9 | 8.5       | 0.5 | 0.297                  |
| Woody             | 15.8      | 3.3 | 15.0      | 1.9 | 16.0      | 3.3 | 15.5      | 3.4 | 16.0      | 2.4 | 0.980                  |
| Total             | 42.5      | 9.2 | 41.8      | 5.7 | 41.8      | 6.3 | 40.0      | 7.9 | 45.5      | 8.7 | 0.730                  |

Table B.2. Canopy coverage (%) by forage type for 5 pine plantation management regimes varying from low (1) to high (5) intensity at pre-treatment (July 2001) in the Mississippi Lower Coastal Plain.

| Forage type      | Treatment |     |           |      |           |     |           |      |           |      | P-value<br>Trt |
|------------------|-----------|-----|-----------|------|-----------|-----|-----------|------|-----------|------|----------------|
|                  | 1         |     | 2         |      | 3         |     | 4         |      | 5         |      |                |
|                  | $\bar{x}$ | SE  | $\bar{x}$ | SE   | $\bar{x}$ | SE  | $\bar{x}$ | SE   | $\bar{x}$ | SE   |                |
| Fern             | 0.2       | 0.1 | <0.1      | <0.1 | 0.3       | 0.3 | <0.1      | <0.1 | <0.1      | <0.1 | 0.509          |
| Forb             | 9.3       | 1.5 | 8.4       | 1.2  | 9.0       | 1.2 | 7.3       | 1.3  | 7.4       | 1.1  | 0.836          |
| Grass            | 27.6      | 3.8 | 21.8      | 3.6  | 28.2      | 5.2 | 35.4      | 4.6  | 28.5      | 5.0  | 0.539          |
| Grasslike        | 0.1       | 0.1 | 0.6       | 0.3  | 0.2       | 0.2 | 0.7       | 0.4  | 0.1       | 0.1  | 0.420          |
| Legume           | 0.7       | 0.3 | 1.1       | 0.3  | 0.8       | 0.3 | 2.0       | 0.8  | 2.4       | 0.8  | 0.246          |
| Vine             | 23.0      | 5.7 | 13.4      | 2.2  | 13.3      | 2.6 | 11.4      | 2.1  | 13.6      | 2.5  | 0.403          |
| Woody            | 22.2      | 4.1 | 19.9      | 2.8  | 20.7      | 3.5 | 17.0      | 3.9  | 16.4      | 1.6  | 0.832          |
| Vegetation total | 83.2      | 8.4 | 65.1      | 5.8  | 72.7      | 8.3 | 73.8      | 6.2  | 68.5      | 4.8  | 0.603          |

Table B.3. Canopy coverage (%) by forage type and species for 5 pine plantation management regimes varying from low (1) to high (5) intensity at pre-treatment (July 2001) in the Mississippi Lower Coastal Plain<sup>a</sup>.

| Species                        | Treatment |      |           |      |           |      |           |      |           |      | P-value |
|--------------------------------|-----------|------|-----------|------|-----------|------|-----------|------|-----------|------|---------|
|                                | 1         | 2    | 3         | 4    | 5         | Trt  |           |      |           |      |         |
|                                | $\bar{x}$ | SE   | $\bar{x}$ | SE   | $\bar{x}$ | SE   | $\bar{x}$ | SE   | $\bar{x}$ | SE   |         |
| <b>Fern</b>                    |           |      |           |      |           |      |           |      |           |      |         |
| <i>Lygodium japonicum</i>      | <0.1      | <0.1 | 0.0       | 0.0  | 0.0       | 0.0  | 0.0       | 0.0  | <0.1      | <0.1 | <0.1    |
| <i>Osmunda regalis</i>         | 0.0       | 0.0  | <0.1      | <0.1 | 0.0       | 0.0  | <0.1      | <0.1 | <0.1      | <0.1 | <0.1    |
| <i>Pteridium aquilinum</i>     | 0.1       | 0.1  | 0.0       | 0.0  | 0.3       | 0.3  | 0.0       | 0.0  | 0.0       | 0.0  | 0.0     |
| <b>Forb (legume)</b>           |           |      |           |      |           |      |           |      |           |      |         |
| <i>Centrosema virginianum</i>  | <0.1      | <0.1 | <0.1      | <0.1 | 0.0       | 0.0  | <0.1      | <0.1 | 0.0       | 0.0  | 0.0     |
| <i>Chamaecrista procumbens</i> | <0.1      | <0.1 | 0.4       | 0.2  | 0.0       | 0.0  | 0.0       | 0.0  | 0.6       | 0.4  | 0.4     |
| <i>Desmodium ciliare</i>       | 0.4       | 0.2  | 0.3       | 0.1  | 0.0       | 0.0  | 0.0       | 0.0  | 0.3       | 0.2  | 0.2     |
| <i>Desmodium nuttallii</i>     | 0.0       | 0.0  | 0.0       | 0.0  | 0.0       | 0.0  | 0.0       | 0.0  | <0.1      | <0.1 | <0.1    |
| <i>Desmodium rotundifolium</i> | <0.1      | <0.1 | <0.1      | <0.1 | <0.1      | <0.1 | 0.3       | 0.1  | 0.3       | 0.2  | 0.2     |
| <i>Desmodium tortuosum</i>     | <0.1      | <0.1 | 0.0       | 0.0  | 0.2       | 0.1  | 1.0       | 0.6  | 0.4       | 0.4  | 0.4     |
| <i>Indigofera caroliniana</i>  | 0.0       | 0.0  | 0.0       | 0.0  | <0.1      | <0.1 | <0.1      | <0.1 | <0.1      | <0.1 | <0.1    |
| <i>Lespedeza cuneata</i>       | <0.1      | <0.1 | <0.1      | <0.1 | 0.0       | 0.0  | <0.1      | <0.1 | <0.1      | <0.1 | <0.1    |
| <i>Lespedeza repens</i>        | 0.0       | 0.0  | 0.1       | <0.1 | 0.1       | <0.1 | 0.0       | 0.0  | <0.1      | <0.1 | <0.1    |
| <i>Rhynchosia reniformis</i>   | 0.0       | 0.0  | 0.0       | 0.0  | 0.0       | 0.0  | <0.1      | <0.1 | 0.0       | 0.0  | 0.0     |
| <i>Stylosanthes biflora</i>    | <0.1      | <0.1 | 0.0       | 0.0  | <0.1      | <0.1 | <0.1      | <0.1 | 0.3       | 0.2  | 0.2     |
| <i>Tephrosia virginiana</i>    | <0.1      | <0.1 | 0.2       | 0.1  | 0.4       | 0.2  | 0.4       | 0.3  | 0.4       | 0.2  | 0.633   |
| <b>Forb (non-legume)</b>       |           |      |           |      |           |      |           |      |           |      |         |
| <i>Acalypha gracilens</i>      | <0.1      | <0.1 | 0.8       | 0.4  | <0.1      | <0.1 | 0.5       | 0.5  | 0.7       | 0.4  | 0.4     |
| <i>Agalinis spp.</i>           | 0.2       | 0.1  | 0.0       | 0.0  | 0.0       | 0.0  | 0.0       | 0.0  | 0.0       | 0.0  | 0.0     |
| <i>Ambrosia artemisiifolia</i> | <0.1      | <0.1 | 0.0       | 0.0  | <0.1      | <0.1 | 0.0       | 0.0  | <0.1      | 0.0  | 0.0     |
| <i>Aster adnatus</i>           | 0.0       | 0.0  | 0.1       | <0.1 | 0.2       | <0.1 | <0.1      | <0.1 | 0.3       | 0.2  | 0.2     |
| <i>Aster dumosus</i>           | 0.5       | 0.2  | 1.5       | 0.5  | 1.0       | 0.3  | 2.1       | 0.8  | 0.9       | 0.3  | 0.392   |
| <i>Aster linariifolius</i>     | 0.3       | 0.2  | <0.1      | <0.1 | 0.0       | 0.0  | 0.0       | 0.0  | 0.0       | 0.0  | 0.0     |
| <i>Aster patens</i>            | <0.1      | <0.1 | 0.6       | 0.4  | 0.0       | 0.0  | 0.4       | 0.4  | <0.1      | <0.1 | <0.1    |
| <i>Carduus spinosissimus</i>   | 0.0       | 0.0  | <0.1      | <0.1 | 0.0       | 0.0  | 0.0       | 0.0  | 0.0       | 0.0  | 0.0     |
| <i>Cnidoscolus stimulosus</i>  | 0.0       | 0.0  | 0.0       | 0.0  | 0.0       | 0.0  | 0.0       | 0.0  | <0.1      | <0.1 | <0.1    |

Table B.3. Continued.

| Species                           | Treatment |      |      |           |      |      |           |      |      |           |      |      |           |      |      | P-value<br>Trt |
|-----------------------------------|-----------|------|------|-----------|------|------|-----------|------|------|-----------|------|------|-----------|------|------|----------------|
|                                   | 1         |      |      | 2         |      |      | 3         |      |      | 4         |      |      | 5         |      |      |                |
|                                   | $\bar{x}$ | SE   |      | $\bar{x}$ | SE   |      | $\bar{x}$ | SE   |      | $\bar{x}$ | SE   |      | $\bar{x}$ | SE   |      |                |
| <i>Coreopsis major</i>            | <0.1      | <0.1 | 0.0  | <0.1      | <0.1 | 0.0  | <0.1      | <0.1 | <0.1 | <0.1      | <0.1 | <0.1 | <0.1      | <0.1 | <0.1 | 0.1            |
| <i>Croton capitatus</i>           | 0.0       | 0.0  | <0.1 | <0.1      | <0.1 | 0.3  | 0.3       | 0.0  | 0.0  | 0.0       | 0.0  | 0.0  | 0.0       | 0.0  | <0.1 | <0.1           |
| <i>Cynoctonum mitreola</i>        | 0.1       | <0.1 | 0.1  | <0.1      | <0.1 | 0.0  | 0.0       | 0.0  | 0.0  | 0.0       | 0.0  | 0.0  | 0.0       | 0.0  | 0.2  | <0.1           |
| <i>Diodia teres</i>               | <0.1      | <0.1 | <0.1 | <0.1      | <0.1 | 0.0  | 0.0       | <0.1 | <0.1 | <0.1      | <0.1 | <0.1 | <0.1      | 0.4  | 0.2  | <0.1           |
| <i>Diodia virginiana</i>          | <0.1      | <0.1 | 0.0  | 0.0       | 0.0  | 0.4  | 0.3       | <0.1 | <0.1 | <0.1      | <0.1 | <0.1 | <0.1      | <0.1 | <0.1 | 0.1            |
| <i>Elephantopus tomentosus</i>    | 0.0       | 0.0  | 0.0  | 0.0       | 0.0  | 0.0  | 0.0       | 0.0  | 0.0  | 0.0       | 0.0  | 0.0  | 0.0       | 0.1  | 0.1  | 0.1            |
| <i>Erechtites hieracifolia</i>    | 3.1       | 1.0  | 2.0  | 2.0       | 0.6  | 1.6  | 0.6       | 0.7  | 0.3  | 0.3       | 1.1  | 0.3  | 1.1       | 0.4  | 0.4  | 0.147          |
| <i>Eupatorium album</i>           | 0.0       | 0.0  | <0.1 | <0.1      | <0.1 | <0.1 | <0.1      | <0.1 | <0.1 | <0.1      | <0.1 | <0.1 | <0.1      | <0.1 | <0.1 | <0.1           |
| <i>Eupatorium capillifolium</i>   | 2.3       | 0.8  | 0.9  | 0.9       | 0.3  | 2.9  | 0.8       | 1.1  | 0.3  | 0.3       | 1.2  | 0.3  | 1.2       | 0.3  | 0.3  | 0.213          |
| <i>Eupatorium compositifolium</i> | 0.1       | <0.1 | <0.1 | <0.1      | <0.1 | <0.1 | <0.1      | 0.2  | 0.1  | 0.1       | 0.0  | 0.1  | 0.0       | 0.0  | 0.0  | 0.0            |
| <i>Eupatorium rotundifolium</i>   | 0.2       | <0.1 | <0.1 | <0.1      | <0.1 | 0.3  | 0.2       | 0.3  | 0.2  | 0.2       | 0.4  | 0.2  | 0.4       | 0.2  | 0.2  | 0.2            |
| <i>Eupatorium semiserratum</i>    | 0.5       | 0.5  | 0.1  | 0.1       | <0.1 | <0.1 | <0.1      | <0.1 | <0.1 | <0.1      | 0.2  | <0.1 | 0.2       | 0.1  | 0.1  | 0.1            |
| <i>Eupatorium serotinum</i>       | <0.1      | <0.1 | <0.1 | <0.1      | <0.1 | <0.1 | <0.1      | 0.0  | 0.0  | 0.0       | <0.1 | 0.0  | <0.1      | <0.1 | <0.1 | <0.1           |
| <i>Euphorbia corollata</i>        | <0.1      | <0.1 | 0.3  | 0.3       | 0.2  | 0.2  | 0.2       | <0.1 | <0.1 | <0.1      | 0.2  | <0.1 | 0.2       | 0.1  | 0.1  | 0.1            |
| <i>Euthamia tenuifolia</i>        | 0.0       | 0.0  | 0.0  | 0.0       | 0.0  | 0.2  | 0.1       | <0.1 | <0.1 | <0.1      | 0.0  | <0.1 | 0.0       | 0.0  | 0.0  | 0.0            |
| <i>Heterotheca graminifolia</i>   | 0.1       | 0.1  | 0.2  | 0.2       | <0.1 | 0.1  | <0.1      | <0.1 | <0.1 | <0.1      | 0.2  | <0.1 | 0.2       | <0.1 | <0.1 | <0.1           |
| <i>Lechea villosa</i>             | 0.0       | 0.0  | 0.0  | 0.0       | 0.0  | 0.4  | 0.3       | 0.0  | 0.0  | 0.0       | 0.0  | 0.0  | 0.0       | 0.0  | 0.0  | 0.0            |
| <i>Liatris squarrosa</i>          | <0.1      | <0.1 | 0.0  | 0.0       | 0.0  | 0.0  | 0.0       | 0.0  | 0.0  | 0.0       | 0.0  | 0.0  | 0.0       | 0.0  | 0.0  | 0.0            |
| <i>Lobelia puberula</i>           | 0.0       | 0.0  | 0.0  | 0.0       | 0.0  | 0.0  | 0.0       | 0.2  | 0.1  | 0.1       | 0.0  | 0.1  | 0.0       | 0.0  | 0.0  | 0.0            |
| <i>Mimosa quadrivalvis</i>        | 0.0       | 0.0  | 0.0  | 0.0       | 0.0  | 0.0  | 0.0       | 0.6  | 0.5  | 0.5       | 0.0  | 0.5  | 0.0       | 0.0  | 0.0  | 0.0            |
| <i>Oldenlandia uniflora</i>       | 0.0       | 0.0  | 0.0  | 0.0       | 0.0  | 0.0  | 0.0       | <0.1 | <0.1 | <0.1      | 0.0  | <0.1 | 0.0       | 0.0  | 0.0  | 0.0            |
| <i>Oxalis dillenii</i>            | 0.0       | 0.0  | 0.0  | 0.0       | 0.0  | <0.1 | <0.1      | 0.2  | <0.1 | <0.1      | 0.0  | <0.1 | 0.0       | 0.0  | 0.0  | 0.0            |
| <i>Oxalis stricta</i>             | <0.1      | <0.1 | 0.2  | 0.2       | 0.1  | 0.0  | 0.0       | 0.0  | 0.0  | 0.0       | 0.0  | 0.0  | <0.1      | <0.1 | <0.1 | <0.1           |
| <i>Phytolacca americana</i>       | <0.1      | <0.1 | <0.1 | <0.1      | <0.1 | 0.3  | 0.2       | 0.0  | 0.0  | 0.0       | 0.0  | 0.0  | <0.1      | <0.1 | <0.1 | <0.1           |
| <i>Polygala nana</i>              | 0.0       | 0.0  | <0.1 | <0.1      | <0.1 | 0.0  | 0.0       | 0.0  | 0.0  | 0.0       | 0.0  | 0.0  | 0.0       | 0.0  | 0.0  | 0.0            |
| <i>Polygonum procumbens</i>       | 1.1       | 0.6  | 1.0  | 1.0       | 0.4  | 0.1  | 0.1       | 0.0  | 0.0  | 0.0       | 0.3  | 0.0  | 0.3       | 0.3  | 0.3  | 0.3            |
| <i>Pycnanthemum albescens</i>     | <0.1      | <0.1 | 0.0  | 0.0       | 0.0  | <0.1 | <0.1      | 0.2  | <0.1 | <0.1      | 0.0  | 0.1  | 0.0       | 0.0  | 0.0  | 0.0            |
| <i>Rhexia alifanum</i>            | 0.0       | 0.0  | 0.0  | 0.0       | 0.0  | 0.2  | 0.2       | <0.1 | <0.1 | <0.1      | 0.0  | 0.1  | 0.0       | 0.0  | 0.0  | 0.0            |







Table B.3. Continued.

| Species                                 | Treatment |      |           |      |           |      |           |      |           |      | P-value<br>T <sub>tt</sub> |
|---|-----------|------|-----------|------|-----------|------|-----------|------|-----------|------|----------------------------|
|   | 1         |      | 2         |      | 3         |      | 4         |      | 5         |      |                            |
|   | $\bar{x}$ | SE   | $\bar{x}$ | SE   | $\bar{x}$ | SE   | $\bar{x}$ | SE   | $\bar{x}$ | SE   |                            |
| <i>Vitis rotundifolia</i>               | 12.4      | 4.9  | 2.9       | 1.3  | 2.4       | 0.9  | 3.9       | 1.3  | 6.4       | 2.3  | 0.367                      |
| Woody                                   |           |      |           |      |           |      |           |      |           |      |                            |
| <i>Acer rubrum</i>                      | 2.5       | 1.5  | 1.1       | 0.6  | <0.1      | <0.1 | 0.8       | 0.4  | 2.3       | 1.0  | 0.604                      |
| <i>Aleurites fordii</i>                 | 1.6       | 0.8  | 0.3       | 0.2  | 2.1       | 0.8  | 0.4       | 0.3  | 1.2       | 0.5  | 0.247                      |
| <i>Baccharis halimifolia</i>            | 0.0       | 0.0  | 0.0       | 0.0  | 0.3       | 0.2  | 0.0       | 0.0  | 0.0       | 0.0  |                            |
| <i>Callicarpa americana</i>             | 0.9       | 0.5  | 1.8       | 0.7  | 0.8       | 0.4  | 0.8       | 0.4  | 0.3       | 0.1  | 0.497                      |
| <i>Carya caroliniae-septentrionalis</i> | 0.3       | 0.3  | 0.2       | 0.1  | 0.0       | 0.0  | 0.3       | 0.2  | 0.0       | 0.0  |                            |
| <i>Carya tomentosa</i>                  | 0.0       | 0.0  | 0.0       | 0.0  | 0.2       | 0.2  | 0.0       | 0.0  | 0.2       | 0.2  |                            |
| <i>Castanea pumila</i>                  | 0.0       | 0.0  | 0.0       | 0.0  | 0.0       | 0.0  | 0.0       | 0.0  | <0.1      | <0.1 |                            |
| <i>Ceanothus americanus</i>             | <0.1      | <0.1 | <0.1      | <0.1 | 0.1       | <0.1 | 0.2       | 0.1  | <0.1      | <0.1 |                            |
| <i>Coryza canadensis</i>                | 0.0       | 0.0  | 0.0       | 0.0  | <0.1      | <0.1 | <0.1      | <0.1 | <0.1      | <0.1 |                            |
| <i>Cornus drummondii</i>                | 0.1       | <0.1 | 0.0       | 0.0  | 0.4       | 0.3  | 2.3       | 1.3  | 0.0       | 0.0  |                            |
| <i>Cornus florida</i>                   | 0.9       | 0.8  | 0.4       | 0.3  | 0.7       | 0.6  | 0.6       | 0.6  | 0.6       | 0.2  |                            |
| <i>Crataegus aestivalis</i>             | 0.0       | 0.0  | 0.1       | <0.1 | 0.4       | 0.2  | 0.0       | 0.0  | 0.0       | 0.0  |                            |
| <i>Cyrilla racemiflora</i>              | 0.0       | 0.0  | 0.0       | 0.0  | <0.1      | <0.1 | 0.0       | 0.0  | 0.0       | 0.0  |                            |
| <i>Diospyros virginiana</i>             | 1.9       | 0.5  | 0.9       | 0.3  | 1.0       | 0.4  | 0.5       | 0.2  | 0.8       | 0.3  | 0.118                      |
| <i>Hypericum gentianoides</i>           | 0.0       | 0.0  | 0.0       | 0.0  | 0.0       | 0.0  | 0.2       | 0.1  | 0.2       | 0.1  |                            |
| <i>Hypericum hypericoides</i>           | <0.1      | <0.1 | 0.0       | 0.0  | 0.0       | 0.0  | 0.0       | 0.0  | <0.1      | <0.1 |                            |
| <i>Ilex decidua</i>                     | <0.1      | <0.1 | 0.0       | 0.0  | <0.1      | <0.1 | 0.0       | 0.0  | 0.0       | 0.0  |                            |
| <i>Ilex glabra</i>                      | 0.5       | 0.3  | 0.2       | <0.1 | 1.1       | 0.4  | 0.2       | 0.1  | 0.3       | 0.1  | 0.323                      |
| <i>Ilex opaca</i>                       | <0.1      | <0.1 | 0.6       | 0.6  | 0.0       | 0.0  | 0.0       | 0.0  | 0.0       | 0.0  |                            |
| <i>Ilex vomitoria</i>                   | 2.1       | 0.5  | 2.3       | 0.8  | 2.3       | 0.6  | 2.6       | 0.7  | 1.6       | 0.5  | 0.890                      |
| <i>Ligustrum sinense</i>                | 0.0       | 0.0  | <0.1      | <0.1 | <0.1      | <0.1 | <0.1      | <0.1 | <0.1      | <0.1 |                            |
| <i>Liquidambar styraciflua</i>          | 1.7       | 1.2  | 1.3       | 0.6  | 1.6       | 1.1  | 1.4       | 0.7  | 0.4       | 0.2  | 0.735                      |
| <i>Magnolia virginiana</i>              | <0.1      | <0.1 | 0.0       | 0.0  | 0.0       | 0.0  | 0.0       | 0.0  | 0.0       | 0.0  |                            |
| <i>Myrica cerifera</i>                  | 0.9       | 0.3  | 1.5       | 0.5  | 1.2       | 0.5  | 1.5       | 0.8  | 0.9       | 0.2  | 0.883                      |
| <i>Nyssa sylvatica</i>                  | 0.7       | 0.5  | 1.2       | 0.6  | <0.1      | <0.1 | <0.1      | <0.1 | 0.4       | 0.3  |                            |
| <i>Pinus palustris</i>                  | 0.0       | 0.0  | 0.0       | 0.0  | <0.1      | <0.1 | 0.2       | 0.1  | 0.0       | 0.0  |                            |

Table B.3. Continued.

| Species                      | Treatment |      |           |      |           |      |           |      |           |      | P-value |       |
|------------------------------|-----------|------|-----------|------|-----------|------|-----------|------|-----------|------|---------|-------|
|                              | 1         |      | 2         |      | 3         |      | 4         |      | 5         |      |         |       |
|                              | $\bar{x}$ | SE   | $\bar{x}$ | SE   | $\bar{x}$ | SE   | $\bar{x}$ | SE   | $\bar{x}$ | SE   |         |       |
| <i>Pinus taeda</i>           | 0.3       | 0.2  | 0.1       | <0.1 | 0.3       | 0.2  | 0.2       | <0.1 | 0.3       | 0.1  | 0.1     | 0.918 |
| <i>Prunus serotina</i>       | 0.6       | 0.5  | 0.4       | 0.2  | 0.2       | 0.1  | 0.0       | 0.0  | 0.2       | <0.1 | <0.1    |       |
| <i>Quercus alba</i>          | 0.0       | 0.0  | 0.0       | 0.0  | 0.1       | 0.1  | 0.0       | 0.0  | 0.0       | 0.0  | 0.0     |       |
| <i>Quercus falcata</i>       | 0.1       | 0.1  | <0.1      | <0.1 | <0.1      | <0.1 | 0.2       | 0.1  | 0.6       | 0.3  | 0.3     |       |
| <i>Quercus laurifolia</i>    | 0.0       | 0.0  | 0.2       | 0.2  | 0.0       | 0.0  | <0.1      | <0.1 | <0.1      | <0.1 | <0.1    |       |
| <i>Quercus marilandica</i>   | 0.4       | 0.4  | <0.1      | <0.1 | 0.2       | 0.2  | 0.3       | 0.2  | <0.1      | <0.1 | <0.1    |       |
| <i>Quercus nigra</i>         | 1.8       | 1.2  | 2.6       | 1.0  | 0.4       | 0.2  | 0.4       | 0.3  | 1.7       | 1.0  | 1.0     | 0.660 |
| <i>Quercus pagodifolia</i>   | 1.2       | 0.4  | 1.2       | 0.5  | 2.7       | 1.2  | 1.0       | 0.4  | 1.0       | 0.5  | 0.5     | 0.680 |
| <i>Quercus phellos</i>       | 0.2       | 0.1  | 0.0       | 0.0  | 0.0       | 0.0  | 0.0       | 0.0  | 0.4       | 0.3  | 0.3     |       |
| <i>Quercus stellata</i>      | 0.2       | 0.2  | <0.1      | <0.1 | 0.0       | 0.0  | <0.1      | <0.1 | 0.0       | 0.0  | 0.0     |       |
| <i>Rhus copallina</i>        | 1.4       | 0.7  | 0.6       | 0.3  | 0.5       | 0.3  | 0.8       | 0.4  | 1.0       | 0.4  | 0.4     | 0.468 |
| <i>Robinia pseudo-acacia</i> | 0.0       | 0.0  | 0.0       | 0.0  | 0.0       | 0.0  | <0.1      | <0.1 | 0.0       | 0.0  | 0.0     |       |
| <i>Sassafras albidum</i>     | 0.0       | 0.0  | 0.4       | 0.4  | 0.0       | 0.0  | 0.1       | 0.1  | 0.0       | 0.0  | 0.0     |       |
| <i>Toxicodendron vernix</i>  | 0.0       | 0.0  | 0.0       | 0.0  | 0.0       | 0.0  | <0.1      | <0.1 | 0.0       | 0.0  | 0.0     |       |
| <i>Vaccinium arboreum</i>    | 0.5       | 0.3  | 1.1       | 0.4  | 2.3       | 0.7  | 0.6       | 0.2  | 0.5       | 0.2  | 0.2     | 0.100 |
| <i>Vaccinium darrowii</i>    | <0.1      | <0.1 | 0.0       | 0.0  | 0.3       | 0.1  | <0.1      | <0.1 | 0.2       | <0.1 | <0.1    |       |
| <i>Vaccinium ellottii</i>    | 0.5       | 0.2  | 0.6       | 0.3  | <0.1      | <0.1 | 0.3       | 0.2  | 0.2       | 0.2  | 0.2     |       |
| <i>Vaccinium stamenium</i>   | 0.4       | 0.2  | 0.4       | 0.2  | 1.2       | 0.4  | 0.7       | 0.3  | 1.1       | 0.4  | 0.4     | 0.633 |

<sup>a</sup> Canopy coverage (%) based on modified line-intercept method (Canfield 1941) from 5, randomly-allocated transects per treatment.

Table B.4. Frequency of occurrence (%)<sup>a</sup> by species for 5 pine plantation management regimes varying from low (1) to high (5) intensity at pre-treatment (June 2001) in the Mississippi Lower Coastal Plain.

| Species                                 | Treatment |     |           |     |           |     |           |     |           |     |
|---|-----------|-----|-----------|-----|-----------|-----|-----------|-----|-----------|-----|
|   | 1         |     | 2         |     | 3         |     | 4         |     | 5         |     |
|   | $\bar{x}$ | SE  | $\bar{x}$ | SE  | $\bar{x}$ | SE  | $\bar{x}$ | SE  | $\bar{x}$ | SE  |
| <i>Acalypha gracilens</i>               | 0.2       | 0.2 | 4.8       | 2.3 | 0.7       | 0.5 | 2.0       | 2.0 | 4.5       | 2.7 |
| <i>Acer rubrum</i>                      | 6.0       | 3.3 | 2.2       | 0.9 | 0.7       | 0.4 | 3.3       | 1.5 | 6.7       | 2.7 |
| <i>Agalinis</i> spp.                    | 0.7       | 0.4 | 0.0       | 0.0 | 0.0       | 0.0 | 0.0       | 0.0 | 0.0       | 0.0 |
| <i>Aleurites fordii</i>                 | 6.5       | 3.3 | 1.5       | 0.7 | 8.2       | 2.9 | 1.5       | 1.0 | 5.7       | 2.3 |
| <i>Ambrosia artemisiifolia</i>          | 0.2       | 0.2 | 0.0       | 0.0 | 0.2       | 0.2 | 0.0       | 0.0 | 0.3       | 0.3 |
| <i>Ampelopsis arborea</i>               | 2.0       | 1.8 | 0.0       | 0.0 | 0.3       | 0.3 | 0.0       | 0.0 | 0.2       | 0.2 |
| <i>Andropogon capillipes</i>            | 0.0       | 0.0 | 0.0       | 0.0 | 0.0       | 0.0 | 0.3       | 0.2 | 0.0       | 0.0 |
| <i>Andropogon virginicus</i>            | 22.2      | 6.7 | 33.5      | 7.1 | 24.0      | 6.5 | 49.0      | 6.3 | 27.0      | 6.1 |
| <i>Aristida</i> spp.                    | 3.2       | 1.8 | 11.2      | 4.2 | 0.7       | 0.5 | 5.7       | 4.5 | 6.0       | 3.8 |
| <i>Aster adnatus</i>                    | 0.0       | 0.0 | 1.7       | 0.8 | 1.0       | 0.4 | 0.3       | 0.2 | 2.2       | 1.1 |
| <i>Aster dumosus</i>                    | 3.7       | 1.8 | 8.5       | 3.4 | 5.3       | 1.5 | 9.7       | 3.1 | 5.0       | 1.6 |
| <i>Aster linearifolius</i>              | 3.5       | 1.7 | 0.2       | 0.2 | 0.0       | 0.0 | 0.0       | 0.0 | 0.0       | 0.0 |
| <i>Aster patens</i>                     | 0.5       | 0.3 | 3.8       | 1.8 | 0.0       | 0.0 | 1.0       | 1.0 | 1.0       | 0.6 |
| <i>Baccharis halimifolia</i>            | 0.0       | 0.0 | 0.0       | 0.0 | 0.7       | 0.4 | 0.0       | 0.0 | 0.0       | 0.0 |
| Bare ground                             | 3.0       | 1.3 | 3.3       | 1.1 | 12.8      | 5.0 | 4.3       | 1.7 | 4.0       | 1.7 |
| <i>Berchemia scandens</i>               | 1.2       | 0.7 | 1.0       | 0.7 | 1.0       | 0.8 | 0.0       | 0.0 | 0.5       | 0.4 |
| <i>Callicarpa americana</i>             | 3.2       | 1.3 | 4.3       | 1.6 | 2.2       | 1.0 | 2.7       | 1.3 | 1.5       | 0.7 |
| <i>Campsis radicans</i>                 | 0.0       | 0.0 | 0.0       | 0.0 | 0.2       | 0.2 | 2.0       | 1.4 | 0.0       | 0.0 |
| <i>Carduus spinosissimus</i>            | 0.0       | 0.0 | 0.3       | 0.2 | 0.0       | 0.0 | 0.0       | 0.0 | 0.0       | 0.0 |
| <i>Carya caroliniae-septentrionalis</i> | 0.7       | 0.7 | 0.7       | 0.5 | 0.0       | 0.0 | 0.3       | 0.2 | 0.0       | 0.0 |
| <i>Carya tomentosa</i>                  | 0.0       | 0.0 | 0.0       | 0.0 | 0.5       | 0.4 | 0.0       | 0.0 | 0.3       | 0.3 |
| <i>Castanea pumila</i>                  | 0.0       | 0.0 | 0.0       | 0.0 | 0.0       | 0.0 | 0.0       | 0.0 | 0.2       | 0.2 |
| <i>Ceanothus americanus</i>             | 0.2       | 0.2 | 0.7       | 0.7 | 0.7       | 0.5 | 0.5       | 0.4 | 0.3       | 0.3 |
| <i>Centrosema virginianum</i>           | 0.3       | 0.3 | 0.3       | 0.3 | 0.0       | 0.0 | 0.5       | 0.4 | 0.0       | 0.0 |
| <i>Chamaecrista procumbens</i>          | 0.5       | 0.4 | 2.5       | 1.2 | 0.0       | 0.0 | 0.0       | 0.0 | 2.8       | 1.8 |
| <i>Chasmanthium latifolium</i>          | 12.8      | 5.5 | 0.3       | 0.2 | 8.7       | 4.7 | 0.0       | 0.0 | 9.5       | 5.2 |
| <i>Chasmanthium sessiliflorum</i>       | 0.3       | 0.3 | 0.8       | 0.6 | 2.7       | 1.4 | 0.7       | 0.5 | 0.0       | 0.0 |

Table B.4. Continued.

| Species                           | Treatment |     |           |     |           |     |           |     |           |     |
|-----------------------------------|-----------|-----|-----------|-----|-----------|-----|-----------|-----|-----------|-----|
|                                   | 1         |     | 2         |     | 3         |     | 4         |     | 5         |     |
|                                   | $\bar{x}$ | SE  | $\bar{x}$ | SE  | $\bar{x}$ | SE  | $\bar{x}$ | SE  | $\bar{x}$ | SE  |
| <i>Cnidocolus stimulosus</i>      | 0.0       | 0.0 | 0.0       | 0.0 | 0.0       | 0.0 | 0.0       | 0.0 | 0.2       | 0.2 |
| <i>Coryza canadensis</i>          | 0.0       | 0.0 | 0.0       | 0.0 | 0.2       | 0.2 | 0.7       | 0.4 | 0.2       | 0.2 |
| <i>Coreopsis major</i>            | 0.3       | 0.2 | 0.0       | 0.0 | 0.5       | 0.5 | 0.3       | 0.3 | 1.3       | 0.8 |
| <i>Cornus drummondii</i>          | 0.3       | 0.2 | 0.0       | 0.0 | 1.5       | 0.9 | 4.2       | 2.6 | 0.0       | 0.0 |
| <i>Cornus florida</i>             | 2.2       | 1.7 | 1.2       | 0.6 | 1.0       | 0.8 | 1.0       | 0.8 | 2.0       | 0.8 |
| <i>Cratogeomys aestivalis</i>     | 0.0       | 0.0 | 1.0       | 0.5 | 2.0       | 1.2 | 0.0       | 0.0 | 0.0       | 0.0 |
| <i>Croton capitatus</i>           | 0.0       | 0.0 | 0.7       | 0.5 | 1.2       | 0.8 | 0.0       | 0.0 | 0.3       | 0.2 |
| <i>Cynoctonum mitreola</i>        | 1.2       | 0.7 | 1.2       | 0.6 | 0.0       | 0.0 | 0.0       | 0.0 | 1.5       | 0.7 |
| <i>Cyperus croceus</i>            | 0.2       | 0.2 | 3.5       | 1.5 | 1.3       | 1.3 | 3.5       | 1.8 | 1.0       | 0.7 |
| <i>Cyrilla racemiflora</i>        | 0.0       | 0.0 | 0.0       | 0.0 | 0.2       | 0.2 | 0.0       | 0.0 | 0.0       | 0.0 |
| Debris                            | 72.7      | 6.1 | 85.3      | 3.3 | 69.0      | 5.7 | 81.2      | 3.7 | 85.8      | 3.3 |
| <i>Desmodium ciliare</i>          | 2.8       | 1.4 | 2.5       | 1.2 | 0.0       | 0.0 | 0.0       | 0.0 | 1.0       | 0.5 |
| <i>Desmodium nuttallii</i>        | 0.0       | 0.0 | 0.0       | 0.0 | 0.0       | 0.0 | 0.0       | 0.0 | 0.2       | 0.2 |
| <i>Desmodium rotundifolium</i>    | 0.7       | 0.4 | 1.0       | 0.5 | 0.5       | 0.4 | 1.7       | 0.6 | 1.7       | 0.8 |
| <i>Desmodium tortuosum</i>        | 0.2       | 0.2 | 0.0       | 0.0 | 1.2       | 0.7 | 4.2       | 2.3 | 1.0       | 0.7 |
| <i>Dicanthelium aciculare</i>     | 2.3       | 0.9 | 0.0       | 0.0 | 0.0       | 0.0 | 0.3       | 0.2 | 5.5       | 3.5 |
| <i>Dicanthelium acuminatum</i>    | 7.0       | 2.8 | 20.3      | 4.6 | 2.5       | 2.3 | 11.3      | 4.4 | 10.7      | 4.3 |
| <i>Dicanthelium commutatum</i>    | 0.0       | 0.0 | 2.0       | 1.7 | 0.0       | 0.0 | 0.0       | 0.0 | 13.0      | 6.0 |
| <i>Dicanthelium dichotomum</i>    | 0.0       | 0.0 | 0.0       | 0.0 | 0.2       | 0.2 | 0.0       | 0.0 | 0.0       | 0.0 |
| <i>Dicanthelium ovale</i>         | 0.2       | 0.2 | 0.2       | 0.2 | 6.3       | 2.4 | 9.2       | 2.6 | 6.2       | 3.4 |
| <i>Dicanthelium portoricense</i>  | 0.0       | 0.0 | 0.0       | 0.0 | 0.2       | 0.2 | 0.0       | 0.0 | 0.0       | 0.0 |
| <i>Dicanthelium scoparium</i>     | 3.7       | 2.5 | 0.3       | 0.2 | 8.2       | 3.2 | 1.2       | 0.7 | 0.3       | 0.3 |
| <i>Dicanthelium sphaerocarpon</i> | 6.5       | 3.1 | 6.0       | 2.8 | 0.0       | 0.0 | 0.0       | 0.0 | 0.2       | 0.2 |
| <i>Diodia teres</i>               | 0.5       | 0.3 | 0.3       | 0.2 | 0.0       | 0.0 | 0.3       | 0.2 | 2.3       | 1.4 |
| <i>Diodia virginiana</i>          | 0.2       | 0.2 | 0.0       | 0.0 | 1.5       | 0.9 | 0.2       | 0.2 | 0.2       | 0.2 |
| <i>Diospyros virginiana</i>       | 5.7       | 1.8 | 2.8       | 0.9 | 3.5       | 1.1 | 1.7       | 0.6 | 2.7       | 1.0 |
| <i>Elephantopus tomentosus</i>    | 0.0       | 0.0 | 0.0       | 0.0 | 0.0       | 0.0 | 0.0       | 0.0 | 0.3       | 0.3 |
| <i>Erechtites hieracifolia</i>    | 11.7      | 3.2 | 8.8       | 2.5 | 7.3       | 2.8 | 3.3       | 1.1 | 5.8       | 1.5 |



Table B.4. Continued.

| Species                            | Treatment |     |           |     |           |     |           |     |           |     |     |     |     |     |     |     |     |     |     |     |
|------------------------------------|-----------|-----|-----------|-----|-----------|-----|-----------|-----|-----------|-----|-----|-----|-----|-----|-----|-----|-----|-----|-----|-----|
|                                    | 1         |     | 2         |     | 3         |     | 4         |     | 5         |     |     |     |     |     |     |     |     |     |     |     |
|                                    | $\bar{x}$ | SE  | $\bar{x}$ | SE  | $\bar{x}$ | SE  | $\bar{x}$ | SE  | $\bar{x}$ | SE  |     |     |     |     |     |     |     |     |     |     |
| <i>Mikania scandens</i>            | 0.3       | 0.2 | 0.2       | 0.2 | 0.2       | 0.2 | 0.2       | 0.2 | 0.2       | 0.2 | 0.2 | 0.2 | 0.2 | 0.2 | 0.2 | 0.2 | 0.2 | 0.2 | 0.2 | 0.2 |
| <i>Mimosa quadrivalvis</i>         | 0.0       | 0.0 | 0.0       | 0.0 | 0.0       | 0.0 | 0.0       | 0.0 | 0.0       | 0.0 | 0.0 | 0.0 | 0.0 | 0.0 | 0.0 | 0.0 | 0.0 | 0.0 | 0.0 | 0.0 |
| <i>Myrica cerifera</i>             | 4.8       | 1.5 | 6.8       | 2.3 | 4.5       | 1.5 | 5.3       | 2.1 | 4.5       | 0.9 | 2.8 | 1.3 | 2.8 | 1.3 | 2.8 | 1.3 | 2.8 | 1.3 | 2.8 | 1.3 |
| <i>Nyssa sylvatica</i>             | 3.3       | 2.5 | 4.2       | 1.7 | 0.2       | 0.2 | 0.2       | 0.2 | 0.2       | 0.2 | 0.2 | 0.2 | 0.2 | 0.2 | 0.2 | 0.2 | 0.2 | 0.2 | 0.2 | 0.2 |
| <i>Oldenlandia uniflora</i>        | 0.0       | 0.0 | 0.0       | 0.0 | 0.0       | 0.0 | 0.0       | 0.0 | 0.0       | 0.0 | 0.0 | 0.0 | 0.0 | 0.0 | 0.0 | 0.0 | 0.0 | 0.0 | 0.0 | 0.0 |
| <i>Osmunda regalis</i>             | 0.0       | 0.0 | 0.2       | 0.2 | 0.0       | 0.0 | 0.3       | 0.3 | 0.2       | 0.2 | 0.2 | 0.2 | 0.2 | 0.2 | 0.2 | 0.2 | 0.2 | 0.2 | 0.2 | 0.2 |
| <i>Oxalis dillenii</i>             | 0.0       | 0.0 | 0.0       | 0.0 | 0.2       | 0.2 | 1.7       | 0.9 | 0.0       | 0.0 | 0.0 | 0.0 | 0.0 | 0.0 | 0.0 | 0.0 | 0.0 | 0.0 | 0.0 | 0.0 |
| <i>Oxalis stricta</i>              | 0.8       | 0.6 | 1.5       | 0.9 | 0.0       | 0.0 | 0.0       | 0.0 | 0.0       | 0.0 | 0.0 | 0.0 | 0.0 | 0.0 | 0.0 | 0.0 | 0.0 | 0.0 | 0.0 | 0.0 |
| <i>Panicum anceps</i>              | 0.2       | 0.2 | 0.3       | 0.3 | 0.2       | 0.2 | 0.3       | 0.3 | 0.3       | 0.3 | 0.3 | 0.3 | 0.3 | 0.3 | 0.3 | 0.3 | 0.3 | 0.3 | 0.3 | 0.3 |
| <i>Parthenocissus quinquefolia</i> | 2.3       | 0.9 | 3.2       | 1.1 | 2.2       | 1.1 | 0.7       | 0.4 | 1.5       | 0.7 | 0.7 | 0.4 | 1.5 | 0.7 | 0.7 | 0.4 | 1.5 | 0.7 | 0.7 | 0.4 |
| <i>Paspalum notatum</i>            | 13.7      | 3.5 | 5.3       | 1.8 | 7.0       | 2.7 | 6.3       | 4.7 | 9.5       | 4.2 | 6.3 | 4.7 | 9.5 | 4.2 | 6.3 | 4.7 | 9.5 | 4.2 | 6.3 | 4.7 |
| <i>Paspalum plicatum</i>           | 0.0       | 0.0 | 0.0       | 0.0 | 0.3       | 0.2 | 1.0       | 0.5 | 0.0       | 0.0 | 0.0 | 0.0 | 0.0 | 0.0 | 0.0 | 0.0 | 0.0 | 0.0 | 0.0 | 0.0 |
| <i>Passiflora lutea</i>            | 2.8       | 1.2 | 6.7       | 2.3 | 1.2       | 0.8 | 0.2       | 0.2 | 4.5       | 1.7 | 0.2 | 0.2 | 4.5 | 1.7 | 0.2 | 0.2 | 4.5 | 1.7 | 0.2 | 0.2 |
| <i>Phytolacca americana</i>        | 0.2       | 0.2 | 0.3       | 0.3 | 1.5       | 1.0 | 0.0       | 0.0 | 0.0       | 0.0 | 0.0 | 0.0 | 0.0 | 0.0 | 0.0 | 0.0 | 0.0 | 0.0 | 0.0 | 0.0 |
| <i>Pinus palustris</i>             | 0.0       | 0.0 | 0.0       | 0.0 | 0.2       | 0.2 | 0.7       | 0.5 | 0.0       | 0.0 | 0.7 | 0.5 | 0.0 | 0.0 | 0.7 | 0.5 | 0.0 | 0.0 | 0.7 | 0.5 |
| <i>Pinus taeda</i>                 | 3.2       | 1.5 | 3.2       | 1.2 | 1.3       | 0.9 | 3.8       | 1.5 | 3.8       | 1.5 | 3.8 | 1.5 | 3.8 | 1.5 | 3.8 | 1.5 | 3.8 | 1.5 | 3.8 | 1.5 |
| <i>Polygala nana</i>               | 0.0       | 0.0 | 0.2       | 0.2 | 0.0       | 0.0 | 0.0       | 0.0 | 0.0       | 0.0 | 0.0 | 0.0 | 0.0 | 0.0 | 0.0 | 0.0 | 0.0 | 0.0 | 0.0 | 0.0 |
| <i>Polyprenum procumbens</i>       | 3.5       | 1.6 | 4.5       | 1.9 | 0.7       | 0.7 | 0.0       | 0.0 | 0.0       | 0.0 | 0.0 | 0.0 | 0.0 | 0.0 | 0.0 | 0.0 | 0.0 | 0.0 | 0.0 | 0.0 |
| <i>Prunus serotina</i>             | 1.5       | 1.0 | 1.2       | 0.5 | 0.7       | 0.5 | 0.0       | 0.0 | 0.0       | 0.0 | 0.0 | 0.0 | 0.0 | 0.0 | 0.0 | 0.0 | 0.0 | 0.0 | 0.0 | 0.0 |
| <i>Pteridium aquilinum</i>         | 1.0       | 1.0 | 0.0       | 0.0 | 1.0       | 0.8 | 0.0       | 0.0 | 0.0       | 0.0 | 0.0 | 0.0 | 0.0 | 0.0 | 0.0 | 0.0 | 0.0 | 0.0 | 0.0 | 0.0 |
| <i>Pycnanthemum albescens</i>      | 0.3       | 0.3 | 0.0       | 0.0 | 0.2       | 0.2 | 0.7       | 0.4 | 0.0       | 0.0 | 0.7 | 0.4 | 0.0 | 0.0 | 0.7 | 0.4 | 0.0 | 0.0 | 0.7 | 0.4 |
| <i>Quercus falcata</i>             | 0.5       | 0.5 | 0.2       | 0.2 | 0.3       | 0.3 | 0.5       | 0.3 | 2.3       | 1.2 | 0.5 | 0.3 | 2.3 | 1.2 | 0.5 | 0.3 | 2.3 | 1.2 | 0.5 | 0.3 |
| <i>Quercus laurifolia</i>          | 0.0       | 0.0 | 0.5       | 0.5 | 0.0       | 0.0 | 0.2       | 0.2 | 0.2       | 0.2 | 0.2 | 0.2 | 0.2 | 0.2 | 0.2 | 0.2 | 0.2 | 0.2 | 0.2 | 0.2 |
| <i>Quercus marilandica</i>         | 0.7       | 0.7 | 0.3       | 0.3 | 0.5       | 0.4 | 0.8       | 0.6 | 0.3       | 0.2 | 0.8 | 0.6 | 0.3 | 0.2 | 0.8 | 0.6 | 0.3 | 0.2 | 0.8 | 0.6 |
| <i>Quercus nigra</i>               | 2.7       | 1.5 | 5.0       | 2.0 | 1.5       | 0.7 | 1.3       | 0.6 | 4.7       | 2.4 | 1.3 | 0.6 | 4.7 | 2.4 | 1.3 | 0.6 | 4.7 | 2.4 | 1.3 | 0.6 |
| <i>Quercus pagodifolia</i>         | 3.0       | 1.1 | 3.8       | 1.7 | 5.3       | 2.2 | 3.0       | 1.2 | 4.5       | 2.0 | 3.0 | 1.2 | 4.5 | 2.0 | 3.0 | 1.2 | 4.5 | 2.0 | 3.0 | 1.2 |
| <i>Quercus phellos</i>             | 0.7       | 0.4 | 0.0       | 0.0 | 0.0       | 0.0 | 0.0       | 0.0 | 0.0       | 0.0 | 0.0 | 0.0 | 0.0 | 0.0 | 0.0 | 0.0 | 0.0 | 0.0 | 0.0 | 0.0 |
| <i>Quercus stellata</i>            | 0.2       | 0.2 | 0.2       | 0.2 | 0.0       | 0.0 | 0.2       | 0.2 | 0.0       | 0.0 | 0.2 | 0.2 | 0.0 | 0.0 | 0.2 | 0.2 | 0.0 | 0.0 | 0.2 | 0.2 |



Table B.4. Continued.

| Species                         | Treatment |     |  |           |     |  |           |     |  |           |     |  |           |     |  |
|---------------------------------|-----------|-----|--|-----------|-----|--|-----------|-----|--|-----------|-----|--|-----------|-----|--|
|                                 | 1         |     |  | 2         |     |  | 3         |     |  | 4         |     |  | 5         |     |  |
|                                 | $\bar{x}$ | SE  |  | $\bar{x}$ | SE  |  | $\bar{x}$ | SE  |  | $\bar{x}$ | SE  |  | $\bar{x}$ | SE  |  |
| <i>Rhexia alifanus</i>          | 0.0       | 0.0 |  | 0.0       | 0.0 |  | 1.2       | 0.7 |  | 0.2       | 0.2 |  | 0.0       | 0.0 |  |
| <i>Rhexia virginica</i>         | 0.0       | 0.0 |  | 0.0       | 0.0 |  | 0.2       | 0.2 |  | 0.0       | 0.0 |  | 0.0       | 0.0 |  |
| <i>Rhus copallina</i>           | 6.0       | 2.8 |  | 2.7       | 0.9 |  | 1.8       | 1.2 |  | 3.8       | 1.6 |  | 4.3       | 1.6 |  |
| <i>Rhynchosia reniformis</i>    | 0.0       | 0.0 |  | 0.0       | 0.0 |  | 0.0       | 0.0 |  | 0.2       | 0.2 |  | 0.0       | 0.0 |  |
| <i>Rhynchospora inexpansa</i>   | 0.2       | 0.2 |  | 0.0       | 0.0 |  | 0.0       | 0.0 |  | 0.0       | 0.0 |  | 0.0       | 0.0 |  |
| <i>Robinia pseudo-acacia</i>    | 0.0       | 0.0 |  | 0.0       | 0.0 |  | 0.0       | 0.0 |  | 0.2       | 0.2 |  | 0.0       | 0.0 |  |
| <i>Rubus argutus</i>            | 10.7      | 2.2 |  | 8.0       | 1.5 |  | 26.3      | 4.2 |  | 16.3      | 3.8 |  | 9.7       | 1.4 |  |
| <i>Rubus flagellaris</i>        | 0.8       | 0.8 |  | 1.7       | 1.2 |  | 0.0       | 0.0 |  | 0.0       | 0.0 |  | 0.0       | 0.0 |  |
| <i>Rubus trivialis</i>          | 16.3      | 5.4 |  | 22.7      | 5.3 |  | 6.7       | 3.0 |  | 6.2       | 2.9 |  | 16.2      | 4.7 |  |
| <i>Rudbeckia fulgida</i>        | 0.7       | 0.7 |  | 0.2       | 0.2 |  | 0.0       | 0.0 |  | 0.5       | 0.3 |  | 0.3       | 0.3 |  |
| <i>Sabatia angularis</i>        | 0.0       | 0.0 |  | 0.2       | 0.2 |  | 0.0       | 0.0 |  | 0.0       | 0.0 |  | 0.0       | 0.0 |  |
| <i>Sanicula canadensis</i>      | 0.0       | 0.0 |  | 0.0       | 0.0 |  | 0.0       | 0.0 |  | 0.2       | 0.2 |  | 0.0       | 0.0 |  |
| <i>Sassafras albidum</i>        | 0.0       | 0.0 |  | 1.7       | 1.7 |  | 0.0       | 0.0 |  | 0.7       | 0.5 |  | 0.0       | 0.0 |  |
| <i>Schizachyrium scoparium</i>  | 0.3       | 0.3 |  | 0.0       | 0.0 |  | 6.3       | 3.4 |  | 10.0      | 4.5 |  | 2.7       | 2.3 |  |
| <i>Scutellaria elliptica</i>    | 0.0       | 0.0 |  | 0.2       | 0.2 |  | 0.0       | 0.0 |  | 0.0       | 0.0 |  | 0.0       | 0.0 |  |
| <i>Scutellaria integrifolia</i> | 0.2       | 0.2 |  | 0.0       | 0.0 |  | 0.0       | 0.0 |  | 0.0       | 0.0 |  | 0.0       | 0.0 |  |
| <i>Smilax bona-nox</i>          | 0.2       | 0.2 |  | 0.0       | 0.0 |  | 0.5       | 0.5 |  | 0.0       | 0.0 |  | 0.0       | 0.0 |  |
| <i>Smilax glauca</i>            | 0.2       | 0.2 |  | 1.3       | 0.6 |  | 0.2       | 0.2 |  | 1.3       | 0.7 |  | 0.5       | 0.4 |  |
| <i>Smilax laurifolia</i>        | 0.0       | 0.0 |  | 0.0       | 0.0 |  | 0.2       | 0.2 |  | 0.2       | 0.2 |  | 0.7       | 0.5 |  |
| <i>Smilax rotundifolia</i>      | 0.5       | 0.3 |  | 0.0       | 0.0 |  | 0.2       | 0.2 |  | 0.0       | 0.0 |  | 0.2       | 0.2 |  |
| <i>Smilax smillii</i>           | 0.8       | 0.5 |  | 0.0       | 0.0 |  | 1.2       | 0.6 |  | 0.0       | 0.0 |  | 0.8       | 0.8 |  |
| <i>Solanum chenopodioides</i>   | 0.0       | 0.0 |  | 0.0       | 0.0 |  | 0.2       | 0.2 |  | 0.0       | 0.0 |  | 0.0       | 0.0 |  |
| <i>Solidago canadensis</i>      | 0.0       | 0.0 |  | 0.0       | 0.0 |  | 0.0       | 0.0 |  | 0.0       | 0.0 |  | 0.2       | 0.2 |  |
| <i>Solidago odora</i>           | 1.0       | 0.6 |  | 0.7       | 0.4 |  | 2.5       | 1.4 |  | 3.0       | 1.1 |  | 4.0       | 3.2 |  |
| <i>Solidago ulmifolia</i>       | 0.2       | 0.2 |  | 0.0       | 0.0 |  | 0.2       | 0.2 |  | 0.3       | 0.2 |  | 0.0       | 0.0 |  |
| Standing debris                 | 0.2       | 0.2 |  | 0.5       | 0.4 |  | 1.5       | 1.1 |  | 1.3       | 0.6 |  | 0.3       | 0.2 |  |
| <i>Stylosanthes biflora</i>     | 0.5       | 0.5 |  | 0.0       | 0.0 |  | 0.5       | 0.3 |  | 1.2       | 0.7 |  | 3.7       | 1.7 |  |
| <i>Tephrosia virginiana</i>     | 0.7       | 0.4 |  | 1.8       | 1.1 |  | 1.0       | 0.5 |  | 1.8       | 0.8 |  | 3.7       | 1.7 |  |

Table B.4. Continued.

| Species                            | Treatment |     |           |     |           |     |           |     |           |     |
|------------------------------------|-----------|-----|-----------|-----|-----------|-----|-----------|-----|-----------|-----|
|                                    | 1         |     | 2         |     | 3         |     | 4         |     | 5         |     |
|                                    | $\bar{x}$ | SE  | $\bar{x}$ | SE  | $\bar{x}$ | SE  | $\bar{x}$ | SE  | $\bar{x}$ | SE  |
| <i>Toxicodendron radicans</i>      | 5.2       | 1.8 | 9.2       | 2.9 | 3.0       | 0.8 | 4.2       | 1.2 | 8.5       | 3.1 |
| <i>Toxicodendron toxicodendron</i> | 0.8       | 0.5 | 0.5       | 0.5 | 0.2       | 0.2 | 0.8       | 0.5 | 0.0       | 0.0 |
| <i>Toxicodendron vernix</i>        | 0.0       | 0.0 | 0.0       | 0.0 | 0.0       | 0.0 | 0.2       | 0.2 | 0.0       | 0.0 |
| <i>Tragia urticifolia</i>          | 0.3       | 0.3 | 0.8       | 0.7 | 0.0       | 0.0 | 0.0       | 0.0 | 0.3       | 0.2 |
| <i>Vaccinium arboreum</i>          | 1.3       | 0.5 | 5.2       | 1.8 | 6.0       | 1.8 | 2.8       | 1.1 | 4.3       | 1.6 |
| <i>Vaccinium darrowii</i>          | 0.2       | 0.2 | 0.0       | 0.0 | 1.8       | 0.7 | 0.7       | 0.5 | 1.2       | 0.7 |
| <i>Vaccinium ellottii</i>          | 2.5       | 1.3 | 4.0       | 1.8 | 0.0       | 0.0 | 1.3       | 1.0 | 0.8       | 0.7 |
| <i>Vaccinium stamenium</i>         | 1.8       | 0.7 | 2.7       | 1.1 | 4.2       | 1.4 | 3.7       | 1.6 | 6.8       | 2.6 |
| <i>Verbena brasiliensis</i>        | 0.0       | 0.0 | 0.0       | 0.0 | 0.2       | 0.2 | 0.0       | 0.0 | 0.0       | 0.0 |
| <i>Vitis aestivalis</i>            | 0.0       | 0.0 | 0.0       | 0.0 | 0.5       | 0.5 | 0.0       | 0.0 | 0.3       | 0.3 |
| <i>Vitis rotundifolia</i>          | 19.7      | 5.6 | 5.7       | 2.2 | 5.7       | 1.9 | 13.2      | 3.9 | 13.0      | 4.2 |

<sup>a</sup> Frequency of occurrence = (no. of m with species) / (30 m per transect),  $n = 5$  per treatment.

**APPENDIX C**  
**SUPPLEMENTARY POST-TREATMENT (JULY 2002 AND**  
**JULY 2003) VEGETATIVE CHARACTERISTICS**

Table C.1. Canopy coverage (%) by forage type and species for 5 pine plantation management regimes varying from low (1) to high (5) intensity at years 1 and 2 post-treatment (June 2002 and June 2003) in the Mississippi Lower Coastal Plain<sup>a</sup>.

| Species                         | Treatment      |      |           |      |           |      |           |      |           |      | P-value |     |             |
|---------------------------------|----------------|------|-----------|------|-----------|------|-----------|------|-----------|------|---------|-----|-------------|
|                                 | 1 <sup>b</sup> |      | 2         |      | 3         |      | 4         |      | 5         |      | Yr      | Trt | Yr*trt      |
|                                 | $\bar{x}$      | SE   | $\bar{x}$ | SE   | $\bar{x}$ | SE   | $\bar{x}$ | SE   | $\bar{x}$ | SE   |         |     |             |
| 2002                            |                |      |           |      |           |      |           |      |           |      |         |     |             |
| Fern                            |                |      |           |      |           |      |           |      |           |      |         |     |             |
| <i>Lygodium japonicum</i>       | <0.1           | <0.1 | 0.2       | 0.2  | 0.0       | 0.0  | 0.0       | 0.0  | 0.0       | 0.0  |         |     |             |
| <i>Osmunda regalis</i>          | 0.0            |      | 0.0       |      | 0.0       | 0.0  | 0.0       | 0.0  | 0.0       | 0.0  |         |     |             |
| <i>Pteridium aquilinum</i>      | <0.1           | <0.1 | 0.0       | <0.1 | 0.2       | <0.1 | 0.0       | 0.0  | 0.0       | 0.0  |         |     |             |
| Forb (legume)                   |                |      |           |      |           |      |           |      |           |      |         |     |             |
| <i>Centrosema virginianum</i>   | <0.1           | <0.1 | 0.0       |      | 0.0       | 0.0  | 0.0       | 0.0  | 0.0       | 0.0  |         |     |             |
| <i>Chamaecrista fasciculata</i> | 0.0            |      | <0.1      | <0.1 | 0.0       | 0.0  | 0.0       | 0.0  | 0.0       | 0.0  |         |     |             |
| <i>Chamaecrista procumbens</i>  | 0.0            |      | <0.1      | <0.1 | 0.0       | 0.0  | 0.0       | 0.0  | 0.0       | 0.0  |         |     |             |
| <i>Desmodium ciliare</i>        | <0.1           | <0.1 | <0.1      | <0.1 | 0.0       | 0.0  | <0.1      | <0.1 | <0.1      | <0.1 |         |     |             |
| <i>Desmodium nuttallii</i>      | 0.0            |      | 0.0       |      | 0.0       | 0.0  | 0.0       | 0.0  | 0.0       | 0.0  |         |     |             |
| <i>Desmodium rotundifolium</i>  | 0.2            | 0.2  | <0.1      | <0.1 | 0.1       | <0.1 | <0.1      | <0.1 | <0.1      | <0.1 |         |     |             |
| <i>Desmodium tortuosum</i>      | 0.0            |      | 0.0       |      | 0.0       | 0.0  | 0.0       | 0.0  | 0.0       | 0.0  |         |     |             |
| <i>Indigofera caroliniana</i>   | <0.1           | <0.1 | <0.1      | <0.1 | <0.1      | <0.1 | <0.1      | <0.1 | <0.1      | <0.1 |         |     |             |
| <i>Lespedeza capitata</i>       | <0.1           | <0.1 | 0.0       |      | 0.0       | 0.0  | 0.0       | 0.0  | 0.0       | 0.0  |         |     |             |
| <i>Lespedeza cuneata</i>        | <0.1           | <0.1 | <0.1      | <0.1 | <0.1      | <0.1 | <0.1      | <0.1 | <0.1      | <0.1 |         |     |             |
| <i>Lespedeza repens</i>         | <0.1           | <0.1 | <0.1      | <0.1 | <0.1      | <0.1 | <0.1      | <0.1 | <0.1      | <0.1 |         |     | 0.121 0.187 |
| <i>Rhynchosia reniformis</i>    | 0.0            |      | 0.0       |      | 0.0       | 0.0  | 0.0       | 0.0  | 0.0       | 0.0  |         |     |             |
| <i>Tephrosia virginiana</i>     | <0.1           | <0.1 | 0.0       |      | 0.0       | 0.0  | 0.0       | 0.0  | 0.0       | 0.0  |         |     |             |
| Forb (non-legume)               |                |      |           |      |           |      |           |      |           |      |         |     |             |
| <i>Acalypha gracilens</i>       | 0.4            | 0.1  | 1.5       | 0.5  | 0.7       | 0.2  | <0.1      | <0.1 | <0.1      | <0.1 |         |     | 0.524 0.531 |
| <i>Ambrosia artemisiifolia</i>  | 0.1            | <0.1 | <0.1      | <0.1 | <0.1      | <0.1 | 0.0       | 0.0  | 0.0       | 0.0  |         |     | 0.208 0.573 |
| <i>Aster adnatus</i>            | <0.1           | <0.1 | 0.0       |      | 0.0       | 0.0  | 0.0       | 0.0  | 0.0       | 0.0  |         |     |             |
| <i>Aster dumosus</i>            | 0.3            | <0.1 | <0.1      | <0.1 | <0.1      | <0.1 | <0.1      | <0.1 | <0.1      | <0.1 |         |     |             |
| <i>Aster patens</i>             | 0.1            | <0.1 | 0.2       | 0.1  | <0.1      | <0.1 | <0.1      | <0.1 | <0.1      | <0.1 |         |     |             |
| <i>Carduus spinosissimus</i>    | <0.1           | <0.1 | <0.1      | <0.1 | <0.1      | <0.1 | 0.0       | 0.0  | 0.0       | 0.0  |         |     |             |
| <i>Chrysopsis graminifolia</i>  | 0.0            |      | 0.0       |      | 0.0       | 0.0  | 0.0       | 0.0  | 0.0       | 0.0  |         |     |             |



Table C.1. Continued.

| Species                          | Treatment |      |           |      |           |      |           |      |           |      | P-value |     |        |
|----------------------------------|-----------|------|-----------|------|-----------|------|-----------|------|-----------|------|---------|-----|--------|
|                                  | 1         |      | 2         |      | 3         |      | 4         |      | 5         |      | Yr      | Trt | Yr*Trt |
|                                  | $\bar{x}$ | SE   | $\bar{x}$ | SE   | $\bar{x}$ | SE   | $\bar{x}$ | SE   | $\bar{x}$ | SE   |         |     |        |
| <i>Lechea tenuifolia</i>         | 0.0       |      | 0.0       |      | 0.0       |      | 0.0       |      | 0.0       |      |         |     |        |
| <i>Lechea villosa</i>            | <0.1      | <0.1 | <0.1      | <0.1 | 0.0       |      | 0.0       |      | 0.0       |      |         |     |        |
| <i>Linum medium</i>              | 0.0       |      | 0.0       |      | <0.1      | <0.1 | 0.0       |      | 0.0       |      |         |     |        |
| <i>Ludwigia glandulosa</i>       | 0.0       |      | 0.0       |      | 0.0       |      | 0.0       |      | 0.0       |      |         |     |        |
| <i>Mecardonia acuminata</i>      | 0.0       |      | <0.1      | <0.1 | 0.0       |      | 0.0       |      | 0.0       |      |         |     |        |
| <i>Mimosa quadrivalvis</i>       | <0.1      | <0.1 | <0.1      | <0.1 | <0.1      | <0.1 | 0.0       |      | 0.0       |      |         |     |        |
| <i>Mitchella repens</i>          | 0.0       |      | 0.0       |      | 0.0       |      | 0.0       |      | 0.0       |      |         |     |        |
| <i>Oenothera biennis</i>         | 0.0       |      | 0.0       |      | 0.0       |      | 0.0       |      | 0.0       |      |         |     |        |
| <i>Oenothera fruticosa</i>       | 0.0       |      | 0.0       |      | 0.0       |      | 0.0       |      | 0.0       |      |         |     |        |
| <i>Oxalis dillemii</i>           | 0.0       |      | <0.1      | <0.1 | <0.1      | <0.1 | <0.1      | <0.1 | 0.0       |      |         |     |        |
| <i>Oxalis stricta</i>            | <0.1      | <0.1 | 0.7       | 0.4  | 0.4       | 0.2  | <0.1      | <0.1 | 0.0       |      |         |     |        |
| <i>Phytolacca americana</i>      | 0.2       | <0.1 | 0.2       | <0.1 | 0.4       | 0.2  | <0.1      | <0.1 | <0.1      | <0.1 |         |     |        |
| <i>Plantago virginica</i>        | 0.0       |      | 0.0       |      | <0.1      | <0.1 | 0.0       |      | 0.0       |      |         |     |        |
| <i>Pluchea foetida</i>           | 0.0       |      | 0.0       |      | 0.0       |      | 0.0       |      | 0.0       |      |         |     |        |
| <i>Polygala nana</i>             | 0.0       |      | 0.0       |      | 0.0       |      | 0.0       |      | 0.0       |      |         |     |        |
| <i>Polygonum punctatum</i>       | <0.1      | <0.1 | 0.0       |      | 0.0       |      | 0.0       |      | 0.0       |      |         |     |        |
| <i>Polypremum procumbens</i>     | 0.6       | 0.2  | 0.8       | 0.3  | 0.5       | 0.2  | <0.1      | <0.1 | <0.1      | <0.1 |         |     | 0.488  |
| <i>Prenanthes serpens</i>        | <0.1      | <0.1 | <0.1      | <0.1 | 0.0       |      | 0.0       |      | 0.0       |      |         |     | 0.507  |
| <i>Prilimnium capillaceum</i>    | <0.1      | <0.1 | 0.0       |      | 0.0       |      | 0.0       |      | 0.0       |      |         |     |        |
| <i>Pycnanthemum incanum</i>      | 0.2       | 0.1  | 0.4       | 0.2  | 0.1       | <0.1 | <0.1      | <0.1 | 0.0       |      |         |     |        |
| <i>Pyrrhopappus carolinianus</i> | <0.1      | <0.1 | <0.1      | <0.1 | <0.1      | <0.1 | 0.0       |      | 0.0       |      |         |     |        |
| <i>Rhexia alifanus</i>           | <0.1      | <0.1 | 0.0       |      | 0.0       |      | 0.0       |      | 0.0       |      |         |     |        |
| <i>Rhexia mariana</i>            | <0.1      | <0.1 | 0.0       |      | 0.0       |      | 0.0       |      | 0.0       |      |         |     |        |
| <i>Rhexia virginica</i>          | <0.1      | <0.1 | 0.0       |      | 0.0       |      | 0.0       |      | 0.0       |      |         |     |        |
| <i>Rudbeckia hirta</i>           | <0.1      | <0.1 | <0.1      | <0.1 | 0.0       |      | 0.0       |      | 0.0       |      |         |     |        |
| <i>Sabatia campestris</i>        | 0.0       |      | 0.0       |      | <0.1      | <0.1 | 0.0       |      | 0.0       |      |         |     |        |
| <i>Scutellaria elliptica</i>     | 0.0       |      | 0.0       |      | 0.0       |      | 0.0       |      | 0.0       |      |         |     |        |
| <i>Scutellaria integrifolia</i>  | 0.0       |      | <0.1      | <0.1 | 0.0       |      | 0.0       |      | 0.0       |      |         |     |        |
| <i>Solanum americanum</i>        | 0.0       |      | 0.0       |      | <0.1      | <0.1 | <0.1      | <0.1 | 0.0       |      |         |     |        |

Table C.1. Continued.

| Species                           | Treatment |      |       |           |      |       |           |      |       |           |      |        |           |      |      | P-value |     |        |       |
|-----------------------------------|-----------|------|-------|-----------|------|-------|-----------|------|-------|-----------|------|--------|-----------|------|------|---------|-----|--------|-------|
|                                   | 1         |      |       | 2         |      |       | 3         |      |       | 4         |      |        | 5         |      |      | Yr      | Trt | Yr*trt |       |
|                                   | $\bar{x}$ | SE   |       | $\bar{x}$ | SE   |       | $\bar{x}$ | SE   |       | $\bar{x}$ | SE   |        | $\bar{x}$ | SE   |      |         |     |        |       |
| <i>Solanum carolinense</i>        | <0.1      | <0.1 | 0.0   | <0.1      | <0.1 | 0.0   | <0.1      | <0.1 | 0.0   | <0.1      | <0.1 | 0.0    | <0.1      | <0.1 | 0.0  |         |     | 0.496  | 0.652 |
| <i>Solidago canadensis</i>        | 0.0       | <0.1 | 0.0   | <0.1      | <0.1 | 0.0   | <0.1      | <0.1 | 0.0   | <0.1      | <0.1 | 0.0    | <0.1      | <0.1 | 0.0  |         |     |        |       |
| <i>Solidago gigantea</i>          | <0.1      | <0.1 | 0.0   | <0.1      | <0.1 | 0.0   | <0.1      | <0.1 | 0.0   | <0.1      | <0.1 | 0.0    | <0.1      | <0.1 | 0.0  |         |     |        |       |
| <i>Solidago juncea</i>            | 0.0       | <0.1 | 0.0   | <0.1      | <0.1 | 0.0   | <0.1      | <0.1 | 0.0   | <0.1      | <0.1 | 0.0    | <0.1      | <0.1 | 0.0  |         |     |        |       |
| <i>Solidago rugosa</i>            | 0.0       | <0.1 | 0.0   | <0.1      | <0.1 | 0.0   | <0.1      | <0.1 | 0.0   | <0.1      | <0.1 | 0.0    | <0.1      | <0.1 | 0.0  |         |     |        |       |
| <i>Tragium urticifolia</i>        | 0.0       | <0.1 | 0.0   | <0.1      | <0.1 | 0.0   | <0.1      | <0.1 | 0.0   | <0.1      | <0.1 | 0.0    | <0.1      | <0.1 | 0.0  |         |     |        |       |
| <i>Viola affinis</i>              | 0.0       | <0.1 | 0.0   | <0.1      | <0.1 | 0.0   | <0.1      | <0.1 | 0.0   | <0.1      | <0.1 | 0.0    | <0.1      | <0.1 | 0.0  |         |     |        |       |
| <i>Viola lanceolata</i>           | 0.4       | 0.2  | <0.1  | <0.1      | <0.1 | <0.1  | <0.1      | <0.1 | <0.1  | <0.1      | <0.1 | <0.1   | <0.1      | <0.1 | <0.1 |         |     |        |       |
| <i>Viola palmata</i>              | 0.0       | <0.1 | 0.0   | <0.1      | <0.1 | 0.0   | <0.1      | <0.1 | <0.1  | <0.1      | <0.1 | <0.1   | <0.1      | <0.1 | 0.0  |         |     |        |       |
| Grass                             |           |      |       |           |      |       |           |      |       |           |      |        |           |      |      |         |     |        |       |
| <i>Andropogon virginicus</i>      | 3.7       | 0.6  | 5.2   | 1.2       | 1.2  | 1.4   | 1.4       | 0.3  | 0.9   | 0.9       | 0.2  | 0.6    | 0.2       | 0.2  | 0.6  |         |     | 0.057  | 0.400 |
| <i>Aristida spp.</i>              | 0.2       | <0.1 | 0.4   | 0.2       | 0.2  | 0.1   | 0.1       | <0.1 | <0.1  | <0.1      | <0.1 | <0.1   | <0.1      | <0.1 | <0.1 |         |     | 0.452  | 0.777 |
| <i>Chasmanthium sessiliflorum</i> | <0.1      | <0.1 | 0.4   | 0.2       | 0.2  | 0.0   | 0.0       | 0.0  | 0.0   | 0.0       | 0.0  | 0.0    | 0.0       | 0.0  | 0.0  |         |     |        |       |
| <i>Dicanthelium aciculare</i>     | 0.0       | <0.1 | 0.0   | 0.0       | 0.0  | 0.0   | 0.0       | 0.0  | 0.0   | 0.0       | 0.0  | 0.0    | 0.0       | 0.0  | 0.0  |         |     |        |       |
| <i>Dicanthelium acuminatum</i>    | 1.2       | 0.3  | 0.6   | 0.2       | 0.2  | 1.1   | 1.1       | 0.5  | <0.1  | <0.1      | <0.1 | <0.1   | <0.1      | <0.1 | <0.1 |         |     | 0.156  | 0.166 |
| <i>Dicanthelium commutatum</i>    | 1.5 A     | 0.5  | 0.9 A | 0.3       | 0.3  | 1.5 A | 1.5 A     | 0.4  | 0.6 A | 0.6 A     | 0.2  | <0.1 A | <0.1      | <0.1 | <0.1 |         |     | 0.040  | 0.831 |
| <i>Dicanthelium leucothrix</i>    | 0.1       | <0.1 | 0.0   | 0.0       | 0.0  | 0.0   | 0.0       | 0.0  | 0.0   | 0.0       | 0.0  | 0.0    | 0.0       | 0.0  | 0.0  |         |     |        |       |
| <i>Dicanthelium ovale</i>         | 0.0       | <0.1 | 0.0   | 0.0       | 0.0  | 0.0   | 0.0       | 0.0  | 0.0   | 0.0       | 0.0  | 0.0    | 0.0       | 0.0  | 0.0  |         |     |        |       |
| <i>Dicanthelium scoparium</i>     | 1.4       | 0.6  | 6.2   | 2.0       | 2.0  | 2.5   | 2.5       | 0.9  | 0.0   | 0.0       | 0.0  | <0.1   | <0.1      | <0.1 | <0.1 |         |     |        |       |
| <i>Dicanthelium sphaerocarpon</i> | <0.1      | <0.1 | 0.0   | 0.0       | 0.0  | 0.0   | 0.0       | 0.5  | 0.0   | 0.0       | 0.0  | 0.0    | 0.0       | 0.0  | 0.0  |         |     |        |       |
| <i>Imperata cylindrica</i>        | 3.9       | 1.3  | 0.9   | 0.9       | 0.9  | 0.5   | 0.5       | 0.5  | 0.0   | 0.0       | 0.0  | <0.1   | <0.1      | <0.1 | <0.1 |         |     |        |       |
| <i>Panicum anceps</i>             | 0.0       | <0.1 | 0.0   | 0.0       | 0.0  | 0.0   | 0.0       | 0.0  | 0.0   | 0.0       | 0.0  | 0.0    | 0.0       | 0.0  | 0.0  |         |     |        |       |
| <i>Paspalum boscianum</i>         | 0.0       | <0.1 | <0.1  | <0.1      | <0.1 | 0.0   | 0.0       | <0.1 | 0.0   | 0.0       | 0.0  | 0.0    | 0.0       | 0.0  | 0.0  |         |     |        |       |
| <i>Paspalum notatum</i>           | 0.0       | <0.1 | <0.1  | <0.1      | <0.1 | 0.0   | 0.0       | <0.1 | 0.0   | 0.0       | 0.0  | 0.0    | 0.0       | 0.0  | 0.0  |         |     |        |       |
| <i>Paspalum plicatulum</i>        | 0.0       | <0.1 | 0.0   | 0.0       | 0.0  | 0.0   | 0.0       | 0.0  | 0.0   | 0.0       | 0.0  | 0.0    | 0.0       | 0.0  | 0.0  |         |     |        |       |
| <i>Paspalum setaceum</i>          | 0.0       | <0.1 | <0.1  | <0.1      | <0.1 | 0.0   | 0.0       | <0.1 | 0.0   | 0.0       | 0.0  | 0.0    | 0.0       | 0.0  | 0.0  |         |     |        |       |
| <i>Setaria pumilia</i>            | 0.0       | <0.1 | 0.1   | 0.1       | 0.1  | 0.0   | 0.0       | 0.0  | 0.0   | 0.0       | 0.0  | 0.0    | 0.0       | 0.0  | 0.0  |         |     |        |       |
| <i>Xyris spp.</i>                 | <0.1      | <0.1 | <0.1  | <0.1      | <0.1 | 0.0   | 0.0       | <0.1 | <0.1  | <0.1      | <0.1 | <0.1   | <0.1      | <0.1 | <0.1 |         |     |        |       |

Table C.1. Continued.

| Species                            | Treatment |      |  |           |      |  |           |      |  |           |      |  |           |      |  | P-value      |       |        |
|------------------------------------|-----------|------|--|-----------|------|--|-----------|------|--|-----------|------|--|-----------|------|--|--------------|-------|--------|
|                                    | 1         |      |  | 2         |      |  | 3         |      |  | 4         |      |  | 5         |      |  | Yr           | Trt   | Yr*trt |
|                                    | $\bar{x}$ | SE   |  | $\bar{x}$ | SE   |  | $\bar{x}$ | SE   |  | $\bar{x}$ | SE   |  | $\bar{x}$ | SE   |  |              |       |        |
| Grasslike                          |           |      |  |           |      |  |           |      |  |           |      |  |           |      |  |              |       |        |
| <i>Carex albolutescens</i>         | 0.9       | 0.2  |  | 0.7       | 0.2  |  | 0.4       | 0.2  |  | <0.1      | <0.1 |  | <0.1      | <0.1 |  | 0.256        | 0.866 |        |
| <i>Carex lurida</i>                | 0.0       |      |  | 0.0       |      |  | 0.0       |      |  | 0.0       |      |  | 0.0       |      |  |              |       |        |
| <i>Cyperus filiculmis</i>          | 0.0       |      |  | 0.0       |      |  | 0.0       |      |  | 0.0       |      |  | 0.0       |      |  |              |       |        |
| <i>Cyperus ovalaris</i>            | 0.0       |      |  | 0.0       |      |  | <0.1      | <0.1 |  | 0.0       |      |  | 0.0       |      |  |              |       |        |
| <i>Cyperus pseudovegetus</i>       | 0.0       |      |  | 0.0       |      |  | 0.0       |      |  | 0.0       |      |  | 0.0       |      |  |              |       |        |
| <i>Juncus marginatus</i>           | 0.0       |      |  | 0.0       |      |  | 0.0       |      |  | 0.0       |      |  | 0.0       |      |  |              |       |        |
| <i>Juncus polycephalus</i>         | 0.0       |      |  | 0.0       |      |  | 0.0       |      |  | 0.0       |      |  | 0.0       |      |  |              |       |        |
| <i>Juncus tenuis</i>               | 0.9       | 0.2  |  | 1.2       | 0.5  |  | 1.3       | 0.4  |  | 0.2       | <0.1 |  | <0.1      | <0.1 |  | 0.394        | 0.307 |        |
| <i>Rhynchospora globularis</i>     | 0.0       |      |  | <0.1      | <0.1 |  | 0.0       |      |  | 0.0       |      |  | 0.0       |      |  | 0.065        | 0.645 |        |
| <i>Rhynchospora inexpansa</i>      | 1.0       | 0.5  |  | 0.4       | 0.2  |  | <0.1      | <0.1 |  | 0.0       |      |  | 0.0       |      |  | 0.854        | 0.837 |        |
| <i>Rhynchospora rariflora</i>      | 0.0       |      |  | 0.8       | 0.4  |  | 0.0       |      |  | <0.1      | <0.1 |  | <0.1      | <0.1 |  |              |       |        |
| <i>Scirpus cyperinus</i>           | 0.0       |      |  | 0.0       |      |  | 0.0       |      |  | 0.0       |      |  | 0.0       |      |  |              |       |        |
| <i>Scleria ciliata</i>             | 0.0       |      |  | 0.0       |      |  | 0.0       |      |  | 0.0       |      |  | 0.0       |      |  |              |       |        |
| Vine                               |           |      |  |           |      |  |           |      |  |           |      |  |           |      |  |              |       |        |
| <i>Berchemia scandens</i>          | <0.1      | <0.1 |  | <0.1      | <0.1 |  | <0.1      | <0.1 |  | 0.0       |      |  | 0.0       |      |  |              |       |        |
| <i>Bignonia capreolata</i>         | 0.0       |      |  | <0.1      | <0.1 |  | 0.0       |      |  | 0.0       |      |  | 0.0       |      |  |              |       |        |
| <i>Campsis radicans</i>            | 0.9       | 0.5  |  | 0.0       |      |  | 0.1       | 0.1  |  | <0.1      | <0.1 |  | <0.1      | <0.1 |  |              |       |        |
| <i>Gelsemium sepervirens</i>       | 0.1       | <0.1 |  | <0.1      | <0.1 |  | 0.0       |      |  | <0.1      | <0.1 |  | 0.0       |      |  |              |       |        |
| <i>Lonicera japonica</i>           | 0.3       | 0.1  |  | <0.1      | <0.1 |  | 0.0       |      |  | 0.0       |      |  | 0.0       |      |  |              |       |        |
| <i>Lonicera sempervirens</i>       | 0.0       |      |  | 0.0       |      |  | 0.0       |      |  | 0.0       |      |  | 0.0       |      |  |              |       |        |
| <i>Mikania scandens</i>            | 0.4       | 0.2  |  | 0.0       |      |  | <0.1      | <0.1 |  | 0.0       |      |  | <0.1      | <0.1 |  |              |       |        |
| <i>Parthenocissus quinquefolia</i> | 0.4       | 0.1  |  | 0.0       |      |  | <0.1      | <0.1 |  | 0.0       |      |  | <0.1      | <0.1 |  |              |       |        |
| <i>Passiflora lutea</i>            | 0.0       |      |  | 0.0       |      |  | 0.0       |      |  | 0.0       |      |  | 0.0       |      |  |              |       |        |
| <i>Rubus argutus</i>               | 5.9 A     | 0.7  |  | 3.0 AB    | 0.8  |  | 3.0 AB    | 0.6  |  | 0.6 B     | 0.2  |  | 0.4 B     | 0.1  |  | $\leq 0.001$ | 0.363 |        |
| <i>Rubus flagellaris</i>           | 0.1 A     | <0.1 |  | 0.0 A     |      |  | 0.0 A     |      |  | 0.0 A     |      |  | 0.0 A     |      |  | 0.040        | 0.102 |        |
| <i>Rubus trivialis</i>             | 1.9       | 0.4  |  | 1.3       | 0.5  |  | 2.9       | 0.7  |  | 0.3       | 0.2  |  | 0.2       | 0.1  |  | 0.074        | 0.571 |        |
| <i>Smilax bona-nox</i>             | 0.0       |      |  | <0.1      | <0.1 |  | 0.0       |      |  | 0.0       |      |  | 0.0       |      |  |              |       |        |
| <i>Smilax glauca</i>               | 0.1       | <0.1 |  | 0.0       |      |  | <0.1      | <0.1 |  | <0.1      | <0.1 |  | <0.1      | <0.1 |  |              |       |        |



Table C.1. Continued.

| Species                       | Treatment |      |           |      |           |      |           |      |           |      | P-value |     |             |
|-------------------------------|-----------|------|-----------|------|-----------|------|-----------|------|-----------|------|---------|-----|-------------|
|                               | 1         |      | 2         |      | 3         |      | 4         |      | 5         |      | Yr      | Trt | Yr*trt      |
|                               | $\bar{x}$ | SE   | $\bar{x}$ | SE   | $\bar{x}$ | SE   | $\bar{x}$ | SE   | $\bar{x}$ | SE   |         |     |             |
| <i>Smilax laurifolia</i>      | 0.0       |      | 0.0       |      | 0.0       |      | 0.0       |      | 0.0       |      |         |     |             |
| <i>Smilax rotundifolia</i>    | <0.1      | <0.1 | 0.0       |      | 0.0       |      | 0.0       |      | 0.0       |      |         |     |             |
| <i>Toxicodendron radicans</i> | 0.2       | <0.1 | <0.1      | <0.1 | <0.1      | <0.1 | 0.0       | <0.1 | <0.1      | <0.1 |         |     |             |
| <i>Vitis aestivalis</i>       | 0.0       |      | 0.0       |      | 0.0       |      | 0.0       |      | 0.0       |      |         |     |             |
| <i>Vitis rotundifolia</i>     | <0.1      | <0.1 | 0.0       |      | <0.1      | <0.1 | 0.0       |      | 0.0       |      |         |     | 0.543 0.002 |
| Woody                         |           |      |           |      |           |      |           |      |           |      |         |     |             |
| <i>Acer rubrum</i>            | 0.2       | <0.1 | <0.1      | <0.1 | 0.0       |      | 0.0       |      | 0.0       |      |         |     |             |
| <i>Albizia julibrissin</i>    | 0.0       |      | <0.1      | <0.1 | 0.0       |      | 0.0       |      | <0.1      | <0.1 |         |     |             |
| <i>Aleurites fordii</i>       | 0.2       | <0.1 | 0.1       | <0.1 | 0.6       | 0.2  | 0.4       | 0.2  | 0.5       | 0.2  |         |     | 0.470 0.626 |
| <i>Aralia spinosa</i>         | 0.0       |      | 0.0       |      | <0.1      | <0.1 | 0.0       |      | 0.0       |      |         |     |             |
| <i>Baccharis halimifolia</i>  | 0.6       | 0.2  | 0.3       | 0.1  | 0.1       | <0.1 | 0.2       | 0.2  | <0.1      | <0.1 |         |     | 0.557 0.927 |
| <i>Calliandra americana</i>   | 0.3       | 0.1  | 0.5       | 0.3  | 0.1       | <0.1 | 0.2       | <0.1 | 0.0       | <0.1 |         |     | 0.195 0.245 |
| <i>Carya tomentosa</i>        | 0.1       | <0.1 | <0.1      | <0.1 | <0.1      | <0.1 | 0.0       |      | <0.1      | <0.1 |         |     |             |
| <i>Celtis laevigata</i>       | 0.0       |      | 0.0       |      | 0.0       |      | <0.1      | <0.1 | 0.0       |      |         |     |             |
| <i>Coryza canadensis</i>      | 0.3       | 0.1  | 0.4       | 0.2  | 0.1       | <0.1 | 0.0       |      | 0.0       |      |         |     | 0.142 0.803 |
| <i>Cornus florida</i>         | 0.0       |      | <0.1      | <0.1 | 0.0       |      | 0.0       |      | 0.0       |      |         |     |             |
| <i>Crataegus aestivalis</i>   | <0.1      | <0.1 | 0.0       |      | 0.0       |      | 0.0       |      | 0.0       |      |         |     |             |
| <i>Crataegus flava</i>        | 0.0       |      | <0.1      | <0.1 | 0.0       |      | 0.0       |      | 0.0       |      |         |     |             |
| <i>Crataegus marshallii</i>   | 0.0       |      | <0.1      | <0.1 | 0.0       |      | 0.0       |      | 0.0       |      |         |     |             |
| <i>Diospyros virginiana</i>   | 0.5       | 0.1  | <0.1      | <0.1 | <0.1      | <0.1 | <0.1      | <0.1 | <0.1      | <0.1 |         |     |             |
| <i>Hypericum drummondii</i>   | 0.0       |      | 0.0       |      | <0.1      | <0.1 | 0.0       |      | 0.0       |      |         |     |             |
| <i>Hypericum gentianoides</i> | <0.1      | <0.1 | 0.2       | <0.1 | 0.1       | <0.1 | 0.0       |      | 0.0       |      |         |     |             |
| <i>Hypericum hypericoides</i> | <0.1      | <0.1 | <0.1      | <0.1 | <0.1      | <0.1 | 0.1       | <0.1 | <0.1      | <0.1 |         |     | 0.691 0.855 |
| <i>Hypericum mutilum</i>      | 0.0       |      | 0.0       |      | 0.0       |      | <0.1      | <0.1 | 0.0       |      |         |     |             |
| <i>Hypericum stragalum</i>    | <0.1      | <0.1 | <0.1      | <0.1 | 0.2       | <0.1 | 0.0       |      | 0.0       |      |         |     |             |
| <i>Ilex coriacea</i>          | <0.1      | <0.1 | 0.3       | 0.2  | 0.0       |      | 0.0       |      | 0.0       |      |         |     |             |
| <i>Ilex glabra</i>            | 0.3       | 0.3  | <0.1      | <0.1 | 0.0       |      | 0.0       |      | 0.0       |      |         |     |             |
| <i>Ilex vomitoria</i>         | 0.4 A     | 0.1  | 0.4 A     | 0.1  | <0.1 A    | <0.1 | <0.1 A    | <0.1 | 0.3 A     | 0.3  |         |     | 0.039 0.043 |
| <i>Ligustrum sinense</i>      | 0.2       | 0.1  | 0.0       |      | 0.0       |      | 0.0       |      | 0.0       |      |         |     |             |

Table C.1. Continued.

| Species                        | Treatment |      |           |      |           |      |           |      |           |        | P-value |     |             |
|--------------------------------|-----------|------|-----------|------|-----------|------|-----------|------|-----------|--------|---------|-----|-------------|
|                                | 1         |      | 2         |      | 3         |      | 4         |      | 5         |        | Yr      | Trt | Yr*trt      |
|                                | $\bar{x}$ | SE   | $\bar{x}$ | SE   | $\bar{x}$ | SE   | $\bar{x}$ | SE   | $\bar{x}$ | SE     |         |     |             |
| <i>Liquidambar styraciflua</i> | 0.3       | 0.1  | 0.2       | 0.1  | 0.0       | 0.0  | 0.0       | 0.0  | 0.0       | 0.0    |         |     |             |
| <i>Magnolia virginiana</i>     | <0.1      | <0.1 | 0.0       | 0.0  | 0.0       | 0.0  | 0.0       | 0.0  | <0.1      | <0.1   |         |     |             |
| <i>Myrica cerifera</i>         | 0.2 A     | <0.1 | <0.1 A    | <0.1 | <0.1 A    | <0.1 | 0.1 A     | <0.1 | <0.1      | <0.1 A |         |     | 0.030 0.201 |
| <i>Pinus palustris</i>         | <0.1      | <0.1 | 0.0       | 0.0  | 0.0       | 0.0  | 0.0       | 0.0  | 0.0       | 0.0    |         |     |             |
| <i>Pinus taeda</i>             | 0.7       | 0.1  | 0.9       | 0.1  | 0.8       | 0.2  | 1.0       | 0.1  | 0.8       | 0.1    |         |     | 0.343 0.682 |
| <i>Prunus angustifolia</i>     | 0.0       | <0.1 | 0.0       | 0.0  | 0.0       | 0.0  | 0.0       | 0.0  | 0.0       | 0.0    |         |     |             |
| <i>Prunus serotina</i>         | <0.1      | <0.1 | 0.1       | 0.1  | 0.0       | 0.0  | <0.1      | <0.1 | <0.1      | <0.1   |         |     |             |
| <i>Quercus falcata</i>         | 0.0       | 0.1  | 0.1       | 0.1  | <0.1      | <0.1 | <0.1      | <0.1 | <0.1      | <0.1   |         |     |             |
| <i>Quercus marilandica</i>     | 0.3       | 0.1  | <0.1      | <0.1 | <0.1      | <0.1 | <0.1      | <0.1 | <0.1      | <0.1   |         |     |             |
| <i>Quercus nigra</i>           | 0.1       | <0.1 | <0.1      | <0.1 | 0.0       | 0.0  | 0.0       | 0.0  | <0.1      | <0.1   |         |     |             |
| <i>Quercus pagodifolia</i>     | 0.0       | 0.0  | 0.0       | 0.0  | 0.0       | 0.0  | 0.0       | 0.0  | 0.0       | 0.0    |         |     |             |
| <i>Quercus phellos</i>         | 0.0       | 0.0  | 0.0       | 0.0  | 0.0       | 0.0  | 0.0       | 0.0  | 0.0       | 0.0    |         |     |             |
| <i>Quercus virginiana</i>      | <0.1      | <0.1 | 0.0       | 0.0  | <0.1      | <0.1 | 0.0       | <0.1 | 0.0       | 0.0    |         |     |             |
| <i>Rhus copallina</i>          | 1.7       | 0.7  | 0.0       | 0.0  | 0.1       | 0.1  | 0.0       | 0.0  | 0.0       | 0.0    |         |     |             |
| <i>Salix nigra</i>             | 0.0       | 0.0  | 0.0       | 0.0  | 0.0       | 0.0  | 0.0       | 0.0  | 0.0       | 0.0    |         |     |             |
| <i>Sambucus canadensis</i>     | 0.0       | 0.0  | 0.0       | 0.0  | 0.0       | 0.0  | 0.0       | 0.0  | 0.0       | 0.0    |         |     |             |
| <i>Sassafras albidum</i>       | <0.1      | <0.1 | 0.0       | 0.0  | 0.0       | 0.0  | 0.0       | 0.0  | 0.0       | 0.0    |         |     |             |
| <i>Vaccinium arboreum</i>      | 0.8       | 0.2  | 0.0       | 0.0  | 0.0       | 0.0  | 0.0       | 0.0  | 0.0       | 0.0    |         |     |             |
| <i>Vaccinium ellottii</i>      | <0.1      | <0.1 | 0.0       | 0.0  | <0.1      | <0.1 | <0.1      | <0.1 | <0.1      | <0.1   |         |     | 0.096 0.181 |
| <i>Vaccinium stamineum</i>     | <0.1      | <0.1 | <0.1      | <0.1 | 0.0       | 0.0  | 0.0       | 0.0  | 0.0       | 0.0    |         |     |             |
| Other                          |           |      |           |      |           |      |           |      |           |        |         |     |             |
| Bare ground                    | 14.7      | 1.9  | 2.1       | 0.5  | 14.4      | 1.4  | 22.4      | 2.4  | 22.2      | 2.5    |         |     |             |
| Debris                         | 44.0      | 1.9  | 58.7      | 4.0  | 58.9      | 2.7  | 70.9      | 2.3  | 72.4      | 2.4    |         |     |             |
| Standing debris                | <0.1      | <0.1 | 0.8       | 0.3  | 0.0       | 0.0  | 0.0       | 0.0  | 0.2       | 0.1    |         |     |             |
| 2003                           |           |      |           |      |           |      |           |      |           |        |         |     |             |
| Fern                           |           |      |           |      |           |      |           |      |           |        |         |     |             |
| <i>Lygodium japonicum</i>      | 0.0       | 0.0  | 0.0       | 0.0  | <0.1      | <0.1 | 0.0       | <0.1 | 0.0       | 0.0    |         |     |             |
| <i>Osmunda regalis</i>         | 0.0       | <0.1 | <0.1      | <0.1 | 0.0       | 0.0  | 0.0       | 0.0  | 0.0       | 0.0    |         |     |             |
| <i>Pteridium aquilinum</i>     | 0.0       | 0.2  | 0.2       | 0.2  | 0.2       | 0.2  | 0.0       | 0.2  | 0.0       | 0.0    |         |     |             |

Table C.1. Continued.

| Species                         | Treatment |      |           |      |           |      |           |      |           |      | P-value |       |        |
|---------------------------------|-----------|------|-----------|------|-----------|------|-----------|------|-----------|------|---------|-------|--------|
|                                 | 1         |      | 2         |      | 3         |      | 4         |      | 5         |      | Yr      | Irt   | Yr*irt |
|                                 | $\bar{x}$ | SE   | $\bar{x}$ | SE   | $\bar{x}$ | SE   | $\bar{x}$ | SE   | $\bar{x}$ | SE   |         |       |        |
| Forb (legume)                   | <0.1      | <0.1 | 0.0       | <0.1 | <0.1      | <0.1 | 0.2       | <0.1 | 0.2       | 0.0  |         |       |        |
| <i>Centrosema virginianum</i>   | 0.0       | <0.1 | 0.0       | <0.1 | <0.1      | <0.1 | 0.0       | <0.1 | 0.2       | 0.0  |         |       |        |
| <i>Chamaecrista fasciculata</i> | 0.0       | <0.1 | 0.0       | <0.1 | <0.1      | <0.1 | 0.0       | <0.1 | 0.2       | 0.0  |         |       |        |
| <i>Chamaecrista procumbens</i>  | <0.1      | <0.1 | 0.2       | <0.1 | <0.1      | <0.1 | 0.7       | <0.1 | 0.2       | 0.3  | 0.1     |       |        |
| <i>Desmodium ciliare</i>        | 0.0       | <0.1 | <0.1      | <0.1 | <0.1      | <0.1 | 0.0       | <0.1 | <0.1      | 0.0  |         |       |        |
| <i>Desmodium nuttallii</i>      | 0.2       | 0.1  | <0.1      | <0.1 | <0.1      | <0.1 | 0.1       | <0.1 | <0.1      | 0.0  |         |       |        |
| <i>Desmodium rotundifolium</i>  | 0.3       | 0.2  | 0.2       | <0.1 | <0.1      | <0.1 | 0.5       | <0.1 | 0.2       | 0.1  | 0.1     |       |        |
| <i>Desmodium tortuosum</i>      | <0.1      | <0.1 | <0.1      | <0.1 | <0.1      | <0.1 | 0.1       | <0.1 | <0.1      | <0.1 | <0.1    |       |        |
| <i>Indigofera caroliniana</i>   | <0.1      | <0.1 | <0.1      | <0.1 | <0.1      | <0.1 | 0.0       | <0.1 | <0.1      | 0.0  |         |       |        |
| <i>Lespedeza capitata</i>       | 0.4       | 0.2  | <0.1      | <0.1 | <0.1      | <0.1 | 0.0       | <0.1 | <0.1      | <0.1 | <0.1    |       |        |
| <i>Lespedeza cuneata</i>        | <0.1      | <0.1 | <0.1      | <0.1 | <0.1      | <0.1 | 0.6       | <0.1 | 0.2       | <0.1 | <0.1    | 0.021 | 0.121  |
| <i>Lespedeza repens</i>         | 0.0       | <0.1 | 0.0       | <0.1 | <0.1      | <0.1 | 0.0       | <0.1 | <0.1      | 0.0  |         |       |        |
| <i>Rhynchosia reniformis</i>    | 0.0       | <0.1 | 0.0       | <0.1 | <0.1      | <0.1 | 0.0       | <0.1 | <0.1      | 0.0  |         |       |        |
| <i>Tephrosia virginiana</i>     | <0.1      | <0.1 | <0.1      | <0.1 | <0.1      | <0.1 | <0.1      | <0.1 | <0.1      | <0.1 | <0.1    | 0.157 | 0.524  |
| Forb (non-legume)               | 0.9       | 0.3  | 0.2       | <0.1 | <0.1      | <0.1 | 0.8       | 0.3  | <0.1      | 0.0  |         | 0.045 | 0.208  |
| <i>Acalypha gracilens</i>       | 0.1       | <0.1 | <0.1      | <0.1 | <0.1      | <0.1 | 0.0       | <0.1 | <0.1      | 0.0  |         |       |        |
| <i>Ambrosia artemisiifolia</i>  | 0.3       | 0.2  | <0.1      | <0.1 | <0.1      | <0.1 | <0.1      | <0.1 | <0.1      | 0.0  |         |       |        |
| <i>Aster adnatus</i>            | 0.1       | <0.1 | <0.1      | <0.1 | <0.1      | <0.1 | 0.2       | <0.1 | <0.1      | 0.0  |         |       |        |
| <i>Aster dumosus</i>            | <0.1      | <0.1 | <0.1      | <0.1 | <0.1      | <0.1 | 0.0       | <0.1 | 0.1       | 0.0  |         |       |        |
| <i>Aster patens</i>             | 0.1       | <0.1 | <0.1      | <0.1 | <0.1      | <0.1 | 0.0       | <0.1 | <0.1      | 0.0  |         |       |        |
| <i>Carduus spinosissimus</i>    | 0.1       | <0.1 | 0.1       | <0.1 | <0.1      | <0.1 | <0.1      | <0.1 | <0.1      | <0.1 | <0.1    |       |        |
| <i>Chrysopsis graminifolia</i>  | 0.0       | <0.1 | 0.0       | <0.1 | <0.1      | <0.1 | 0.0       | <0.1 | <0.1      | 0.0  |         |       |        |
| <i>Cnidocolus stimulosus</i>    | 0.0       | <0.1 | 0.0       | <0.1 | <0.1      | <0.1 | 0.0       | <0.1 | <0.1      | 0.0  |         |       |        |
| <i>Coreopsis major</i>          | 0.0       | <0.1 | 0.0       | <0.1 | <0.1      | <0.1 | 0.0       | <0.1 | <0.1      | 0.0  |         |       |        |
| <i>Crotalaria sagittalis</i>    | 0.0       | <0.1 | 0.0       | <0.1 | <0.1      | <0.1 | 0.0       | <0.1 | <0.1      | 0.0  |         |       |        |
| <i>Croton capitatus</i>         | <0.1      | <0.1 | <0.1      | <0.1 | <0.1      | <0.1 | <0.1      | <0.1 | <0.1      | <0.1 | <0.1    |       |        |
| <i>Cynoctonum mitreola</i>      | 0.0       | <0.1 | 0.0       | <0.1 | <0.1      | <0.1 | 0.1       | 0.1  | 0.1       | 0.0  |         |       |        |
| <i>Diodia teres</i>             | 0.2       | <0.1 | <0.1      | <0.1 | <0.1      | <0.1 | 0.1       | <0.1 | <0.1      | <0.1 | <0.1    |       |        |
| <i>Diodia virginiana</i>        | 0.4       | 0.1  | 0.4       | 0.2  | <0.1      | <0.1 | 0.1       | <0.1 | <0.1      | <0.1 | <0.1    |       |        |

Table C.1. Continued.

| Species                         | Treatment |      |  |           |      |  |           |      |  |           |      |  | P-value   |      |  |       |       |        |
|---------------------------------|-----------|------|--|-----------|------|--|-----------|------|--|-----------|------|--|-----------|------|--|-------|-------|--------|
|                                 | 1         |      |  | 2         |      |  | 3         |      |  | 4         |      |  | 5         |      |  | Yr    | Trt   | Yr*Trt |
|                                 | $\bar{x}$ | SE   |  | $\bar{x}$ | SE   |  | $\bar{x}$ | SE   |  | $\bar{x}$ | SE   |  | $\bar{x}$ | SE   |  |       |       |        |
| <i>Elephantopus tomentosus</i>  | 0.0       |      |  | 0.0       |      |  | 0.0       |      |  | 0.0       |      |  | 0.0       |      |  |       |       |        |
| <i>Erechtites hieracifolia</i>  | 2.7 AB    | 0.5  |  | 4.4 A     | 0.7  |  | 1.0 BC    | 0.2  |  | 3.8 A     | 0.9  |  | <0.1 C    | <0.1 |  | 0.821 | 0.002 |        |
| <i>Erigeron strigosus</i>       | 0.0       |      |  | 0.0       |      |  | 0.0       |      |  | <0.1      |      |  | <0.1      |      |  |       |       |        |
| <i>Eupatorium album</i>         | 0.5       | 0.2  |  | 0.3       | 0.1  |  | 0.3       | <0.1 |  | <0.1      |      |  | <0.1      | <0.1 |  |       |       |        |
| <i>Eupatorium capillifolium</i> | 2.0 AC    | 0.5  |  | 10.5 B    | 1.6  |  | 6.1 AB    | 1.3  |  | 5.2 ABC   | 1.1  |  | 0.2 C     | 0.1  |  | 0.009 | 0.049 |        |
| <i>Eupatorium perfoliatum</i>   | 0.0       |      |  | 0.0       |      |  | 0.0       |      |  | 0.0       |      |  | 0.0       |      |  |       |       |        |
| <i>Eupatorium rotundifolium</i> | 0.0       |      |  | 0.0       |      |  | 0.0       |      |  | 0.0       |      |  | 0.0       |      |  |       |       |        |
| <i>Eupatorium semiserratum</i>  | 0.0       |      |  | <0.1      |      |  | <0.1      | <0.1 |  | <0.1      |      |  | <0.1      |      |  |       |       |        |
| <i>Eupatorium serotinum</i>     | <0.1      | <0.1 |  | 0.2       | <0.1 |  | <0.1      | <0.1 |  | <0.1      |      |  | <0.1      | <0.1 |  |       |       |        |
| <i>Euphorbia corollata</i>      | 0.6       | 0.3  |  | <0.1      | <0.1 |  | 0.4       | 0.2  |  | 0.2       |      |  | <0.1      | 0.2  |  | 0.442 | 0.622 |        |
| <i>Euthamia tenuifolia</i>      | 5.2       | 1.0  |  | 2.9       | 0.6  |  | 5.5       | 1.0  |  | 3.2       | 0.6  |  | 0.3       | 0.1  |  | 0.003 | 0.050 |        |
| <i>Galium circaeans</i>         | <0.1      | <0.1 |  | <0.1      | <0.1 |  | <0.1      | <0.1 |  | 0.1       | <0.1 |  | 0.0       |      |  |       |       |        |
| <i>Galium pilosum</i>           | 0.0       |      |  | 0.0       |      |  | 0.0       |      |  | 0.0       |      |  | 0.0       |      |  |       |       |        |
| <i>Gnaphalium falcatum</i>      | 0.5       | 0.2  |  | 0.6       | 0.1  |  | 0.5       | <0.1 |  | 0.7       | 0.1  |  | <0.1      | <0.1 |  | 0.132 | 0.252 |        |
| <i>Helianthus hirsutus</i>      | 0.0       |      |  | 0.0       |      |  | 0.0       |      |  | 0.0       |      |  | 0.0       |      |  |       |       |        |
| <i>Heterotheca graminifolia</i> | 0.0       |      |  | 0.0       |      |  | 0.0       |      |  | 0.0       |      |  | 0.0       |      |  |       |       |        |
| <i>Hibiscus aculeatus</i>       | 0.2       | 0.2  |  | 0.0       |      |  | 0.0       |      |  | 0.0       |      |  | 0.0       |      |  |       |       |        |
| <i>Hieracium gronovii</i>       | 0.0       |      |  | 0.0       |      |  | 0.0       |      |  | 0.0       |      |  | 0.0       |      |  |       |       |        |
| <i>Lactuca canadensis</i>       | 0.1       | <0.1 |  | 0.0       |      |  | 0.1       | <0.1 |  | <0.1      |      |  | 0.0       |      |  |       |       |        |
| <i>Lactuca floridana</i>        | 0.0       |      |  | 0.0       |      |  | 0.0       |      |  | 0.0       |      |  | 0.0       |      |  |       |       |        |
| <i>Lechea leggettii</i>         | 0.0       |      |  | 0.0       |      |  | 0.0       |      |  | 0.0       |      |  | 0.0       |      |  |       |       |        |
| <i>Lechea patula</i>            | <0.1      | <0.1 |  | <0.1      | <0.1 |  | <0.1      | <0.1 |  | <0.1      |      |  | 0.0       |      |  |       |       |        |
| <i>Lechea tenuifolia</i>        | 0.2       | 0.1  |  | <0.1      | <0.1 |  | 0.0       |      |  | <0.1      |      |  | 0.0       |      |  |       |       |        |
| <i>Lechea villosa</i>           | 0.0       |      |  | 0.0       |      |  | 0.0       |      |  | <0.1      |      |  | 0.0       |      |  |       |       |        |
| <i>Linum medium</i>             | 0.0       |      |  | 0.0       |      |  | 0.0       |      |  | 0.0       |      |  | 0.0       |      |  |       |       |        |
| <i>Ludwigia glandulosa</i>      | 0.0       |      |  | 0.1       | <0.1 |  | 0.0       |      |  | 0.0       |      |  | 0.0       |      |  |       |       |        |
| <i>Mecardonia acuminata</i>     | 0.2       | <0.1 |  | 0.1       | <0.1 |  | 0.1       | <0.1 |  | <0.1      |      |  | <0.1      | <0.1 |  |       |       |        |
| <i>Mimosa quadrivalvis</i>      | 0.2       | 0.2  |  | 0.0       |      |  | <0.1      | <0.1 |  | 0.6       | 0.4  |  | <0.1      | <0.1 |  |       |       |        |
| <i>Mitchella repens</i>         | 0.0       |      |  | <0.1      | <0.1 |  | 0.0       |      |  | 0.0       |      |  | 0.0       |      |  |       |       |        |



Table C.1. Continued.

| Species                           | Treatment |      |  |           |      |  |           |      |  |           |      |  |           |      |  | P-value      |       |        |
|-----------------------------------|-----------|------|--|-----------|------|--|-----------|------|--|-----------|------|--|-----------|------|--|--------------|-------|--------|
|                                   | 1         |      |  | 2         |      |  | 3         |      |  | 4         |      |  | 5         |      |  | Yr           | Trt   | Yr*Trt |
|                                   | $\bar{x}$ | SE   |  | $\bar{x}$ | SE   |  | $\bar{x}$ | SE   |  | $\bar{x}$ | SE   |  | $\bar{x}$ | SE   |  |              |       |        |
| <i>Viola lanceolata</i>           | 0.4       | 0.1  |  | 0.8       | 0.3  |  | 0.2       | <0.1 |  | 0.3       | 0.1  |  | 0.3       | 0.1  |  |              |       |        |
| <i>Viola palmata</i>              | <0.1      | <0.1 |  | <0.1      | <0.1 |  | 0.2       | 0.1  |  | 0.0       |      |  | 0.0       |      |  |              |       |        |
| Grass                             |           |      |  |           |      |  |           |      |  |           |      |  |           |      |  |              |       |        |
| <i>Andropogon virginicus</i>      | 14.7      | 2.0  |  | 12.6      | 1.7  |  | 6.1       | 1.1  |  | 4.5       | 0.7  |  | 7.4       | 1.2  |  | $\leq 0.001$ | 0.057 |        |
| <i>Aristida</i> spp.              | 0.2       | <0.1 |  | 1.9       | 0.6  |  | 0.7       | 0.2  |  | 1.2       | 0.5  |  | 0.6       | 0.3  |  | 0.049        | 0.452 |        |
| <i>Chasmanthium sessiliflorum</i> | 0.1       | <0.1 |  | <0.1      | <0.1 |  | 0.2       | 0.1  |  | 0.0       |      |  | 0.0       |      |  |              |       |        |
| <i>Dicanthelium aciculare</i>     | 0.3       | 0.2  |  | <0.1      | <0.1 |  | 0.0       | 0.1  |  | 0.5       | 0.2  |  | <0.1      | <0.1 |  |              |       |        |
| <i>Dicanthelium acuminatum</i>    | 2.4       | 0.5  |  | 5.2       | 1.4  |  | 7.1       | 1.1  |  | 4.7       | 1.0  |  | 0.9       | 0.2  |  | $\leq 0.001$ | 0.156 |        |
| <i>Dicanthelium commutatum</i>    | 3.6 AC    | 1.1  |  | 1.3 AB    | 0.4  |  | 1.8 AB    | 0.4  |  | 1.7 AB    | 0.4  |  | 0.1 B     | <0.1 |  | 0.212        | 0.040 |        |
| <i>Dicanthelium leucothrix</i>    | 0.0       |      |  | 0.0       |      |  | 0.0       |      |  | 0.0       |      |  | 0.0       |      |  |              |       |        |
| <i>Dicanthelium ovale</i>         | 0.0       |      |  | 0.0       |      |  | <0.1      | <0.1 |  | 0.0       |      |  | 0.0       |      |  |              |       |        |
| <i>Dicanthelium scoparium</i>     | 0.5       | 0.2  |  | 0.2       | 0.1  |  | 0.2       | 0.2  |  | 0.4       | 0.2  |  | <0.1      | <0.1 |  |              |       |        |
| <i>Dicanthelium sphaerocarpon</i> | 0.0       |      |  | 0.0       |      |  | 0.0       |      |  | 0.0       |      |  | 0.0       |      |  |              |       |        |
| <i>Imperata cylindrica</i>        | 0.4       | 0.4  |  | 1.2       | 1.2  |  | 0.1       | 0.1  |  | 0.0       |      |  | 0.0       |      |  |              |       |        |
| <i>Panicum anceps</i>             | 0.0       |      |  | 0.0       |      |  | <0.1      | <0.1 |  | 0.0       |      |  | 0.0       |      |  |              |       |        |
| <i>Paspalum boscianum</i>         | 0.0       |      |  | 0.0       |      |  | 0.0       |      |  | 0.0       |      |  | 0.0       |      |  |              |       |        |
| <i>Paspalum notatum</i>           | 0.0       |      |  | <0.1      | <0.1 |  | 0.2       | 0.1  |  | 0.2       | <0.1 |  | 0.0       |      |  |              |       |        |
| <i>Paspalum plicatulum</i>        | 0.4       | 0.2  |  | 0.3       | 0.1  |  | 0.0       |      |  | <0.1      | <0.1 |  | 0.0       |      |  |              |       |        |
| <i>Paspalum setaceum</i>          | 0.0       |      |  | 0.0       |      |  | 0.0       |      |  | 0.0       |      |  | 0.0       |      |  |              |       |        |
| <i>Setaria pumilia</i>            | 0.0       |      |  | 0.0       |      |  | 0.0       |      |  | 0.0       |      |  | 0.0       |      |  |              |       |        |
| <i>Xyris</i> spp.                 | <0.1      | <0.1 |  | 0.0       |      |  | <0.1      | <0.1 |  | <0.1      | <0.1 |  | <0.1      | <0.1 |  |              |       |        |
| Grasslike                         |           |      |  |           |      |  |           |      |  |           |      |  |           |      |  |              |       |        |
| <i>Carex albolutescens</i>        | 0.6       | 0.3  |  | 1.6       | 0.6  |  | 0.5       | 0.2  |  | 0.4       | 0.2  |  | <0.1      | <0.1 |  | 0.549        | 0.256 |        |
| <i>Carex lurida</i>               | 0.0       |      |  | 0.5       | 0.5  |  | 0.0       |      |  | <0.1      | <0.1 |  | 0.0       |      |  |              |       |        |
| <i>Cyperus filiculmis</i>         | 0.0       |      |  | 0.0       |      |  | 0.0       |      |  | <0.1      | <0.1 |  | 0.0       |      |  |              |       |        |
| <i>Cyperus ovularis</i>           | 0.0       |      |  | 0.0       |      |  | 0.0       |      |  | 0.0       |      |  | 0.0       |      |  |              |       |        |
| <i>Cyperus pseudovegetus</i>      | 0.1       | <0.1 |  | 0.1       | <0.1 |  | <0.1      | <0.1 |  | <0.1      | <0.1 |  | 0.0       |      |  |              |       |        |
| <i>Juncus marginatus</i>          | <0.1      | <0.1 |  | 2.0       | 0.7  |  | 0.2       | 0.1  |  | 1.1       | 0.3  |  | 0.0       |      |  |              |       |        |
| <i>Juncus polycephalus</i>        | <0.1      | <0.1 |  | 0.1       | <0.1 |  | <0.1      | <0.1 |  | 0.6       | 0.3  |  | <0.1      | <0.1 |  |              |       |        |



Table C.1. Continued.

| Species                        | Treatment |      |           |      |           |      |           |      |           |      |              |       | P-value   |    |    |     |     |
|--------------------------------|-----------|------|-----------|------|-----------|------|-----------|------|-----------|------|--------------|-------|-----------|----|----|-----|-----|
|                                | 1         |      |           | 2    |           |      | 3         |      |           | 4    |              |       | 5         |    |    | Yr  | Trt |
|                                | $\bar{x}$ | SE   | $\bar{x}$ | SE   | $\bar{x}$ | SE   | $\bar{x}$ | SE   | $\bar{x}$ | SE   | $\bar{x}$    | SE    | $\bar{x}$ | SE | Yr | Trt |     |
| <i>Aleurites fordii</i>        | 0.7       | 0.3  | 0.2       | <0.1 | 2.0       | 0.8  | 0.7       | 0.4  | 0.5       | 0.2  | 0.201        | 0.470 |           |    |    |     |     |
| <i>Aralia spinosa</i>          | 0.0       |      | 0.0       | <0.1 | <0.1      | <0.1 | 0.0       |      | 0.0       |      |              |       |           |    |    |     |     |
| <i>Baccharis halimifolia</i>   | 1.7       | 0.6  | 1.5       | 0.4  | 1.2       | 0.3  | 1.1       | 0.3  | 0.4       | 0.2  | 0.008        | 0.557 |           |    |    |     |     |
| <i>Calliandra americana</i>    | 3.0       | 0.7  | 1.7       | 0.5  | 2.1       | 0.5  | 2.2       | 0.6  | 0.4       | 0.1  | $\leq 0.001$ | 0.195 |           |    |    |     |     |
| <i>Carya tomentosa</i>         | 0.1       | <0.1 | <0.1      | <0.1 | 0.0       |      | <0.1      | <0.1 | <0.1      | <0.1 |              |       |           |    |    |     |     |
| <i>Celtis laevigata</i>        | 0.0       |      | 0.0       |      | 0.0       |      | 0.0       |      | 0.0       |      |              |       |           |    |    |     |     |
| <i>Conyza canadensis</i>       | 0.7       | 0.2  | 0.3       | 0.1  | 0.5       | 0.2  | 0.1       | 0.1  | 0.0       | 0.0  | 0.290        | 0.142 |           |    |    |     |     |
| <i>Cornus florida</i>          | 0.0       |      | 0.4       | 0.2  | <0.1      | <0.1 | 0.0       |      | 0.0       |      |              |       |           |    |    |     |     |
| <i>Crataegus aestivalis</i>    | 0.1       | <0.1 | 0.2       | <0.1 | <0.1      | <0.1 | 0.1       | 0.1  | 0.0       |      |              |       |           |    |    |     |     |
| <i>Crataegus flava</i>         | 0.0       |      | 0.0       |      | 0.0       |      | 0.0       |      | 0.0       |      |              |       |           |    |    |     |     |
| <i>Crataegus marshallii</i>    | 0.0       |      | 0.0       |      | 0.0       |      | 0.0       |      | 0.0       |      |              |       |           |    |    |     |     |
| <i>Diospyros virginiana</i>    | 1.9       | 0.4  | <0.1      | <0.1 | <0.1      | <0.1 | 0.3       | 0.2  | 0.2       | 0.1  |              |       |           |    |    |     |     |
| <i>Hypericum drummondii</i>    | 0.0       |      | 0.0       |      | 0.0       |      | 0.0       |      | 0.0       |      |              |       |           |    |    |     |     |
| <i>Hypericum gentianoides</i>  | <0.1      | <0.1 | <0.1      | <0.1 | <0.1      | <0.1 | <0.1      | <0.1 | <0.1      | <0.1 |              |       |           |    |    |     |     |
| <i>Hypericum hypericoides</i>  | 1.3       | 0.4  | 1.1       | 0.3  | 1.5       | 0.4  | 1.8       | 0.4  | 0.8       | 0.3  | $\leq 0.001$ | 0.691 |           |    |    |     |     |
| <i>Hypericum mutilum</i>       | 0.0       |      | 0.0       |      | 0.0       |      | 0.0       |      | 0.0       |      |              |       |           |    |    |     |     |
| <i>Hypericum stragalum</i>     | 0.0       |      | 0.0       |      | 0.0       |      | 0.0       |      | 0.0       |      |              |       |           |    |    |     |     |
| <i>Ilex coriacea</i>           | 0.0       |      | 0.0       |      | 0.0       |      | 0.0       |      | 0.0       |      |              |       |           |    |    |     |     |
| <i>Ilex glabra</i>             | 0.4       | 0.2  | 0.1       | 0.1  | 0.0       |      | 0.0       |      | <0.1      | <0.1 |              |       |           |    |    |     |     |
| <i>Ilex vomitoria</i>          | 0.5 A     | 0.1  | 1.6 B     | 0.5  | 0.2 A     | <0.1 | 0.5 A     | 0.2  | 0.1 A     | <0.1 | 0.015        | 0.039 |           |    |    |     |     |
| <i>Ligustrum sinense</i>       | <0.1      | <0.1 | 0.0       |      | 0.0       |      | 0.0       |      | 0.0       |      |              |       |           |    |    |     |     |
| <i>Liquidambar styraciflua</i> | 1.6       | 0.6  | 0.6       | 0.2  | <0.1      | <0.1 | 0.0       |      | <0.1      | <0.1 |              |       |           |    |    |     |     |
| <i>Magnolia virginiana</i>     | 0.0       |      | <0.1      | <0.1 | 0.0       |      | 0.0       |      | 0.0       |      |              |       |           |    |    |     |     |
| <i>Myrica cerifera</i>         | 0.9 A     | 0.2  | 0.7 AC    | 0.2  | 0.2 BC    | 0.2  | 0.2 BC    | 0.1  | 0.1 B     | <0.1 | 0.004        | 0.030 |           |    |    |     |     |
| <i>Pinus palustris</i>         | <0.1      | <0.1 | 0.2       | 0.1  | 0.0       |      | <0.1      | <0.1 | 0.0       |      |              |       |           |    |    |     |     |
| <i>Pinus taeda</i>             | 5.0       | 0.7  | 4.3       | 0.5  | 5.8       | 0.8  | 7.1       | 1.4  | 4.7       | 0.8  | $\leq 0.001$ | 0.343 |           |    |    |     |     |
| <i>Prunus angustifolia</i>     | <0.1      | <0.1 | 0.0       |      | 0.2       |      | 0.0       |      | 0.0       |      |              |       |           |    |    |     |     |
| <i>Prunus serotina</i>         | 0.0       |      | <0.1      | <0.1 | <0.1      | <0.1 | 0.0       |      | <0.1      | <0.1 |              |       |           |    |    |     |     |
| <i>Quercus falcata</i>         | 0.0       |      | 0.2       | 0.2  | 0.1       | 0.1  | 0.0       |      | 0.0       |      |              |       |           |    |    |     |     |



Table C.1. Continued.

| Species                    | Treatment |      |           |      |           |      |           |      |           |      | P-value |       |        |
|----------------------------|-----------|------|-----------|------|-----------|------|-----------|------|-----------|------|---------|-------|--------|
|                            | 1         |      | 2         |      | 3         |      | 4         |      | 5         |      | Yr      | Trt   | Yr*Trt |
|                            | $\bar{x}$ | SE   | $\bar{x}$ | SE   | $\bar{x}$ | SE   | $\bar{x}$ | SE   | $\bar{x}$ | SE   |         |       |        |
| <i>Quercus marilandica</i> | 0.2       | <0.1 | <0.1      | <0.1 | 0.0       | <0.1 | 0.2       | <0.1 | <0.1      | <0.1 | <0.1    |       |        |
| <i>Quercus nigra</i>       | 0.0       | <0.1 | 0.1       | <0.1 | <0.1      | <0.1 | 0.0       | <0.1 | <0.1      | <0.1 | <0.1    |       |        |
| <i>Quercus pagodifolia</i> | <0.1      | <0.1 | 0.3       | 0.1  | <0.1      | <0.1 | 0.1       | <0.1 | <0.1      | <0.1 | <0.1    |       |        |
| <i>Quercus phellos</i>     | 0.3       | 0.1  | <0.1      | <0.1 | 0.0       | <0.1 | 0.0       | <0.1 | <0.1      | <0.1 | <0.1    |       |        |
| <i>Quercus virginiana</i>  | 0.0       | <0.1 | 0.0       | <0.1 | 0.0       | <0.1 | 0.1       | 0.1  | 0.0       | 0.0  | <0.1    |       |        |
| <i>Rhus copallina</i>      | 2.6       | 0.6  | <0.1      | <0.1 | 0.4       | 0.2  | <0.1      | <0.1 | <0.1      | <0.1 | <0.1    |       |        |
| <i>Salix nigra</i>         | <0.1      | <0.1 | 0.0       | <0.1 | <0.1      | <0.1 | 0.0       | <0.1 | 0.0       | 0.0  | <0.1    |       |        |
| <i>Sambucus canadensis</i> | 0.0       | <0.1 | 0.0       | <0.1 | 0.3       | 0.2  | 0.1       | <0.1 | 0.0       | 0.0  | <0.1    |       |        |
| <i>Sassafras albidum</i>   | <0.1      | <0.1 | 0.0       | <0.1 | 0.0       | <0.1 | 0.0       | <0.1 | <0.1      | <0.1 | <0.1    |       |        |
| <i>Vaccinium arboreum</i>  | 1.9       | 0.4  | 0.0       | <0.1 | 0.0       | <0.1 | <0.1      | <0.1 | <0.1      | <0.1 | 0.003   | 0.096 |        |
| <i>Vaccinium ellottii</i>  | 0.0       | <0.1 | 0.0       | <0.1 | <0.1      | <0.1 | <0.1      | <0.1 | <0.1      | <0.1 | <0.1    |       |        |
| <i>Vaccinium stamenium</i> | 0.0       | <0.1 | 0.0       | <0.1 | 0.0       | <0.1 | <0.1      | <0.1 | <0.1      | 0.0  | <0.1    |       |        |
| Other                      |           |      |           |      |           |      |           |      |           |      |         |       |        |
| Bare ground                | 1.1       | 0.5  | 0.2       | <0.1 | 1.7       | 0.6  | 5.7       | 1.2  | 6.9       | 1.5  |         |       |        |
| Debris                     | 13.0      | 2.3  | 22.0      | 2.4  | 14.9      | 2.4  | 19.6      | 1.5  | 65.9      | 3.0  |         |       |        |
| Standing debris            | 0.0       | <0.1 | 0.0       | <0.1 | 0.0       | <0.1 | 0.0       | <0.1 | 0.0       | 0.0  |         |       |        |

<sup>a</sup> Actual means presented; analyses conducted on square-root transformed data; means within rows followed by same letter do not differ ( $P > 0.05$ ).

<sup>b</sup> Within-treatment year effect ( $P \leq 0.001$ ); *Vitis rotundifolia*.

Table C.2. Frequency of occurrence (%)<sup>a</sup> by species for 5 pine plantation management regimes varying from low (1) to high (5) intensity at years 1 and 2 post-treatment (June 2002 and June 2003) in the Mississippi Lower Coastal Plain<sup>b</sup>.

| Species                           | Treatment      |     |                |     |                |     |                |     |           |     | P-value |       |        |
|-----------------------------------|----------------|-----|----------------|-----|----------------|-----|----------------|-----|-----------|-----|---------|-------|--------|
|                                   | 1 <sup>c</sup> |     | 2 <sup>d</sup> |     | 3 <sup>d</sup> |     | 4 <sup>e</sup> |     | 5         |     | Yr      | Trt   | Yr*trt |
|                                   | $\bar{x}$      | SE  | $\bar{x}$      | SE  | $\bar{x}$      | SE  | $\bar{x}$      | SE  | $\bar{x}$ | SE  | Yr      | Trt   | Yr*trt |
| 2002                              |                |     |                |     |                |     |                |     |           |     |         |       |        |
| <i>Acalypha gracilens</i>         | 2.0            | 0.7 | 8.6            | 2.7 | 3.7            | 1.1 | 0.3            | 0.2 | 0.3       | 0.2 |         | 0.555 | 0.491  |
| <i>Acer rubrum</i>                | 0.9            | 0.4 | 0.2            | 0.2 | 0.0            | 0.0 | 0.0            | 0.0 | 0.0       | 0.0 |         |       |        |
| <i>Albizia julibrissin</i>        | 0.0            | 0.0 | 0.1            | 0.1 | 0.0            | 0.0 | 0.0            | 0.0 | 0.2       | 0.2 |         |       |        |
| <i>Alewives fordii</i>            | 1.5            | 0.5 | 1.1            | 0.4 | 2.8            | 0.9 | 2.2            | 0.8 | 2.7       | 0.9 |         | 0.534 | 0.621  |
| <i>Ambrosia artemisitifolia</i>   | 0.8            | 0.3 | 0.4            | 0.2 | 0.3            | 0.3 | 0.0            | 0.0 | 0.0       | 0.0 |         |       |        |
| <i>Andropogon virginicus</i>      | 14.9           | 2.3 | 19.2           | 3.1 | 8.0            | 1.5 | 5.3            | 1.2 | 3.9       | 0.8 |         | 0.055 | 0.402  |
| <i>Aralia spinosa</i>             | 0.0            | 0.0 | 0.0            | 0.0 | 0.1            | 0.1 | 0.0            | 0.0 | 0.0       | 0.0 |         |       |        |
| <i>Aristida</i> spp.              | 1.2            | 0.5 | 2.3            | 1.0 | 1.3            | 0.4 | 0.1            | 0.1 | 0.2       | 0.1 |         | 0.462 | 0.675  |
| <i>Aster adnatus</i>              | 0.1            | 0.1 | 0.0            | 0.0 | 0.0            | 0.0 | 0.0            | 0.0 | 0.0       | 0.0 |         |       |        |
| <i>Aster dumosus</i>              | 1.4            | 0.6 | 0.8            | 0.3 | 0.2            | 0.1 | 0.0            | 0.0 | 0.1       | 0.1 |         |       |        |
| <i>Aster patens</i>               | 0.3            | 0.1 | 1.0            | 0.5 | 0.2            | 0.1 | 0.3            | 0.2 | 0.0       | 0.0 |         |       |        |
| <i>Baccharis halimifolia</i>      | 3.0            | 1.0 | 1.6            | 0.7 | 0.8            | 0.3 | 0.4            | 0.3 | 0.5       | 0.3 |         | 0.440 | 0.864  |
| Bare ground                       | 24.1 AB        | 2.8 | 5.4 B          | 1.1 | 25.2 A         | 2.4 | 33.3 A         | 3.6 | 31.9 A    | 3.7 |         | 0.008 | 0.146  |
| <i>Berchemia scandens</i>         | 0.5            | 0.3 | 0.1            | 0.1 | 0.1            | 0.1 | 0.0            | 0.0 | 0.0       | 0.0 |         |       |        |
| <i>Callitropa americana</i>       | 1.3            | 0.4 | 1.8            | 0.8 | 0.8            | 0.3 | 0.8            | 0.3 | 0.0       | 0.0 |         | 0.218 | 0.382  |
| <i>Campsis radicans</i>           | 3.5            | 1.7 | 0.0            | 0.0 | 0.3            | 0.3 | 0.1            | 0.1 | 0.0       | 0.0 |         |       |        |
| <i>Carduus spinosissimus</i>      | 0.3            | 0.1 | 0.3            | 0.2 | 0.4            | 0.2 | 0.0            | 0.0 | 0.0       | 0.0 |         |       |        |
| <i>Carex albolutescens</i>        | 4.9            | 1.0 | 3.5            | 1.0 | 1.8            | 0.6 | 0.4            | 0.2 | 0.2       | 0.2 |         | 0.159 | 0.727  |
| <i>Carex lurida</i>               | 0.0            | 0.0 | 0.0            | 0.0 | 0.0            | 0.0 | 0.0            | 0.0 | 0.0       | 0.0 |         |       |        |
| <i>Carya tomentosa</i>            | 0.6            | 0.3 | 0.1            | 0.1 | 0.1            | 0.1 | 0.0            | 0.0 | 0.1       | 0.1 |         |       |        |
| <i>Celtis laevigata</i>           | 0.0            | 0.0 | 0.0            | 0.0 | 0.0            | 0.0 | 0.1            | 0.1 | 0.0       | 0.0 |         |       |        |
| <i>Centrosema virginianum</i>     | 0.3            | 0.3 | 0.0            | 0.0 | 0.0            | 0.0 | 0.0            | 0.0 | 0.0       | 0.0 |         |       |        |
| <i>Chamaecrista fasciculata</i>   | 0.0            | 0.0 | 0.1            | 0.1 | 0.0            | 0.0 | 0.0            | 0.0 | 0.0       | 0.0 |         |       |        |
| <i>Chamaecrista procumbens</i>    | 0.0            | 0.0 | 0.1            | 0.1 | 0.0            | 0.0 | 0.0            | 0.0 | 0.0       | 0.0 |         |       |        |
| <i>Chasmanthium sessiliflorum</i> | 0.2            | 0.1 | 1.7            | 0.8 | 0.0            | 0.0 | 0.0            | 0.0 | 0.1       | 0.1 |         |       |        |
| <i>Chrysopsis graminifolia</i>    | 0.0            | 0.0 | 0.0            | 0.0 | 0.0            | 0.0 | 0.0            | 0.0 | 0.0       | 0.0 |         |       |        |

Table C.2. Continued.

| Species                           | Treatment      |     |      |                |      |     |                |     |      |                |      |     | P-value   |        |     |     |       |        |
|-----------------------------------|----------------|-----|------|----------------|------|-----|----------------|-----|------|----------------|------|-----|-----------|--------|-----|-----|-------|--------|
|                                   | 1 <sup>c</sup> |     |      | 2 <sup>d</sup> |      |     | 3 <sup>d</sup> |     |      | 4 <sup>e</sup> |      |     | 5         |        |     | Yr  | Trt   | Yr*trt |
|                                   | $\bar{x}$      | SE  |      | $\bar{x}$      | SE   |     | $\bar{x}$      | SE  |      | $\bar{x}$      | SE   |     | $\bar{x}$ | SE     |     |     |       |        |
| <i>Chydoscolus stimulosus</i>     | 0.0            | 0.0 | 0.0  | 0.0            | 0.0  | 0.0 | 0.0            | 0.0 | 0.0  | 0.0            | 0.0  | 0.0 | 0.0       | 0.0    | 0.0 | 0.0 | 0.0   | 0.0    |
| <i>Conyza canadensis</i>          | 1.7            | 0.6 | 2.9  | 1.1            | 0.6  | 0.6 | 0.2            | 0.0 | 0.0  | 0.0            | 0.0  | 0.0 | 0.0       | 0.0    | 0.0 | 0.0 | 0.164 | 0.876  |
| <i>Coreopsis major</i>            | 0.5            | 0.3 | 0.1  | 0.1            | 0.0  | 0.0 | 0.0            | 0.0 | 0.0  | 0.0            | 0.0  | 0.0 | 0.0       | 0.0    | 0.0 | 0.0 |       |        |
| <i>Cornus florida</i>             | 0.0            | 0.0 | 0.2  | 0.1            | 0.0  | 0.0 | 0.0            | 0.0 | 0.0  | 0.0            | 0.0  | 0.0 | 0.0       | 0.0    | 0.0 | 0.0 |       |        |
| <i>Crataegus flava</i>            | 0.0            | 0.0 | 0.4  | 0.3            | 0.0  | 0.0 | 0.0            | 0.0 | 0.0  | 0.0            | 0.0  | 0.0 | 0.0       | 0.0    | 0.0 | 0.0 |       |        |
| <i>Crataegus marshallii</i>       | 0.0            | 0.0 | 0.1  | 0.1            | 0.0  | 0.0 | 0.0            | 0.0 | 0.0  | 0.0            | 0.0  | 0.0 | 0.0       | 0.0    | 0.0 | 0.0 |       |        |
| <i>Crataegus aestivalis</i>       | 0.1            | 0.1 | 0.0  | 0.0            | 0.0  | 0.0 | 0.0            | 0.0 | 0.0  | 0.0            | 0.0  | 0.0 | 0.0       | 0.0    | 0.0 | 0.0 |       |        |
| <i>Crotalaria sagittalis</i>      | 0.1            | 0.1 | 0.2  | 0.2            | 0.0  | 0.0 | 0.0            | 0.0 | 0.0  | 0.0            | 0.0  | 0.0 | 0.0       | 0.0    | 0.0 | 0.0 |       |        |
| <i>Croton capitatus</i>           | 0.4            | 0.2 | 0.3  | 0.2            | 0.8  | 0.6 | 0.6            | 0.4 | 0.2  | 0.2            | 0.9  | 0.5 | 0.0       | 0.0    | 0.0 | 0.0 |       |        |
| <i>Cynoctonum mireola</i>         | 0.0            | 0.0 | 0.0  | 0.0            | 0.0  | 0.0 | 0.0            | 0.0 | 0.0  | 0.0            | 0.0  | 0.0 | 0.0       | 0.0    | 0.0 | 0.0 |       |        |
| <i>Cyperus filiculmis</i>         | 0.0            | 0.0 | 0.0  | 0.0            | 0.0  | 0.0 | 0.0            | 0.0 | 0.0  | 0.0            | 0.0  | 0.0 | 0.0       | 0.0    | 0.0 | 0.0 |       |        |
| <i>Cyperus ovularis</i>           | 0.0            | 0.0 | 0.0  | 0.0            | 0.0  | 0.1 | 0.1            | 0.0 | 0.0  | 0.0            | 0.0  | 0.0 | 0.0       | 0.0    | 0.0 | 0.0 |       |        |
| <i>Cyperus pseudovegetus</i>      | 0.0            | 0.0 | 0.0  | 0.0            | 0.0  | 0.0 | 0.0            | 0.0 | 0.0  | 0.0            | 0.0  | 0.0 | 0.0       | 0.0    | 0.0 | 0.0 |       |        |
| Debris                            | 75.3           | 3.2 | 86.1 | 3.0            | 85.8 | 2.0 | 86.5           | 2.3 | 86.0 | 2.1            | 86.0 | 2.1 | 0.322     | ≤0.001 |     |     |       |        |
| <i>Desmodium ciliare</i>          | 0.6            | 0.3 | 0.2  | 0.1            | 0.0  | 0.0 | 0.2            | 0.1 | 0.2  | 0.1            | 0.2  | 0.1 | 0.0       | 0.0    | 0.0 | 0.0 |       |        |
| <i>Desmodium nuttallii</i>        | 0.0            | 0.0 | 0.0  | 0.0            | 0.0  | 0.0 | 0.0            | 0.0 | 0.0  | 0.0            | 0.0  | 0.0 | 0.0       | 0.0    | 0.0 | 0.0 |       |        |
| <i>Desmodium rotundifolium</i>    | 0.3            | 0.3 | 1.0  | 0.5            | 0.7  | 0.3 | 0.5            | 0.3 | 0.3  | 0.3            | 0.3  | 0.3 | 0.0       | 0.0    | 0.0 | 0.0 |       |        |
| <i>Desmodium tortuosum</i>        | 0.0            | 0.0 | 0.0  | 0.0            | 0.0  | 0.0 | 0.0            | 0.0 | 0.0  | 0.0            | 0.0  | 0.0 | 0.0       | 0.0    | 0.0 | 0.0 |       |        |
| <i>Dicanthelium aciculare</i>     | 0.0            | 0.0 | 0.0  | 0.0            | 0.0  | 0.0 | 0.0            | 0.0 | 0.0  | 0.0            | 0.0  | 0.0 | 0.0       | 0.0    | 0.0 | 0.0 |       |        |
| <i>Dicanthelium acuminatum</i>    | 6.2            | 1.3 | 2.4  | 0.7            | 5.3  | 1.5 | 0.8            | AB  | 0.3  | 0.3            | 0.3  | 0.2 | 0.042     | 0.119  |     |     |       |        |
| <i>Dicanthelium commutatum</i>    | 4.9            | 1.3 | 5.0  | 1.1            | 9.9  | 1.8 | 4.3            | A   | 1.5  | 0.8            | B    | 0.3 | 0.027     | 0.504  |     |     |       |        |
| <i>Dicanthelium leucothrix</i>    | 1.3            | 0.6 | 0.0  | 0.0            | 0.0  | 0.0 | 0.0            | 0.0 | 0.0  | 0.0            | 0.0  | 0.0 | 0.0       | 0.0    | 0.0 | 0.0 |       |        |
| <i>Dicanthelium ovale</i>         | 0.0            | 0.0 | 0.0  | 0.0            | 0.0  | 0.0 | 0.0            | 0.0 | 0.0  | 0.0            | 0.0  | 0.0 | 0.0       | 0.0    | 0.0 | 0.0 |       |        |
| <i>Dicanthelium scoparium</i>     | 5.5            | 2.0 | 14.9 | 4.3            | 8.0  | 2.6 | 0.0            | 0.0 | 0.0  | 0.0            | 0.1  | 0.1 | 0.0       | 0.0    | 0.0 | 0.0 |       |        |
| <i>Dicanthelium sphaerocarpon</i> | 0.1            | 0.1 | 0.0  | 0.0            | 0.0  | 0.0 | 0.0            | 0.0 | 0.0  | 0.0            | 0.0  | 0.0 | 0.0       | 0.0    | 0.0 | 0.0 |       |        |
| <i>Diodia teres</i>               | 1.3            | 0.5 | 1.1  | 0.5            | 0.4  | 0.2 | 0.4            | 0.3 | 0.2  | 0.1            | 0.2  | 0.1 | 0.0       | 0.0    | 0.0 | 0.0 |       |        |
| <i>Diodia virginiana</i>          | 0.3            | 0.1 | 0.0  | 0.0            | 0.1  | 0.1 | 0.0            | 0.0 | 0.0  | 0.0            | 0.0  | 0.0 | 0.0       | 0.0    | 0.0 | 0.0 |       |        |
| <i>Diospyros virginiana</i>       | 2.2            | 0.5 | 0.3  | 0.2            | 0.3  | 0.3 | 0.4            | 0.2 | 0.2  | 0.1            | 0.2  | 0.1 | 0.0       | 0.0    | 0.0 | 0.0 |       |        |

Table C.2. Continued.

| Species                         | Treatment      |     |  |                |     |  |                |     |  |                |     |  | P-value   |     |  |       |       |        |
|---------------------------------|----------------|-----|--|----------------|-----|--|----------------|-----|--|----------------|-----|--|-----------|-----|--|-------|-------|--------|
|                                 | 1 <sup>c</sup> |     |  | 2 <sup>d</sup> |     |  | 3 <sup>d</sup> |     |  | 4 <sup>e</sup> |     |  | 5         |     |  | Yr    | Ttt   | Yr*irt |
|                                 | $\bar{x}$      | SE  |  | $\bar{x}$      | SE  |  | $\bar{x}$      | SE  |  | $\bar{x}$      | SE  |  | $\bar{x}$ | SE  |  |       |       |        |
| <i>Elephantopus tomentosus</i>  | 0.0            | 0.0 |  | 0.1            | 0.1 |  | 0.0            | 0.0 |  | 0.0            | 0.0 |  | 0.0       | 0.0 |  |       |       |        |
| <i>Erechtites hieracifolia</i>  | 12.2 A         | 2.4 |  | 15.5 A         | 2.8 |  | 9.8 AB         | 2.0 |  | 1.5 B          | 0.4 |  | 0.9 B     | 0.5 |  | 0.009 | 0.019 |        |
| <i>Erigeron strigosus</i>       | 0.0            | 0.0 |  | 0.5            | 0.3 |  | 0.1            | 0.1 |  | 0.0            | 0.0 |  | 0.0       | 0.0 |  |       |       |        |
| <i>Eupatorium album</i>         | 1.9            | 0.8 |  | 3.0            | 1.3 |  | 0.9            | 0.4 |  | 0.0            | 0.0 |  | 0.0       | 0.0 |  |       |       |        |
| <i>Eupatorium capillifolium</i> | 11.3 AC        | 2.2 |  | 20.5 B         | 3.3 |  | 14.5 AB        | 2.7 |  | 1.5 AC         | 0.5 |  | 1.8 C     | 0.7 |  | 0.023 | 0.132 |        |
| <i>Eupatorium perfoliatum</i>   | 0.3            | 0.1 |  | 0.2            | 0.1 |  | 0.1            | 0.1 |  | 0.0            | 0.0 |  | 0.0       | 0.0 |  |       |       |        |
| <i>Eupatorium rotundifolium</i> | 0.5            | 0.3 |  | 0.0            | 0.0 |  | 0.0            | 0.0 |  | 0.0            | 0.0 |  | 0.0       | 0.0 |  |       |       |        |
| <i>Eupatorium semiserratum</i>  | 0.3            | 0.2 |  | 0.1            | 0.1 |  | 0.2            | 0.1 |  | 0.1            | 0.1 |  | 0.0       | 0.0 |  |       |       |        |
| <i>Eupatorium serotinum</i>     | 0.0            | 0.0 |  | 0.1            | 0.1 |  | 0.2            | 0.2 |  | 0.0            | 0.0 |  | 0.0       | 0.0 |  |       |       |        |
| <i>Euphorbia corollata</i>      | 4.0            | 1.3 |  | 1.3            | 0.5 |  | 3.4            | 1.4 |  | 1.2            | 0.6 |  | 0.9       | 0.4 |  | 0.699 | 0.473 |        |
| <i>Euthamia tenuifolia</i>      | 4.6 A          | 1.1 |  | 8.8 A          | 2.4 |  | 4.2 A          | 1.1 |  | 0.4 AB         | 0.3 |  | 0.2 B     | 0.1 |  | 0.017 | 0.396 |        |
| <i>Galium circaezans</i>        | 0.0            | 0.0 |  | 0.4            | 0.2 |  | 0.0            | 0.0 |  | 0.1            | 0.1 |  | 0.0       | 0.0 |  |       |       |        |
| <i>Galium pilosum</i>           | 0.0            | 0.0 |  | 0.3            | 0.3 |  | 0.0            | 0.0 |  | 0.0            | 0.0 |  | 0.0       | 0.0 |  |       |       |        |
| <i>Gelsemium sepervirens</i>    | 0.6            | 0.4 |  | 0.1            | 0.1 |  | 0.0            | 0.0 |  | 0.1            | 0.1 |  | 0.0       | 0.0 |  |       |       |        |
| <i>Gnaphalium falcatum</i>      | 0.4            | 0.3 |  | 6.0            | 1.9 |  | 4.3            | 1.1 |  | 0.0            | 0.0 |  | 0.0       | 0.0 |  | 0.153 | 0.520 |        |
| <i>Helianthus hirsutus</i>      | 0.4            | 0.3 |  | 0.9            | 0.4 |  | 0.0            | 0.0 |  | 0.0            | 0.0 |  | 0.0       | 0.0 |  |       |       |        |
| <i>Heterotheca graminifolia</i> | 0.6            | 0.3 |  | 0.8            | 0.4 |  | 0.1            | 0.1 |  | 0.0            | 0.0 |  | 0.0       | 0.0 |  |       |       |        |
| <i>Hibiscus aculeatus</i>       | 0.0            | 0.0 |  | 0.3            | 0.3 |  | 0.1            | 0.1 |  | 0.0            | 0.0 |  | 0.0       | 0.0 |  |       |       |        |
| <i>Hieracium gronovii</i>       | 0.0            | 0.0 |  | 0.3            | 0.2 |  | 0.1            | 0.1 |  | 0.0            | 0.0 |  | 0.0       | 0.0 |  |       |       |        |
| <i>Hypericum drummondii</i>     | 0.0            | 0.0 |  | 0.0            | 0.0 |  | 0.2            | 0.1 |  | 0.0            | 0.0 |  | 0.0       | 0.0 |  |       |       |        |
| <i>Hypericum hypericoides</i>   | 0.1            | 0.1 |  | 0.2            | 0.1 |  | 0.9            | 0.4 |  | 1.0            | 0.3 |  | 0.8       | 0.3 |  | 0.842 | 0.857 |        |
| <i>Hypericum mutitum</i>        | 0.0            | 0.0 |  | 0.0            | 0.0 |  | 0.0            | 0.0 |  | 0.0            | 0.0 |  | 0.0       | 0.0 |  |       |       |        |
| <i>Hypericum stragalum</i>      | 0.5            | 0.3 |  | 0.1            | 0.1 |  | 1.2            | 0.4 |  | 0.0            | 0.0 |  | 0.0       | 0.0 |  |       |       |        |
| <i>Ilex coriacea</i>            | 0.2            | 0.2 |  | 0.7            | 0.5 |  | 0.0            | 0.0 |  | 0.0            | 0.0 |  | 0.0       | 0.0 |  |       |       |        |
| <i>Ilex glabra</i>              | 1.3            | 1.0 |  | 0.1            | 0.1 |  | 0.0            | 0.0 |  | 0.0            | 0.0 |  | 0.0       | 0.0 |  |       |       |        |
| <i>Ilex vomitoria</i>           | 1.8 AB         | 0.5 |  | 1.8 B          | 0.4 |  | 0.3 A          | 0.2 |  | 0.5 A          | 0.3 |  | 0.6 A     | 0.3 |  | 0.016 | 0.402 |        |
| <i>Imperata cylindrica</i>      | 9.9            | 3.1 |  | 2.1            | 2.0 |  | 1.2            | 1.2 |  | 0.0            | 0.0 |  | 0.3       | 0.3 |  |       |       |        |
| <i>Indigofera caroliniana</i>   | 0.1            | 0.1 |  | 0.1            | 0.1 |  | 0.2            | 0.2 |  | 0.0            | 0.0 |  | 0.0       | 0.0 |  |       |       |        |



Table C.2. Continued.

| Species                            | Treatment      |     |     |                |     |     |                |     |     |                |     |     | P-value   |     |       |       |     |       |
|------------------------------------|----------------|-----|-----|----------------|-----|-----|----------------|-----|-----|----------------|-----|-----|-----------|-----|-------|-------|-----|-------|
|                                    | 1 <sup>c</sup> |     |     | 2 <sup>d</sup> |     |     | 3 <sup>d</sup> |     |     | 4 <sup>e</sup> |     |     | 5         |     |       | Yr    | Trt | Y*trt |
|                                    | $\bar{x}$      | SE  |     | $\bar{x}$      | SE  |     | $\bar{x}$      | SE  |     | $\bar{x}$      | SE  |     | $\bar{x}$ | SE  |       |       |     |       |
| <i>Oxalis dillenii</i>             | 0.0            | 0.0 | 0.4 | 0.3            | 0.5 | 0.2 | 0.2            | 0.1 | 0.0 | 0.0            | 0.0 | 0.0 | 0.0       | 0.0 |       |       |     |       |
| <i>Oxalis stricta</i>              | 0.3            | 0.1 | 3.3 | 1.4            | 2.1 | 0.8 | 0.2            | 0.2 | 0.0 | 0.0            | 0.0 | 0.0 | 0.0       | 0.0 |       |       |     |       |
| <i>Panicum anceps</i>              | 0.0            | 0.0 | 0.0 | 0.0            | 0.0 | 0.0 | 0.0            | 0.0 | 0.0 | 0.0            | 0.0 | 0.0 | 0.0       | 0.0 |       |       |     |       |
| <i>Parthenocissus quinquefolia</i> | 2.3            | 0.6 | 0.0 | 0.0            | 0.3 | 0.2 | 0.0            | 0.0 | 0.0 | 0.0            | 0.0 | 0.0 | 0.0       | 0.0 |       |       |     |       |
| <i>Paspalum boschianum</i>         | 0.0            | 0.0 | 0.2 | 0.2            | 0.0 | 0.0 | 0.0            | 0.0 | 0.0 | 0.0            | 0.0 | 0.0 | 0.0       | 0.0 |       |       |     |       |
| <i>Paspalum notatum</i>            | 0.0            | 0.0 | 0.3 | 0.2            | 0.0 | 0.0 | 0.0            | 0.0 | 0.0 | 0.0            | 0.0 | 0.0 | 0.0       | 0.0 |       |       |     |       |
| <i>Paspalum plicatulum</i>         | 0.0            | 0.0 | 0.0 | 0.0            | 0.0 | 0.0 | 0.0            | 0.0 | 0.0 | 0.0            | 0.0 | 0.0 | 0.0       | 0.0 |       |       |     |       |
| <i>Paspalum setaceum</i>           | 0.0            | 0.0 | 0.3 | 0.3            | 0.0 | 0.0 | 0.0            | 0.0 | 0.0 | 0.0            | 0.0 | 0.0 | 0.0       | 0.0 |       |       |     |       |
| <i>Passiflora lutea</i>            | 0.0            | 0.0 | 0.0 | 0.0            | 0.0 | 0.0 | 0.0            | 0.0 | 0.0 | 0.0            | 0.0 | 0.0 | 0.0       | 0.0 |       |       |     |       |
| <i>Phytolacca americana</i>        | 1.3            | 0.4 | 1.3 | 0.4            | 2.1 | 0.6 | 0.4            | 0.3 | 0.3 | 0.3            | 0.2 | 0.0 | 0.0       | 0.0 |       |       |     |       |
| <i>Pinus palustris</i>             | 0.3            | 0.2 | 0.0 | 0.0            | 0.0 | 0.0 | 0.0            | 0.0 | 0.0 | 0.0            | 0.0 | 0.0 | 0.0       | 0.0 |       |       |     |       |
| <i>Pinus taeda</i>                 | 2.9            | 0.5 | 6.3 | 0.7            | 3.8 | 0.7 | 4.4            | 0.5 | 3.7 | 0.6            | 0.6 | 0.6 | 0.6       | 0.6 | 0.617 | 0.657 |     |       |
| <i>Plantago virginica</i>          | 0.0            | 0.0 | 0.0 | 0.0            | 0.1 | 0.1 | 0.0            | 0.0 | 0.0 | 0.0            | 0.0 | 0.0 | 0.0       | 0.0 |       |       |     |       |
| <i>Pluchea foetida</i>             | 0.0            | 0.0 | 0.0 | 0.0            | 0.0 | 0.0 | 0.0            | 0.0 | 0.0 | 0.0            | 0.0 | 0.0 | 0.0       | 0.0 |       |       |     |       |
| <i>Polygala nana</i>               | 0.0            | 0.0 | 0.0 | 0.0            | 0.0 | 0.0 | 0.0            | 0.0 | 0.0 | 0.0            | 0.0 | 0.0 | 0.0       | 0.0 |       |       |     |       |
| <i>Polygonum punctatum</i>         | 0.1            | 0.1 | 0.0 | 0.0            | 0.0 | 0.0 | 0.0            | 0.0 | 0.0 | 0.0            | 0.0 | 0.0 | 0.0       | 0.0 |       |       |     |       |
| <i>Polyprenum procumbens</i>       | 2.8            | 0.7 | 3.6 | 1.3            | 2.8 | 0.9 | 0.4            | 0.2 | 0.3 | 0.2            | 0.2 | 0.0 | 0.0       | 0.0 |       |       |     |       |
| <i>Prenanthes serpyllaria</i>      | 0.2            | 0.1 | 0.1 | 0.1            | 0.0 | 0.0 | 0.0            | 0.0 | 0.0 | 0.0            | 0.0 | 0.0 | 0.0       | 0.0 |       |       |     |       |
| <i>Prunus angustifolia</i>         | 0.0            | 0.0 | 0.0 | 0.0            | 0.0 | 0.0 | 0.0            | 0.0 | 0.0 | 0.0            | 0.0 | 0.0 | 0.0       | 0.0 |       |       |     |       |
| <i>Prunus serotina</i>             | 0.3            | 0.2 | 0.5 | 0.3            | 0.0 | 0.0 | 0.0            | 0.0 | 0.0 | 0.0            | 0.0 | 0.0 | 0.0       | 0.0 |       |       |     |       |
| <i>Preridium aquilinum</i>         | 0.2            | 0.2 | 0.0 | 0.0            | 0.9 | 0.5 | 0.0            | 0.0 | 0.0 | 0.0            | 0.0 | 0.0 | 0.0       | 0.0 |       |       |     |       |
| <i>Ptilimnium capillaceum</i>      | 0.1            | 0.1 | 0.0 | 0.0            | 0.0 | 0.0 | 0.0            | 0.0 | 0.0 | 0.0            | 0.0 | 0.0 | 0.0       | 0.0 |       |       |     |       |
| <i>Pycnanthemum incanum</i>        | 1.1            | 0.5 | 1.7 | 0.6            | 0.4 | 0.2 | 0.3            | 0.1 | 0.0 | 0.0            | 0.0 | 0.0 | 0.0       | 0.0 |       |       |     |       |
| <i>Pyrrhopappus carolinanus</i>    | 0.4            | 0.2 | 0.5 | 0.3            | 0.3 | 0.2 | 0.0            | 0.0 | 0.0 | 0.0            | 0.0 | 0.0 | 0.0       | 0.0 |       |       |     |       |
| <i>Quercus falcata</i>             | 0.0            | 0.0 | 0.3 | 0.2            | 0.3 | 0.2 | 0.3            | 0.1 | 0.2 | 0.2            | 0.2 | 0.0 | 0.0       | 0.0 |       |       |     |       |
| <i>Quercus laurifolia</i>          | 0.0            | 0.0 | 0.0 | 0.0            | 0.1 | 0.1 | 0.0            | 0.0 | 0.0 | 0.0            | 0.0 | 0.0 | 0.0       | 0.0 |       |       |     |       |
| <i>Quercus marilandica</i>         | 0.8            | 0.4 | 0.2 | 0.2            | 0.1 | 0.1 | 0.3            | 0.2 | 0.3 | 0.1            | 0.1 | 0.3 | 0.2       | 0.1 |       |       |     |       |
| <i>Quercus nigra</i>               | 0.3            | 0.2 | 0.2 | 0.1            | 0.0 | 0.0 | 0.0            | 0.0 | 0.1 | 0.0            | 0.0 | 0.0 | 0.0       | 0.1 |       |       |     |       |

Table C.2. Continued.

| Species                         | Treatment      |     |  |                |     |  |                |     |  |                |     |  | P-value   |     |  |    |     |        |
|---------------------------------|----------------|-----|--|----------------|-----|--|----------------|-----|--|----------------|-----|--|-----------|-----|--|----|-----|--------|
|                                 | 1 <sup>c</sup> |     |  | 2 <sup>d</sup> |     |  | 3 <sup>d</sup> |     |  | 4 <sup>e</sup> |     |  | 5         |     |  | Yr | Trt | Yr*trt |
|                                 | $\bar{x}$      | SE  |  | $\bar{x}$      | SE  |  | $\bar{x}$      | SE  |  | $\bar{x}$      | SE  |  | $\bar{x}$ | SE  |  |    |     |        |
| <i>Quercus phellos</i>          | 0.0            | 0.0 |  | 0.0            | 0.0 |  | 0.0            | 0.0 |  | 0.0            | 0.0 |  | 0.0       | 0.0 |  |    |     |        |
| <i>Quercus virginiana</i>       | 0.1            | 0.1 |  | 0.0            | 0.0 |  | 0.1            | 0.1 |  | 0.0            | 0.0 |  | 0.0       | 0.0 |  |    |     |        |
| <i>Rhexia alifanus</i>          | 0.1            | 0.1 |  | 0.0            | 0.0 |  | 0.0            | 0.0 |  | 0.0            | 0.0 |  | 0.0       | 0.0 |  |    |     |        |
| <i>Rhexia mariana</i>           | 0.2            | 0.2 |  | 0.0            | 0.0 |  | 0.0            | 0.0 |  | 0.0            | 0.0 |  | 0.0       | 0.0 |  |    |     |        |
| <i>Rhexia virginica</i>         | 0.1            | 0.1 |  | 0.0            | 0.0 |  | 0.0            | 0.0 |  | 0.0            | 0.0 |  | 0.0       | 0.0 |  |    |     |        |
| <i>Rhus copallina</i>           | 5.0            | 1.9 |  | 0.0            | 0.0 |  | 0.7            | 0.5 |  | 0.0            | 0.0 |  | 0.0       | 0.0 |  |    |     |        |
| <i>Rhynchosia reniformis</i>    | 0.0            | 0.0 |  | 0.0            | 0.0 |  | 0.0            | 0.0 |  | 0.0            | 0.0 |  | 0.1       | 0.1 |  |    |     |        |
| <i>Rhynchospora globularis</i>  | 0.0            | 0.0 |  | 0.8            | 0.6 |  | 0.0            | 0.0 |  | 0.0            | 0.0 |  | 0.0       | 0.0 |  |    |     |        |
| <i>Rhynchospora inexpansa</i>   | 2.2            | 0.9 |  | 1.3            | 0.7 |  | 0.2            | 0.1 |  | 0.0            | 0.0 |  | 0.0       | 0.0 |  |    |     |        |
| <i>Rhynchospora rariflora</i>   | 0.0            | 0.0 |  | 2.5            | 1.4 |  | 0.0            | 0.0 |  | 0.8            | 0.4 |  | 0.5       | 0.4 |  |    |     | 0.860  |
| <i>Rubus argutus</i>            | 21.9 A         | 2.2 |  | 10.4 B         | 2.3 |  | 12.8 B         | 2.5 |  | 4.3 BC         | 1.2 |  | 2.3 C     | 0.6 |  |    |     | ≤0.001 |
| <i>Rubus flagellaris</i>        | 0.1            | 0.1 |  | 0.0            | 0.0 |  | 0.0            | 0.0 |  | 0.0            | 0.0 |  | 0.0       | 0.0 |  |    |     | 0.929  |
| <i>Rubus trivialis</i>          | 7.2 AB         | 1.6 |  | 6.0 AB         | 1.6 |  | 11.3 A         | 2.4 |  | 1.3 AB         | 0.6 |  | 1.3 B     | 0.6 |  |    |     | 0.098  |
| <i>Rudbeckia hirta</i>          | 0.2            | 0.1 |  | 0.3            | 0.2 |  | 0.0            | 0.0 |  | 0.0            | 0.0 |  | 0.0       | 0.0 |  |    |     | 0.049  |
| <i>Sabatia campestris</i>       | 0.0            | 0.0 |  | 0.0            | 0.0 |  | 0.2            | 0.2 |  | 0.0            | 0.0 |  | 0.0       | 0.0 |  |    |     | 0.677  |
| <i>Salix nigra</i>              | 0.0            | 0.0 |  | 0.0            | 0.0 |  | 0.0            | 0.0 |  | 0.0            | 0.0 |  | 0.0       | 0.0 |  |    |     |        |
| <i>Sambucus canadensis</i>      | 0.0            | 0.0 |  | 0.0            | 0.0 |  | 0.0            | 0.0 |  | 0.0            | 0.0 |  | 0.0       | 0.0 |  |    |     |        |
| <i>Sassafras albidum</i>        | 0.3            | 0.3 |  | 0.0            | 0.0 |  | 0.0            | 0.0 |  | 0.0            | 0.0 |  | 0.0       | 0.0 |  |    |     |        |
| <i>Scirpus cyperinus</i>        | 0.0            | 0.0 |  | 0.0            | 0.0 |  | 0.0            | 0.0 |  | 0.0            | 0.0 |  | 0.0       | 0.0 |  |    |     |        |
| <i>Scutellaria elliptica</i>    | 0.0            | 0.0 |  | 0.0            | 0.0 |  | 0.0            | 0.0 |  | 0.0            | 0.0 |  | 0.0       | 0.0 |  |    |     |        |
| <i>Scutellaria integrifolia</i> | 0.0            | 0.0 |  | 0.1            | 0.1 |  | 0.0            | 0.0 |  | 0.0            | 0.0 |  | 0.0       | 0.0 |  |    |     |        |
| <i>Setaria pumilia</i>          | 0.0            | 0.0 |  | 0.5            | 0.4 |  | 0.0            | 0.0 |  | 0.0            | 0.0 |  | 0.0       | 0.0 |  |    |     |        |
| <i>Smilax bona-nox</i>          | 0.0            | 0.0 |  | 0.1            | 0.1 |  | 0.0            | 0.0 |  | 0.0            | 0.0 |  | 0.0       | 0.0 |  |    |     |        |
| <i>Smilax glauca</i>            | 1.0            | 0.4 |  | 0.0            | 0.0 |  | 0.3            | 0.2 |  | 0.3            | 0.2 |  | 0.0       | 0.0 |  |    |     |        |
| <i>Smilax laurifolia</i>        | 0.0            | 0.0 |  | 0.0            | 0.0 |  | 0.0            | 0.0 |  | 0.0            | 0.0 |  | 0.0       | 0.0 |  |    |     |        |
| <i>Smilax rotundifolia</i>      | 0.3            | 0.3 |  | 0.0            | 0.0 |  | 0.0            | 0.0 |  | 0.0            | 0.0 |  | 0.0       | 0.0 |  |    |     |        |
| <i>Solanum americanum</i>       | 0.0            | 0.0 |  | 0.0            | 0.0 |  | 0.4            | 0.2 |  | 0.1            | 0.1 |  | 0.0       | 0.0 |  |    |     |        |
| <i>Solanum carolinense</i>      | 0.1            | 0.1 |  | 0.0            | 0.0 |  | 0.0            | 0.0 |  | 0.0            | 0.0 |  | 0.0       | 0.0 |  |    |     |        |

Table C.2. Continued.

| Species                        | Treatment      |     |       |                |       |     |                |     |     |                |     |     | P-value   |     |     |        |             |
|--------------------------------|----------------|-----|-------|----------------|-------|-----|----------------|-----|-----|----------------|-----|-----|-----------|-----|-----|--------|-------------|
|                                | 1 <sup>c</sup> |     |       | 2 <sup>d</sup> |       |     | 3 <sup>d</sup> |     |     | 4 <sup>e</sup> |     |     | 5         | Yr  | Trt | Yr*trt |             |
|                                | $\bar{x}$      | SE  |       | $\bar{x}$      | SE    |     | $\bar{x}$      | SE  |     | $\bar{x}$      | SE  |     | $\bar{x}$ | SE  |     |        |             |
| <i>Solanum chenopodioides</i>  | 0.0            | 0.0 | 0.0   | 0.0            | 0.0   | 0.0 | 0.0            | 0.0 | 0.0 | 0.0            | 0.0 | 0.0 | 0.0       | 0.0 |     |        |             |
| <i>Solidago canadensis</i>     | 0.0            | 0.0 | 0.1   | 0.1            | 0.0   | 0.0 | 0.0            | 0.0 | 0.0 | 0.0            | 0.0 | 0.0 | 0.0       | 0.0 |     |        | 0.182 0.503 |
| <i>Solidago gigantea</i>       | 0.1            | 0.1 | 0.0   | 0.0            | 0.3   | 0.1 | 0.0            | 0.0 | 0.0 | 0.0            | 0.0 | 0.0 | 0.0       | 0.0 |     |        |             |
| <i>Solidago juncea</i>         | 0.0            | 0.0 | 0.0   | 0.0            | 0.0   | 0.0 | 0.0            | 0.0 | 0.0 | 0.0            | 0.0 | 0.0 | 0.0       | 0.0 |     |        |             |
| <i>Solidago rugosa</i>         | 0.0            | 0.0 | 0.1   | 0.1            | 0.1   | 0.1 | 0.0            | 0.0 | 0.0 | 0.0            | 0.0 | 0.0 | 0.0       | 0.0 |     |        |             |
| <i>Standing debris</i>         | 0.2            | 0.1 | 3.0   | 0.8            | 0.0   | 0.0 | 0.0            | 0.0 | 0.0 | 0.0            | 0.0 | 0.0 | 0.5       | 0.3 |     |        |             |
| <i>Strophostyles umbellata</i> | 0.0            | 0.0 | 0.0   | 0.0            | 0.0   | 0.0 | 0.0            | 0.0 | 0.0 | 0.0            | 0.0 | 0.0 | 0.0       | 0.0 |     |        |             |
| <i>Stylosanthes biflora</i>    | 0.6            | 0.3 | 0.2   | 0.1            | 0.3   | 0.2 | 0.0            | 0.0 | 0.0 | 0.0            | 0.0 | 0.0 | 0.1       | 0.1 |     |        |             |
| <i>Symplocos tinctoria</i>     | 0.2            | 0.1 | 0.0   | 0.0            | 0.0   | 0.0 | 0.0            | 0.0 | 0.0 | 0.0            | 0.0 | 0.0 | 0.0       | 0.0 |     |        |             |
| <i>Tephrosia virginiana</i>    | 0.0            | 0.0 | 0.0   | 0.0            | 0.1   | 0.1 | 0.0            | 0.0 | 0.0 | 0.0            | 0.0 | 0.0 | 0.0       | 0.0 |     |        |             |
| <i>Toxicodendron radicans</i>  | 4.7            | 1.0 | 0.0   | 0.0            | 0.0   | 0.0 | 0.0            | 0.0 | 0.0 | 0.0            | 0.0 | 0.0 | 0.1       | 0.1 |     |        |             |
| <i>Tragia urticifolia</i>      | 0.6            | 0.3 | 0.0   | 0.0            | 0.4   | 0.4 | 0.3            | 0.2 | 0.1 | 0.1            | 0.1 | 0.1 | 0.1       | 0.1 |     |        |             |
| <i>Vaccinium arboreum</i>      | 2.4            | 0.7 | 0.3   | 0.1            | 0.4   | 0.2 | 0.2            | 0.1 | 0.1 | 0.1            | 0.1 | 0.1 | 0.2       | 0.1 |     |        | 0.108 0.064 |
| <i>Vaccinium darrowii</i>      | 0.0            | 0.0 | 0.0   | 0.0            | 0.0   | 0.0 | 0.0            | 0.0 | 0.0 | 0.0            | 0.0 | 0.0 | 0.0       | 0.0 |     |        |             |
| <i>Vaccinium ellottii</i>      | 0.1            | 0.1 | 0.0   | 0.0            | 0.1   | 0.1 | 0.0            | 0.0 | 0.0 | 0.0            | 0.0 | 0.0 | 0.0       | 0.0 |     |        |             |
| <i>Vaccinium stamenium</i>     | 0.3            | 0.3 | 0.0   | 0.0            | 0.1   | 0.1 | 0.0            | 0.0 | 0.0 | 0.0            | 0.0 | 0.0 | 0.0       | 0.0 |     |        |             |
| <i>Verbena brasiliensis</i>    | 0.0            | 0.0 | 0.0   | 0.0            | 0.0   | 0.0 | 0.0            | 0.0 | 0.0 | 0.0            | 0.0 | 0.0 | 0.0       | 0.0 |     |        |             |
| <i>Viola affinis</i>           | 0.2            | 0.2 | 0.1   | 0.1            | 0.0   | 0.0 | 0.0            | 0.0 | 0.0 | 0.0            | 0.0 | 0.0 | 0.0       | 0.0 |     |        |             |
| <i>Viola lanceolata</i>        | 0.2            | 0.1 | 0.1   | 0.1            | 0.0   | 0.0 | 0.0            | 0.0 | 0.0 | 0.0            | 0.0 | 0.0 | 0.0       | 0.0 |     |        |             |
| <i>Viola palmata</i>           | 0.1            | 0.1 | 0.2   | 0.1            | 0.1   | 0.1 | 0.0            | 0.0 | 0.0 | 0.0            | 0.0 | 0.0 | 0.0       | 0.0 |     |        |             |
| <i>Vitis aestivalis</i>        | 0.0            | 0.0 | 0.0   | 0.0            | 0.0   | 0.0 | 0.0            | 0.0 | 0.0 | 0.0            | 0.0 | 0.0 | 0.0       | 0.0 |     |        |             |
| <i>Vitis rotundifolia</i>      | 3.6 A          | 1.1 | 0.0 B | 0.0            | 0.2 B | 0.1 | 0.0 B          | 0.0 | 0.0 | 0.0            | 0.0 | 0.0 | 0.3 B     | 0.2 |     |        | 0.077 0.003 |
| <i>Wahlenbergia marginata</i>  | 0.3            | 0.3 | 0.0   | 0.0            | 0.4   | 0.3 | 0.0            | 0.0 | 0.0 | 0.0            | 0.0 | 0.0 | 0.0       | 0.0 |     |        |             |
| <i>Xyris</i> spp.              | 0.2            | 0.1 | 0.0   | 0.0            | 0.0   | 0.0 | 0.0            | 0.0 | 0.0 | 0.0            | 0.0 | 0.0 | 0.0       | 0.0 |     |        |             |
| 2003                           |                |     |       |                |       |     |                |     |     |                |     |     |           |     |     |        |             |
| <i>Acalypha gracilens</i>      | 0.1            | 0.1 | 0.3   | 0.2            | 0.2   | 0.1 | 0.4            | 0.2 | 0.2 | 0.1            | 0.1 | 0.4 | 1.7       | 0.4 |     |        | 0.181 0.555 |
| <i>Acer rubrum</i>             | 0.8            | 0.4 | 0.4   | 0.3            | 0.1   | 0.1 | 0.2            | 0.1 | 0.1 | 0.1            | 0.1 | 0.2 | 0.2       | 0.1 |     |        |             |
| <i>Albizia julibrissin</i>     | 0.7            | 0.3 | 0.5   | 0.2            | 0.2   | 0.1 | 3.8            | 1.4 | 0.1 | 0.1            | 0.1 | 3.8 | 0.3       | 0.2 |     |        |             |





Table C.2. Continued.

| Species                           | Treatment      |     |         |                |         |     |                |     |        |                |        |        | P-value   |        |  |    |     |        |
|-----------------------------------|----------------|-----|---------|----------------|---------|-----|----------------|-----|--------|----------------|--------|--------|-----------|--------|--|----|-----|--------|
|                                   | 1 <sup>c</sup> |     |         | 2 <sup>d</sup> |         |     | 3 <sup>d</sup> |     |        | 4 <sup>e</sup> |        |        | 5         |        |  | Yr | Trt | Yr*trt |
|                                   | $\bar{x}$      | SE  |         | $\bar{x}$      | SE      |     | $\bar{x}$      | SE  |        | $\bar{x}$      | SE     |        | $\bar{x}$ | SE     |  |    |     |        |
| <i>Crataegus marshallii</i>       | 0.0            | 0.0 | 0.0     | 0.0            | 0.0     | 0.0 | 0.0            | 0.0 | 0.0    | 0.0            | 0.0    | 0.0    | 0.0       | 0.0    |  |    |     |        |
| <i>Crataegus aestivalis</i>       | 0.3            | 0.1 | 1.0     | 0.4            | 0.2     | 0.2 | 0.2            | 0.2 | 0.3    | 0.2            | 0.2    | 0.0    | 0.0       | 0.0    |  |    |     |        |
| <i>Crotalaria sagittalis</i>      | 0.0            | 0.0 | 0.0     | 0.0            | 0.1     | 0.1 | 0.1            | 0.1 | 0.0    | 0.0            | 0.0    | 0.0    | 0.0       | 0.0    |  |    |     |        |
| <i>Croton capitatus</i>           | 0.2            | 0.1 | 0.7     | 0.2            | 0.2     | 2.9 | 0.9            | 0.9 | 0.7    | 0.3            | 0.3    | 0.3    | 0.3       | 0.3    |  |    |     |        |
| <i>Cynoctonum mitreola</i>        | 0.0            | 0.0 | 0.0     | 0.0            | 0.0     | 0.0 | 0.0            | 0.0 | 0.8    | 0.8            | 0.8    | 0.0    | 0.0       | 0.0    |  |    |     |        |
| <i>Cyperus filiculmis</i>         | 0.0            | 0.0 | 0.0     | 0.0            | 0.0     | 0.0 | 0.0            | 0.0 | 0.2    | 0.1            | 0.1    | 0.0    | 0.0       | 0.0    |  |    |     |        |
| <i>Cyperus ovularis</i>           | 0.0            | 0.0 | 0.0     | 0.0            | 0.0     | 0.0 | 0.0            | 0.0 | 0.0    | 0.0            | 0.0    | 0.0    | 0.0       | 0.0    |  |    |     |        |
| <i>Cyperus pseudovegetus</i>      | 0.5            | 0.3 | 0.5     | 0.3            | 0.2     | 0.2 | 0.1            | 0.1 | 0.2    | 0.1            | 0.1    | 0.0    | 0.0       | 0.0    |  |    |     |        |
| Debris                            | 28.8 A         | 3.4 | 48.8 B  | 3.9            | 38.4 AB | 4.0 | 48.7 B         | 2.7 | 87.2 C | 1.9            | ≤0.001 | ≤0.001 | ≤0.001    | ≤0.001 |  |    |     |        |
| <i>Desmodium ciliare</i>          | 0.4            | 0.2 | 0.8     | 0.3            | 0.6     | 0.3 | 0.3            | 0.3 | 2.9    | 1.0            | 1.3    | 0.5    | 0.5       | 0.5    |  |    |     |        |
| <i>Desmodium nuttallii</i>        | 0.0            | 0.0 | 0.4     | 0.2            | 0.4     | 0.3 | 0.3            | 0.0 | 0.0    | 0.0            | 0.0    | 0.0    | 0.0       | 0.0    |  |    |     |        |
| <i>Desmodium rotundifolium</i>    | 1.1            | 0.6 | 0.6     | 0.4            | 0.8     | 0.4 | 0.4            | 0.3 | 0.3    | 0.2            | 0.0    | 0.0    | 0.0       | 0.0    |  |    |     |        |
| <i>Desmodium tortuosum</i>        | 1.1            | 0.5 | 0.6     | 0.4            | 0.2     | 0.1 | 0.1            | 0.7 | 1.4    | 0.7            | 0.3    | 0.3    | 0.3       | 0.3    |  |    |     |        |
| <i>Dicanthelium aciculare</i>     | 1.3            | 0.9 | 0.3     | 0.2            | 0.0     | 0.0 | 0.0            | 1.2 | 3.1    | 1.2            | 0.3    | 0.1    | 0.1       | 0.1    |  |    |     |        |
| <i>Dicanthelium acuminatum</i>    | 10.3 AB        | 1.6 | 14.5 AB | 2.6            | 25.0 A  | 2.9 | 14.9 AB        | 2.5 | 4.8 B  | 1.2            | ≤0.001 | 0.042  | 0.042     | 0.042  |  |    |     |        |
| <i>Dicanthelium commutatum</i>    | 11.2 A         | 2.7 | 4.2 AB  | 1.1            | 7.3 A   | 1.7 | 8.6 A          | 1.5 | 0.3 B  | 0.2            | 0.472  | 0.027  | 0.027     | 0.027  |  |    |     |        |
| <i>Dicanthelium leucothrix</i>    | 0.0            | 0.0 | 0.0     | 0.0            | 0.0     | 0.0 | 0.0            | 0.0 | 0.0    | 0.0            | 0.0    | 0.0    | 0.0       | 0.0    |  |    |     |        |
| <i>Dicanthelium ovale</i>         | 0.0            | 0.0 | 0.0     | 0.0            | 0.2     | 0.1 | 0.1            | 0.0 | 0.0    | 0.0            | 0.0    | 0.0    | 0.0       | 0.0    |  |    |     |        |
| <i>Dicanthelium scoparium</i>     | 2.5            | 1.0 | 0.7     | 0.4            | 0.8     | 0.5 | 0.9            | 0.5 | 0.1    | 0.1            | 0.1    | 0.1    | 0.1       | 0.1    |  |    |     |        |
| <i>Dicanthelium sphaerocarpon</i> | 0.0            | 0.0 | 0.0     | 0.0            | 0.0     | 0.0 | 0.0            | 0.0 | 0.0    | 0.0            | 0.0    | 0.0    | 0.0       | 0.0    |  |    |     |        |
| <i>Diodia teres</i>               | 0.9            | 0.3 | 0.6     | 0.3            | 2.2     | 0.9 | 0.5            | 0.2 | 0.3    | 0.2            | 0.3    | 0.2    | 0.2       | 0.2    |  |    |     |        |
| <i>Diodia virginiana</i>          | 1.6            | 0.4 | 1.3     | 0.4            | 0.8     | 0.3 | 0.3            | 0.2 | 0.5    | 0.2            | 0.5    | 0.2    | 0.2       | 0.2    |  |    |     |        |
| <i>Diospyros virginiana</i>       | 6.3            | 1.2 | 0.3     | 0.2            | 0.2     | 0.1 | 0.9            | 0.6 | 0.6    | 0.4            | 0.6    | 0.4    | 0.4       | 0.4    |  |    |     |        |
| <i>Elephantopus tomentosus</i>    | 0.0            | 0.0 | 0.0     | 0.0            | 0.0     | 0.0 | 0.0            | 0.0 | 0.0    | 0.0            | 0.0    | 0.0    | 0.0       | 0.0    |  |    |     |        |
| <i>Erechtites hieracifolia</i>    | 12.6 AB        | 2.4 | 20.3 A  | 2.8            | 5.1 B   | 1.1 | 15.6 A         | 2.9 | 0.1 B  | 0.1            | 0.121  | ≤0.001 | ≤0.001    | ≤0.001 |  |    |     |        |
| <i>Erigeron strigosus</i>         | 0.0            | 0.0 | 0.0     | 0.0            | 0.0     | 0.0 | 0.3            | 0.2 | 0.0    | 0.0            | 0.0    | 0.0    | 0.0       | 0.0    |  |    |     |        |
| <i>Eupatorium album</i>           | 2.8            | 0.8 | 1.8     | 0.7            | 1.1     | 0.3 | 0.2            | 0.1 | 0.1    | 0.1            | 0.1    | 0.1    | 0.1       | 0.1    |  |    |     |        |
| <i>Eupatorium capillifolium</i>   | 9.9 AC         | 2.0 | 32.3 B  | 4.1            | 17.8 AB | 3.0 | 19.7 AC        | 3.3 | 1.1 C  | 0.5            | 0.030  | 0.023  | 0.023     | 0.023  |  |    |     |        |

Table C.2. Continued.

| Species                         | Treatment      |     |                |     |                |     |                |     |           |     |    |     | P-value |        |       |
|---------------------------------|----------------|-----|----------------|-----|----------------|-----|----------------|-----|-----------|-----|----|-----|---------|--------|-------|
|                                 | 1 <sup>c</sup> |     | 2 <sup>d</sup> |     | 3 <sup>d</sup> |     | 4 <sup>e</sup> |     | 5         |     | Yr | Ttt | Yr      | Ttt    | Yr*tt |
|                                 | $\bar{x}$      | SE  | $\bar{x}$      | SE  | $\bar{x}$      | SE  | $\bar{x}$      | SE  | $\bar{x}$ | SE  |    |     |         |        |       |
| <i>Eupatorium perfoliatum</i>   | 0.0            | 0.0 | 0.0            | 0.0 | 0.0            | 0.0 | 0.0            | 0.0 | 0.0       | 0.0 |    |     |         |        |       |
| <i>Eupatorium rotundifolium</i> | 0.0            | 0.0 | 0.0            | 0.0 | 0.0            | 0.0 | 0.0            | 0.0 | 0.0       | 0.0 |    |     |         |        |       |
| <i>Eupatorium semiserratum</i>  | 0.0            | 0.0 | 0.6            | 0.4 | 0.3            | 0.2 | 0.0            | 0.0 | 0.0       | 0.0 |    |     |         |        |       |
| <i>Eupatorium serotinum</i>     | 0.6            | 0.2 | 1.0            | 0.4 | 0.5            | 0.3 | 0.5            | 0.2 | 0.3       | 0.2 |    |     |         |        |       |
| <i>Euphorbia corollata</i>      | 2.9            | 1.1 | 0.6            | 0.3 | 2.3            | 1.0 | 1.6            | 0.6 | 2.1       | 0.6 |    |     |         | 0.582  | 0.699 |
| <i>Euthamia tenuifolia</i>      | 18.0           | 2.8 | 13.0           | 2.3 | 20.5           | 3.0 | 14.5           | 2.5 | 1.4       | 0.6 |    |     |         | 0.002  | 0.017 |
| <i>Galium circaezans</i>        | 0.1            | 0.1 | 0.4            | 0.3 | 0.5            | 0.3 | 1.0            | 0.4 | 0.0       | 0.0 |    |     |         |        |       |
| <i>Galium pilosum</i>           | 0.0            | 0.0 | 0.0            | 0.0 | 0.0            | 0.0 | 0.0            | 0.0 | 0.0       | 0.0 |    |     |         |        |       |
| <i>Gelsemium sepervirens</i>    | 1.1            | 0.4 | 1.5            | 0.6 | 0.3            | 0.3 | 1.3            | 0.4 | 0.3       | 0.2 |    |     |         |        |       |
| <i>Gnaphalium falcatum</i>      | 3.6            | 1.0 | 5.8            | 1.3 | 4.7            | 0.7 | 6.6            | 1.2 | 0.5       | 0.3 |    |     |         | 0.152  | 0.153 |
| <i>Helianthus hirsutus</i>      | 0.0            | 0.0 | 0.0            | 0.0 | 0.0            | 0.0 | 0.0            | 0.0 | 0.0       | 0.0 |    |     |         |        |       |
| <i>Heterotheca graminifolia</i> | 0.0            | 0.0 | 0.0            | 0.0 | 0.0            | 0.0 | 0.0            | 0.0 | 0.0       | 0.0 |    |     |         |        |       |
| <i>Hibiscus aculeatus</i>       | 0.6            | 0.6 | 0.0            | 0.0 | 0.0            | 0.0 | 0.0            | 0.0 | 0.0       | 0.0 |    |     |         |        |       |
| <i>Hieracium gronovii</i>       | 0.0            | 0.0 | 0.0            | 0.0 | 0.0            | 0.0 | 0.0            | 0.0 | 0.0       | 0.0 |    |     |         |        |       |
| <i>Hieracium drummondii</i>     | 0.0            | 0.0 | 0.0            | 0.0 | 0.0            | 0.0 | 0.0            | 0.0 | 0.0       | 0.0 |    |     |         |        |       |
| <i>Hypericum hypericoides</i>   | 5.5            | 1.3 | 4.1            | 1.0 | 5.3            | 1.2 | 5.0            | 1.3 | 3.3       | 0.8 |    |     |         | ≤0.001 | 0.842 |
| <i>Hypericum mutilum</i>        | 0.0            | 0.0 | 0.0            | 0.0 | 0.0            | 0.0 | 0.0            | 0.0 | 0.0       | 0.0 |    |     |         |        |       |
| <i>Hypericum stragalum</i>      | 0.0            | 0.0 | 0.0            | 0.0 | 0.0            | 0.0 | 0.0            | 0.0 | 0.0       | 0.0 |    |     |         |        |       |
| <i>Ilex coriacea</i>            | 0.0            | 0.0 | 0.0            | 0.0 | 0.0            | 0.0 | 0.0            | 0.0 | 0.0       | 0.0 |    |     |         |        |       |
| <i>Ilex glabra</i>              | 1.3            | 0.6 | 0.7            | 0.6 | 0.0            | 0.0 | 0.0            | 0.0 | 0.3       | 0.3 |    |     |         |        |       |
| <i>Ilex vomitoria</i>           | 2.2            | 0.6 | 4.4            | 1.2 | 1.2            | 0.3 | 1.7            | 0.4 | 0.7       | 0.3 |    |     |         | 0.030  | 0.016 |
| <i>Imperata cylindrica</i>      | 0.8            | 0.8 | 1.8            | 1.8 | 0.7            | 0.6 | 0.0            | 0.0 | 0.0       | 0.0 |    |     |         |        |       |
| <i>Indigofera caroliniana</i>   | 0.3            | 0.2 | 0.4            | 0.2 | 0.0            | 0.0 | 1.0            | 0.5 | 0.8       | 0.5 |    |     |         |        |       |
| <i>Juncus marginatus</i>        | 0.4            | 0.3 | 5.0            | 1.6 | 0.8            | 0.3 | 3.6            | 1.2 | 0.0       | 0.0 |    |     |         |        |       |
| <i>Juncus polycephalus</i>      | 0.3            | 0.3 | 0.7            | 0.4 | 0.7            | 0.4 | 1.7            | 0.8 | 0.3       | 0.2 |    |     |         |        |       |
| <i>Juncus tenuis</i>            | 0.0            | 0.0 | 1.7            | 0.7 | 0.3            | 0.2 | 0.7            | 0.4 | 0.0       | 0.0 |    |     |         |        |       |
| <i>Lactuca canadensis</i>       | 0.6            | 0.2 | 0.0            | 0.0 | 1.1            | 0.8 | 0.7            | 0.2 | 0.0       | 0.0 |    |     |         | 0.011  | 0.306 |
| <i>Lactuca floridana</i>        | 0.0            | 0.0 | 0.0            | 0.0 | 0.0            | 0.0 | 0.0            | 0.0 | 0.0       | 0.0 |    |     |         |        |       |

Table C.2. Continued.

| Species                            | Treatment      |     |           |                |           |     |                |     |           |                |           |     | P-value   |     |       |       |     |        |
|------------------------------------|----------------|-----|-----------|----------------|-----------|-----|----------------|-----|-----------|----------------|-----------|-----|-----------|-----|-------|-------|-----|--------|
|                                    | 1 <sup>c</sup> |     |           | 2 <sup>d</sup> |           |     | 3 <sup>d</sup> |     |           | 4 <sup>e</sup> |           |     | 5         |     |       | Yr    | Trt | Yr*Trt |
|                                    | $\bar{x}$      | SE  | $\bar{x}$ | SE             | $\bar{x}$ | SE  | $\bar{x}$      | SE  | $\bar{x}$ | SE             | $\bar{x}$ | SE  | $\bar{x}$ | SE  |       |       |     |        |
| <i>Lechea leggettii</i>            | 0.0            | 0.0 | 0.0       | 0.0            | 0.0       | 0.0 | 0.0            | 0.0 | 0.0       | 0.0            | 0.0       | 0.0 | 0.0       | 0.0 |       |       |     |        |
| <i>Lechea patula</i>               | 0.3            | 0.1 | 0.4       | 0.2            | 0.3       | 0.2 | 0.2            | 0.2 | 0.1       | 0.0            | 0.0       | 0.0 | 0.0       | 0.0 |       |       |     |        |
| <i>Lechea tenuifolia</i>           | 0.4            | 0.3 | 0.1       | 0.1            | 0.0       | 0.0 | 0.0            | 0.0 | 0.0       | 0.0            | 0.0       | 0.0 | 0.0       | 0.0 |       |       |     |        |
| <i>Lechea villosa</i>              | 0.0            | 0.0 | 0.0       | 0.0            | 0.0       | 0.0 | 0.0            | 0.0 | 0.3       | 0.0            | 0.0       | 0.0 | 0.0       | 0.0 |       |       |     |        |
| <i>Lespedeza capitata</i>          | 0.0            | 0.0 | 0.3       | 0.2            | 0.4       | 0.2 | 0.4            | 0.2 | 0.0       | 0.0            | 0.0       | 0.0 | 0.0       | 0.0 |       |       |     |        |
| <i>Lespedeza cuneata</i>           | 1.3            | 0.6 | 0.3       | 0.3            | 0.5       | 0.2 | 0.5            | 0.2 | 0.0       | 0.0            | 0.0       | 0.0 | 0.1       | 0.1 |       |       |     |        |
| <i>Lespedeza repens</i>            | 0.8            | 0.3 | 0.7       | 0.3            | 2.3       | 0.6 | 2.3            | 0.6 | 2.7       | 0.6            | 0.6       | 0.1 | 0.1       | 0.1 | 0.015 | 0.077 |     |        |
| <i>Ligustrum sinense</i>           | 0.2            | 0.2 | 0.0       | 0.0            | 0.0       | 0.0 | 0.0            | 0.0 | 0.0       | 0.0            | 0.0       | 0.0 | 0.0       | 0.0 |       |       |     |        |
| <i>Linum medium</i>                | 0.0            | 0.0 | 0.0       | 0.0            | 0.0       | 0.0 | 0.0            | 0.0 | 0.0       | 0.0            | 0.0       | 0.0 | 0.0       | 0.0 |       |       |     |        |
| <i>Liquidambar styraciflua</i>     | 3.6            | 1.0 | 1.5       | 0.6            | 0.2       | 0.2 | 0.2            | 0.2 | 0.0       | 0.0            | 0.0       | 0.0 | 0.1       | 0.1 |       |       |     |        |
| <i>Lonicera japonica</i>           | 3.3            | 1.5 | 0.8       | 0.4            | 0.6       | 0.3 | 0.6            | 0.3 | 0.3       | 0.3            | 0.3       | 0.0 | 0.0       | 0.0 |       |       |     |        |
| <i>Lonicera sempervirens</i>       | 0.0            | 0.0 | 0.5       | 0.5            | 0.0       | 0.0 | 0.0            | 0.0 | 0.0       | 0.0            | 0.0       | 0.0 | 0.0       | 0.0 |       |       |     |        |
| <i>Ludwigia glandulosa</i>         | 0.0            | 0.0 | 0.4       | 0.2            | 0.0       | 0.0 | 0.0            | 0.0 | 0.0       | 0.0            | 0.0       | 0.0 | 0.0       | 0.0 |       |       |     |        |
| <i>Lygodium japonicum</i>          | 0.0            | 0.0 | 0.0       | 0.0            | 0.1       | 0.1 | 0.1            | 0.1 | 0.0       | 0.0            | 0.0       | 0.0 | 0.0       | 0.0 |       |       |     |        |
| <i>Magnolia virginiana</i>         | 0.0            | 0.0 | 0.2       | 0.2            | 0.0       | 0.0 | 0.0            | 0.0 | 0.0       | 0.0            | 0.0       | 0.0 | 0.0       | 0.0 |       |       |     |        |
| <i>Mecardonia acuminata</i>        | 1.1            | 0.6 | 0.5       | 0.3            | 0.8       | 0.3 | 0.8            | 0.3 | 0.2       | 0.1            | 0.1       | 0.4 | 0.2       | 0.2 |       |       |     |        |
| <i>Mikiana scandens</i>            | 0.4            | 0.2 | 0.2       | 0.2            | 0.2       | 0.2 | 0.2            | 0.1 | 0.4       | 0.2            | 0.2       | 1.3 | 0.9       | 0.3 |       |       |     |        |
| <i>Mimosa quadrivalvis</i>         | 0.7            | 0.4 | 0.0       | 0.0            | 0.3       | 0.2 | 0.3            | 0.2 | 0.0       | 0.0            | 0.0       | 0.0 | 0.0       | 0.0 |       |       |     |        |
| <i>Mitchella repens</i>            | 0.0            | 0.0 | 0.1       | 0.1            | 0.0       | 0.0 | 0.0            | 0.0 | 0.6       | 0.5            | 0.5       | 0.6 | 0.4       | 0.3 |       |       |     |        |
| <i>Myrica cerifera</i>             | 2.8            | 0.7 | 1.8       | 0.5            | 0.6       | 0.2 | 0.6            | 0.2 | 0.0       | 0.0            | 0.0       | 0.0 | 0.0       | 0.0 |       |       |     |        |
| <i>Oenothera biennis</i>           | 0.0            | 0.0 | 0.2       | 0.2            | 0.3       | 0.2 | 0.3            | 0.2 | 0.0       | 0.0            | 0.0       | 0.0 | 0.0       | 0.0 |       |       |     |        |
| <i>Oenothera fruticosa</i>         | 0.0            | 0.0 | 0.0       | 0.0            | 0.0       | 0.0 | 0.0            | 0.0 | 0.3       | 0.2            | 0.2       | 0.3 | 0.2       | 0.0 |       |       |     |        |
| <i>Osmunda regalis</i>             | 0.0            | 0.0 | 0.3       | 0.2            | 0.0       | 0.0 | 0.0            | 0.0 | 0.0       | 0.0            | 0.0       | 0.0 | 0.0       | 0.0 |       |       |     |        |
| <i>Oxalis dillenii</i>             | 0.0            | 0.0 | 0.0       | 0.0            | 0.0       | 0.0 | 0.0            | 0.0 | 0.1       | 0.1            | 0.1       | 0.1 | 0.1       | 0.0 |       |       |     |        |
| <i>Oxalis stricta</i>              | 1.4            | 0.5 | 0.8       | 0.3            | 1.2       | 0.5 | 1.2            | 0.5 | 0.9       | 0.3            | 0.3       | 0.8 | 0.3       | 0.3 |       |       |     |        |
| <i>Panicum anceps</i>              | 0.0            | 0.0 | 0.0       | 0.0            | 0.3       | 0.3 | 0.3            | 0.3 | 0.0       | 0.0            | 0.0       | 0.0 | 0.0       | 0.0 |       |       |     |        |
| <i>Parthenocissus quinquefolia</i> | 5.5            | 1.5 | 0.4       | 0.3            | 0.8       | 0.4 | 0.8            | 0.4 | 0.7       | 0.3            | 0.4       | 0.7 | 0.3       | 0.0 |       |       |     |        |
| <i>Paspalum boschianum</i>         | 0.0            | 0.0 | 0.0       | 0.0            | 0.0       | 0.0 | 0.0            | 0.0 | 0.0       | 0.0            | 0.0       | 0.0 | 0.0       | 0.0 |       |       |     |        |

Table C.2. Continued.

| Species                         | Treatment      |     |  |                |     |  |                |     |  |                |     |  | P-value   |     |        |       |     |        |
|---------------------------------|----------------|-----|--|----------------|-----|--|----------------|-----|--|----------------|-----|--|-----------|-----|--------|-------|-----|--------|
|                                 | 1 <sup>c</sup> |     |  | 2 <sup>d</sup> |     |  | 3 <sup>d</sup> |     |  | 4 <sup>e</sup> |     |  | 5         |     |        | Yr    | Trt | Yr*trt |
|                                 | $\bar{x}$      | SE  |  | $\bar{x}$      | SE  |  | $\bar{x}$      | SE  |  | $\bar{x}$      | SE  |  | $\bar{x}$ | SE  |        |       |     |        |
| <i>Paspalum notatum</i>         | 0.0            | 0.0 |  | 0.2            | 0.1 |  | 0.6            | 0.3 |  | 0.8            | 0.4 |  | 0.0       | 0.0 |        |       |     |        |
| <i>Paspalum plicatulum</i>      | 1.1            | 0.6 |  | 1.0            | 0.5 |  | 0.0            | 0.0 |  | 0.1            | 0.1 |  | 0.0       | 0.0 |        |       |     |        |
| <i>Paspalum setaceum</i>        | 0.0            | 0.0 |  | 0.0            | 0.0 |  | 0.0            | 0.0 |  | 0.0            | 0.0 |  | 0.0       | 0.0 |        |       |     |        |
| <i>Passiflora lutea</i>         | 0.0            | 0.0 |  | 0.0            | 0.0 |  | 0.1            | 0.1 |  | 0.0            | 0.0 |  | 0.0       | 0.0 |        |       |     |        |
| <i>Phytolacca americana</i>     | 0.2            | 0.2 |  | 0.8            | 0.4 |  | 0.6            | 0.2 |  | 0.1            | 0.1 |  | 0.3       | 0.1 |        |       |     |        |
| <i>Pinus palustris</i>          | 0.2            | 0.1 |  | 0.5            | 0.4 |  | 0.0            | 0.0 |  | 0.1            | 0.1 |  | 0.0       | 0.0 |        |       |     |        |
| <i>Pinus taeda</i>              | 13.3           | 1.8 |  | 12.1           | 1.3 |  | 13.7           | 1.8 |  | 15.2           | 2.5 |  | 10.9      | 1.7 | ≤0.001 | 0.617 |     |        |
| <i>Plantago virginica</i>       | 0.1            | 0.1 |  | 0.5            | 0.2 |  | 0.3            | 0.3 |  | 0.3            | 0.1 |  | 0.1       | 0.1 |        |       |     |        |
| <i>Pluchea foetida</i>          | 0.0            | 0.0 |  | 0.0            | 0.0 |  | 0.1            | 0.1 |  | 0.0            | 0.0 |  | 0.0       | 0.0 |        |       |     |        |
| <i>Polygala nana</i>            | 0.4            | 0.2 |  | 0.2            | 0.2 |  | 0.3            | 0.1 |  | 0.3            | 0.2 |  | 0.1       | 0.1 |        |       |     |        |
| <i>Polygonum punctatum</i>      | 0.0            | 0.0 |  | 0.0            | 0.0 |  | 0.0            | 0.0 |  | 0.0            | 0.0 |  | 0.0       | 0.0 |        |       |     |        |
| <i>Polyprenum procumbens</i>    | 7.8            | 1.8 |  | 7.2            | 2.1 |  | 10.4           | 2.0 |  | 17.9           | 2.6 |  | 9.7       | 3.0 | 0.001  | 0.513 |     |        |
| <i>Prenanthes serpentina</i>    | 0.0            | 0.0 |  | 0.0            | 0.0 |  | 0.0            | 0.0 |  | 0.0            | 0.0 |  | 0.0       | 0.0 |        |       |     |        |
| <i>Prunus angustifolia</i>      | 0.1            | 0.1 |  | 0.0            | 0.0 |  | 0.3            | 0.3 |  | 0.0            | 0.0 |  | 0.0       | 0.0 |        |       |     |        |
| <i>Prunus serotina</i>          | 0.0            | 0.0 |  | 0.2            | 0.2 |  | 0.3            | 0.2 |  | 0.0            | 0.0 |  | 0.3       | 0.3 |        |       |     |        |
| <i>Pteridium aquilinum</i>      | 0.0            | 0.0 |  | 0.6            | 0.6 |  | 1.1            | 1.1 |  | 0.0            | 0.0 |  | 0.0       | 0.0 |        |       |     |        |
| <i>Ptilimum capillaceum</i>     | 0.5            | 0.3 |  | 0.1            | 0.1 |  | 1.1            | 0.7 |  | 0.6            | 0.5 |  | 0.0       | 0.0 |        |       |     |        |
| <i>Pycnanthemum incanum</i>     | 0.2            | 0.1 |  | 0.5            | 0.3 |  | 0.3            | 0.2 |  | 0.0            | 0.0 |  | 0.0       | 0.0 |        |       |     |        |
| <i>Pyrrhopappus carolinanus</i> | 0.0            | 0.0 |  | 0.3            | 0.2 |  | 0.5            | 0.2 |  | 0.3            | 0.1 |  | 0.0       | 0.0 |        |       |     |        |
| <i>Quercus falcata</i>          | 0.0            | 0.0 |  | 0.5            | 0.4 |  | 0.3            | 0.2 |  | 0.0            | 0.0 |  | 0.0       | 0.0 |        |       |     |        |
| <i>Quercus laurifolia</i>       | 0.0            | 0.0 |  | 0.0            | 0.0 |  | 0.0            | 0.0 |  | 0.0            | 0.0 |  | 0.0       | 0.0 |        |       |     |        |
| <i>Quercus marilandica</i>      | 0.5            | 0.2 |  | 0.2            | 0.1 |  | 0.0            | 0.0 |  | 0.6            | 0.2 |  | 0.2       | 0.1 |        |       |     |        |
| <i>Quercus nigra</i>            | 0.0            | 0.0 |  | 0.3            | 0.2 |  | 0.1            | 0.1 |  | 0.0            | 0.0 |  | 0.2       | 0.1 |        |       |     |        |
| <i>Quercus phellos</i>          | 0.6            | 0.3 |  | 0.3            | 0.2 |  | 0.0            | 0.0 |  | 0.0            | 0.0 |  | 0.1       | 0.1 |        |       |     |        |
| <i>Quercus virginiana</i>       | 0.0            | 0.0 |  | 0.0            | 0.0 |  | 0.0            | 0.0 |  | 0.2            | 0.2 |  | 0.0       | 0.0 |        |       |     |        |
| <i>Rhexia alifanus</i>          | 0.2            | 0.1 |  | 0.2            | 0.1 |  | 0.1            | 0.1 |  | 0.3            | 0.1 |  | 0.0       | 0.0 |        |       |     |        |
| <i>Rhexia mariana</i>           | 0.0            | 0.0 |  | 0.1            | 0.1 |  | 0.0            | 0.0 |  | 0.0            | 0.0 |  | 0.0       | 0.0 |        |       |     |        |
| <i>Rhexia virginica</i>         | 0.0            | 0.0 |  | 0.0            | 0.0 |  | 0.0            | 0.0 |  | 0.0            | 0.0 |  | 0.0       | 0.0 |        |       |     |        |

Table C.2. Continued.

| Species                         | Treatment      |     |  |                |     |  |                |     |  |                |     |  |           |     |  | P-value |        |        |
|---------------------------------|----------------|-----|--|----------------|-----|--|----------------|-----|--|----------------|-----|--|-----------|-----|--|---------|--------|--------|
|                                 | 1 <sup>c</sup> |     |  | 2 <sup>d</sup> |     |  | 3 <sup>d</sup> |     |  | 4 <sup>e</sup> |     |  | 5         |     |  | Yr      | Trt    | Yr*Trt |
|                                 | $\bar{x}$      | SE  |  | $\bar{x}$      | SE  |  | $\bar{x}$      | SE  |  | $\bar{x}$      | SE  |  | $\bar{x}$ | SE  |  |         |        |        |
| <i>Rhus copallina</i>           | 6.3            | 1.4 |  | 0.2            | 0.1 |  | 0.9            | 0.4 |  | 0.3            | 0.2 |  | 0.3       | 0.2 |  |         |        |        |
| <i>Rhynchosia reniformis</i>    | 0.0            | 0.0 |  | 0.0            | 0.0 |  | 0.0            | 0.0 |  | 0.0            | 0.0 |  | 0.0       | 0.0 |  |         |        |        |
| <i>Rhynchospora globularis</i>  | 9.7            | 1.9 |  | 10.9           | 2.5 |  | 10.7           | 2.2 |  | 10.8           | 2.2 |  | 0.8       | 0.4 |  |         |        |        |
| <i>Rhynchospora inexpansa</i>   | 4.0            | 1.2 |  | 3.3            | 1.1 |  | 4.9            | 1.5 |  | 4.6            | 1.6 |  | 2.1       | 0.9 |  | 0.007   | 0.860  |        |
| <i>Rhynchospora rariflora</i>   | 0.0            | 0.0 |  | 0.0            | 0.0 |  | 0.0            | 0.0 |  | 0.0            | 0.0 |  | 0.0       | 0.0 |  |         |        |        |
| <i>Rubus argutus</i>            | 29.3 A         | 3.5 |  | 12.8 B         | 1.7 |  | 12.3 B         | 2.6 |  | 8.5 BC         | 2.0 |  | 2.2 C     | 0.7 |  | 0.410   | ≤0.001 |        |
| <i>Rubus flagellaris</i>        | 10.6           | 2.5 |  | 2.9            | 0.9 |  | 4.6            | 1.6 |  | 1.5            | 0.6 |  | 0.0       | 0.0 |  | 0.007   | 0.098  |        |
| <i>Rubus trivialis</i>          | 32.8 AB        | 5.5 |  | 28.8 AB        | 5.5 |  | 46.6 A         | 7.0 |  | 37.1 AB        | 5.9 |  | 8.3 B     | 2.0 |  | 0.001   | 0.049  |        |
| <i>Rudbeckia hirta</i>          | 0.7            | 0.6 |  | 0.0            | 0.0 |  | 0.0            | 0.0 |  | 0.4            | 0.3 |  | 0.2       | 0.2 |  |         |        |        |
| <i>Sabatia campestris</i>       | 0.0            | 0.0 |  | 0.0            | 0.0 |  | 0.0            | 0.0 |  | 0.0            | 0.0 |  | 0.0       | 0.0 |  |         |        |        |
| <i>Salix nigra</i>              | 0.1            | 0.1 |  | 0.0            | 0.0 |  | 0.1            | 0.1 |  | 0.0            | 0.0 |  | 0.0       | 0.0 |  |         |        |        |
| <i>Sambucus canadensis</i>      | 0.0            | 0.0 |  | 0.0            | 0.0 |  | 0.4            | 0.3 |  | 0.2            | 0.1 |  | 0.0       | 0.0 |  |         |        |        |
| <i>Sassafras albidum</i>        | 0.1            | 0.1 |  | 0.0            | 0.0 |  | 0.0            | 0.0 |  | 0.0            | 0.0 |  | 0.1       | 0.1 |  |         |        |        |
| <i>Scirpus cyperinus</i>        | 0.4            | 0.3 |  | 0.0            | 0.0 |  | 0.0            | 0.0 |  | 0.0            | 0.0 |  | 0.0       | 0.0 |  |         |        |        |
| <i>Scutellaria elliptica</i>    | 0.0            | 0.0 |  | 0.1            | 0.1 |  | 0.0            | 0.0 |  | 0.0            | 0.0 |  | 0.0       | 0.0 |  |         |        |        |
| <i>Scutellaria integrifolia</i> | 0.2            | 0.1 |  | 0.1            | 0.1 |  | 0.1            | 0.1 |  | 0.0            | 0.0 |  | 0.1       | 0.1 |  |         |        |        |
| <i>Setaria pumilia</i>          | 0.0            | 0.0 |  | 0.0            | 0.0 |  | 0.0            | 0.0 |  | 0.0            | 0.0 |  | 0.0       | 0.0 |  |         |        |        |
| <i>Smilax bona-nox</i>          | 0.0            | 0.0 |  | 0.0            | 0.0 |  | 0.0            | 0.0 |  | 0.0            | 0.0 |  | 0.0       | 0.0 |  |         |        |        |
| <i>Smilax glauca</i>            | 0.7            | 0.2 |  | 0.7            | 0.3 |  | 0.1            | 0.1 |  | 0.4            | 0.2 |  | 0.4       | 0.3 |  |         |        |        |
| <i>Smilax laurifolia</i>        | 0.5            | 0.3 |  | 0.1            | 0.1 |  | 0.9            | 0.4 |  | 0.8            | 0.4 |  | 0.0       | 0.0 |  |         |        |        |
| <i>Smilax rotundifolia</i>      | 0.0            | 0.0 |  | 0.0            | 0.0 |  | 0.0            | 0.0 |  | 0.0            | 0.0 |  | 0.0       | 0.0 |  |         |        |        |
| <i>Solanum americanum</i>       | 0.0            | 0.0 |  | 0.0            | 0.0 |  | 0.2            | 0.1 |  | 0.0            | 0.0 |  | 0.0       | 0.0 |  |         |        |        |
| <i>Solanum carolinense</i>      | 0.1            | 0.1 |  | 0.1            | 0.1 |  | 0.0            | 0.0 |  | 0.0            | 0.0 |  | 0.0       | 0.0 |  |         |        |        |
| <i>Solanum chenopodioides</i>   | 0.0            | 0.0 |  | 0.0            | 0.0 |  | 0.2            | 0.2 |  | 0.0            | 0.0 |  | 0.0       | 0.0 |  |         |        |        |
| <i>Solidago canadensis</i>      | 10.3           | 2.2 |  | 10.6           | 3.2 |  | 15.2           | 2.7 |  | 13.8           | 2.1 |  | 1.6       | 0.7 |  | ≤0.001  | 0.182  |        |
| <i>Solidago gigantea</i>        | 0.0            | 0.0 |  | 0.0            | 0.0 |  | 0.0            | 0.0 |  | 0.0            | 0.0 |  | 0.0       | 0.0 |  |         |        |        |
| <i>Solidago juncea</i>          | 0.3            | 0.3 |  | 0.0            | 0.0 |  | 0.0            | 0.0 |  | 0.0            | 0.0 |  | 0.0       | 0.0 |  |         |        |        |
| <i>Solidago rugosa</i>          | 0.0            | 0.0 |  | 0.0            | 0.0 |  | 0.0            | 0.0 |  | 0.0            | 0.0 |  | 0.0       | 0.0 |  |         |        |        |

Table C.2. Continued.

| Species                        | Treatment      |     |  |                |     |  |                |     |  |                |     |  | P-value   |     |  |       |        |        |
|--------------------------------|----------------|-----|--|----------------|-----|--|----------------|-----|--|----------------|-----|--|-----------|-----|--|-------|--------|--------|
|                                | 1 <sup>c</sup> |     |  | 2 <sup>d</sup> |     |  | 3 <sup>d</sup> |     |  | 4 <sup>e</sup> |     |  |           |     |  | 5     |        |        |
|                                | $\bar{x}$      | SE  |  | $\bar{x}$      | SE  |  | $\bar{x}$      | SE  |  | $\bar{x}$      | SE  |  | $\bar{x}$ | SE  |  | Yr    | Trt    | Yr*trt |
| <i>Standing debris</i>         | 0.0            | 0.0 |  | 0.0            | 0.0 |  | 0.0            | 0.0 |  | 0.0            | 0.0 |  | 0.0       | 0.0 |  |       |        |        |
| <i>Strophostyles umbellata</i> | 0.6            | 0.3 |  | 0.0            | 0.0 |  | 0.0            | 0.0 |  | 0.0            | 0.0 |  | 0.0       | 0.0 |  |       |        |        |
| <i>Sylosanthes biflora</i>     | 1.3            | 0.4 |  | 0.3            | 0.1 |  | 0.1            | 0.1 |  | 0.1            | 0.1 |  | 0.3       | 0.1 |  |       |        |        |
| <i>Symplocos tinctoria</i>     | 0.0            | 0.0 |  | 0.0            | 0.0 |  | 0.0            | 0.0 |  | 0.0            | 0.0 |  | 0.0       | 0.0 |  |       |        |        |
| <i>Tephrosia virginiana</i>    | 0.3            | 0.3 |  | 0.0            | 0.0 |  | 1.0            | 0.4 |  | 0.2            | 0.1 |  | 0.0       | 0.0 |  |       |        |        |
| <i>Toxicodendron radicans</i>  | 6.6            | 1.3 |  | 0.0            | 0.0 |  | 0.0            | 0.0 |  | 0.2            | 0.1 |  | 0.1       | 0.1 |  |       |        |        |
| <i>Troglia urticifolia</i>     | 0.0            | 0.0 |  | 0.0            | 0.0 |  | 0.1            | 0.1 |  | 0.3            | 0.2 |  | 0.1       | 0.1 |  |       |        |        |
| <i>Vaccinium arboreum</i>      | 1.8            | 0.6 |  | 2.6            | 0.8 |  | 0.9            | 0.4 |  | 1.3            | 0.5 |  | 1.4       | 0.5 |  | 0.005 | 0.108  |        |
| <i>Vaccinium darrowii</i>      | 0.8            | 0.4 |  | 0.2            | 0.2 |  | 0.0            | 0.0 |  | 0.0            | 0.0 |  | 0.1       | 0.1 |  |       |        |        |
| <i>Vaccinium ellottii</i>      | 0.0            | 0.0 |  | 0.2            | 0.2 |  | 0.0            | 0.0 |  | 0.0            | 0.0 |  | 0.0       | 0.0 |  |       |        |        |
| <i>Vaccinium stamenium</i>     | 0.0            | 0.0 |  | 0.0            | 0.0 |  | 0.0            | 0.0 |  | 0.0            | 0.0 |  | 0.0       | 0.0 |  |       |        |        |
| <i>Verbena brasiliensis</i>    | 0.3            | 0.3 |  | 0.8            | 0.6 |  | 0.8            | 0.5 |  | 0.0            | 0.0 |  | 0.0       | 0.0 |  |       |        |        |
| <i>Viola affinis</i>           | 0.0            | 0.0 |  | 0.0            | 0.0 |  | 0.0            | 0.0 |  | 0.4            | 0.3 |  | 0.0       | 0.0 |  |       |        |        |
| <i>Viola lanceolata</i>        | 0.3            | 0.2 |  | 0.0            | 0.0 |  | 0.7            | 0.3 |  | 0.2            | 0.1 |  | 0.1       | 0.1 |  |       |        |        |
| <i>Viola palmata</i>           | 0.0            | 0.0 |  | 0.0            | 0.0 |  | 0.0            | 0.0 |  | 0.0            | 0.0 |  | 0.0       | 0.0 |  |       |        |        |
| <i>Vitis aestivalis</i>        | 0.0            | 0.0 |  | 0.1            | 0.1 |  | 0.2            | 0.2 |  | 0.2            | 0.1 |  | 0.0       | 0.0 |  |       |        |        |
| <i>Vitis rotundifolia</i>      | 11.3 A         | 2.3 |  | 0.5 B          | 0.3 |  | 0.4 B          | 0.2 |  | 2.5 B          | 1.1 |  | 0.5 B     | 0.3 |  | 0.001 | ≤0.001 |        |
| <i>Wahlenbergia marginata</i>  | 0.0            | 0.0 |  | 0.7            | 0.4 |  | 1.3            | 0.5 |  | 1.7            | 0.6 |  | 0.7       | 0.3 |  |       |        |        |
| <i>Xyris</i> spp.              | 0.0            | 0.0 |  | 0.3            | 0.3 |  | 0.0            | 0.0 |  | 0.1            | 0.1 |  | 0.0       | 0.0 |  |       |        |        |

<sup>a</sup> Frequency of occurrence = (no. of m with species) / (30 m per transect),  $n = 10$  per treatment.

<sup>b</sup> Actual means presented; analyses conducted on square-root transformed data; means within rows followed by same letter do not differ ( $P > 0.05$ ).

<sup>c</sup> Within-year treatment effect ( $P \leq 0.001$ ): Debris, *Vitis rotundifolia*.

<sup>d</sup> Within-year treatment effect ( $P \leq 0.001$ ): Debris.

<sup>e</sup> Within-year treatment effect ( $P \leq 0.001$ ): Debris, *Erechtites hieracifolia*.

Table C.3. Percent coverage per section of Nudd's Density Board<sup>a</sup> for 5 pine plantation management regimes varying from low (1) to high (5) intensity at years 1 and 2 post-treatment (June 2002 and June 2003) in the Mississippi Lower Coastal Plain<sup>b</sup>.

| Height (m) | Treatment      |           |                |           |                |           |                |           |                |           |        |        | P-value |  |  |
|------------|----------------|-----------|----------------|-----------|----------------|-----------|----------------|-----------|----------------|-----------|--------|--------|---------|--|--|
|            | 1 <sup>c</sup> |           | 2 <sup>d</sup> |           | 3 <sup>e</sup> |           | 4 <sup>e</sup> |           | 5 <sup>e</sup> |           | Yr     | Trt    | Yr*trt  |  |  |
|            | $\bar{x}$      | LCL UCL   | $\bar{x}$      | LCL UCL   | $\bar{x}$      | LCL UCL   | $\bar{x}$      | LCL UCL   | $\bar{x}$      | LCL UCL   |        |        |         |  |  |
| 2002       |                |           |                |           |                |           |                |           |                |           |        |        |         |  |  |
| 0.0-0.3    | 65.4 A         | 60.4 70.3 | 61.8 A         | 53.4 69.9 | 47.9 B         | 42.7 53.1 | 31.6 C         | 27.9 35.4 | 30.5 C         | 26.3 34.9 | ≤0.001 | ≤0.001 | 0.014   |  |  |
| 0.3-0.6    | 37.2 A         | 31.7 42.9 | 33.9 A         | 24.7 43.8 | 17.4 B         | 12.8 22.6 | 8.0 C          | 5.5 10.9  | 7.5 C          | 4.8 10.8  | ≤0.001 | ≤0.001 | 0.010   |  |  |
| 0.6-0.9    | 10.0 A         | 6.6 14.1  | 14.1 AB        | 8.1 21.5  | 2.5 AC         | 1.2 4.4   | 0.9 C          | 0.3 1.7   | 1.7 C          | 0.7 3.3   | ≤0.001 | 0.007  | 0.013   |  |  |
| 0.9-1.2    | 1.8            | 0.7 3.4   | 4.8            | 2.1 8.5   | 0.5            | 0.1 1.3   | 0.1            | 0.0 0.3   | 0.5            | 0.1 1.3   | ≤0.001 | 0.108  | 0.087   |  |  |
| 1.2-1.5    | 0.5            | 0.1 1.2   | 1.6            | 0.4 3.4   | 0.1            | 0.0 0.3   | 0.0            | 0.0 0.1   | 0.3            | 0.0 0.8   | ≤0.001 | 0.358  | 0.113   |  |  |
| 1.5-1.8    | 0.3            | 0.0 0.8   | 0.7            | 0.1 1.9   | 0.1            | 0.0 0.3   | 0.0            | 0.0 0.0   | 0.1            | 0.0 0.5   | ≤0.001 | 0.490  | 0.143   |  |  |
| 2003       |                |           |                |           |                |           |                |           |                |           |        |        |         |  |  |
| 0.0-0.3    | 84.4 A         | 81.6 87.0 | 76.6 A         | 72.1 80.8 | 80.6 A         | 77.3 83.7 | 76.5 A         | 72.1 80.6 | 53.8 B         | 47.4 60.1 | ≤0.001 | ≤0.001 | 0.014   |  |  |
| 0.3-0.6    | 79.3 A         | 75.0 83.2 | 66.7 A         | 59.8 73.2 | 72.2 A         | 67.2 77.0 | 65.7 A         | 60.1 71.1 | 43.9 B         | 37.5 50.3 | ≤0.001 | ≤0.001 | 0.010   |  |  |
| 0.6-0.9    | 65.9 A         | 58.7 72.8 | 54.8 A         | 46.9 62.6 | 59.2 A         | 52.6 65.5 | 55.8 A         | 49.5 62.0 | 36.4 B         | 30.8 42.3 | ≤0.001 | 0.007  | 0.013   |  |  |
| 0.9-1.2    | 51.2           | 43.3 59.2 | 40.6           | 33.3 48.0 | 44.3           | 37.5 51.2 | 41.9           | 35.9 48.0 | 29.3           | 24.9 33.9 | ≤0.001 | 0.108  | 0.087   |  |  |
| 1.2-1.5    | 40.1           | 33.2 47.2 | 27.6           | 22.1 33.4 | 32.3           | 26.4 38.6 | 32.1           | 27.1 37.4 | 24.3           | 20.7 28.1 | ≤0.001 | 0.358  | 0.113   |  |  |
| 1.5-1.8    | 31.3           | 25.3 37.5 | 19.2           | 15.4 23.3 | 24.2           | 18.9 29.9 | 26.3           | 21.8 31.0 | 20.5           | 17.1 24.0 | ≤0.001 | 0.490  | 0.143   |  |  |

<sup>a</sup> Mean of readings in each cardinal direction at meters 15 and 22 on 10, randomly-allocated transects per treatment.

<sup>b</sup> Means and confidence limits are arcsine square-root back-transformed; means within rows followed by same letter not significantly different ( $P > 0.05$ ).

<sup>c</sup> Within-treatment year effect ( $P < 0.01$ ): 0.0-0.3; ( $P \leq 0.001$ ): 0.3-0.6, 0.6-0.9.

<sup>d</sup> Within-treatment year effect ( $P < 0.05$ ): 0.0-0.3; ( $P \leq 0.001$ ): 0.3-0.6, 0.6-0.9.

<sup>e</sup> Within-treatment year effect ( $P \leq 0.001$ ): 0.0-0.3, 0.3-0.6, 0.6-0.9.



Table C.4. Leaf biomass (dry weight, kg/ha)<sup>a</sup> by forage class for 5 pine plantation management regimes varying from low (1) to high (5) intensity at years 1 and 2 post-treatment (July 2002 and July 2003) in the Mississippi Lower Coastal Plain<sup>b</sup>.

| Forage type       | Treatment      |      |                |      |                |       |                |      |                |      |    |     | P-value      |              |
|-------------------|----------------|------|----------------|------|----------------|-------|----------------|------|----------------|------|----|-----|--------------|--------------|
|                   | 1 <sup>c</sup> |      | 2 <sup>d</sup> |      | 3 <sup>e</sup> |       | 4 <sup>f</sup> |      | 5 <sup>g</sup> |      | Yr | Trt | Yr*trt       |              |
|                   | $\bar{x}$      | SE   | $\bar{x}$      | SE   | $\bar{x}$      | SE    | $\bar{x}$      | SE   | $\bar{x}$      | SE   |    |     |              |              |
| <b>2002</b>       |                |      |                |      |                |       |                |      |                |      |    |     |              |              |
| Fern              | 0.0            | 0.0  | 0.0            | 0.0  | 23.6           | 23.6  | 0.0            | 0.0  | 0.0            | 0.0  |    |     | 0.409        | 0.471        |
| Forb (legume)     | 3.7            | 1.7  | 1.7            | 0.3  | 5.5            | 3.0   | 1.0            | 0.3  | 0.4            | 0.2  |    |     | 0.070        | 0.059        |
| Forb (non-legume) | 255.3 A        | 42.0 | 423.5 A        | 64.4 | 366.5 A        | 55.5  | 15.0 B         | 7.1  | 39.8 B         | 16.9 |    |     | $\leq 0.001$ | 0.007        |
| Grass             | 235.2 A        | 38.9 | 212.7 AB       | 43.0 | 284.8 A        | 50.5  | 79.5 BC        | 27.6 | 37.8 C         | 11.9 |    |     | 0.009        | 0.529        |
| Grasslike         | 49.4           | 30.4 | 63.9           | 19.6 | 62.3           | 22.9  | 9.4            | 4.9  | 20.8           | 11.4 |    |     | 0.107        | 0.248        |
| Vine              | 156.2 A        | 27.0 | 63.5 B         | 12.8 | 91.6 AB        | 20.1  | 25.5 B         | 8.0  | 32.0 B         | 12.6 |    |     | 0.007        | $\leq 0.001$ |
| Woody             | 156.3 A        | 40.9 | 79.7 AB        | 25.0 | 33.6 B         | 10.7  | 25.1 B         | 9.0  | 24.1 B         | 12.4 |    |     | 0.233        | 0.003        |
| Total             | 856.2 A        | 77.8 | 844.9 A        | 93.6 | 868.0 A        | 106.2 | 155.6 B        | 35.1 | 154.8 B        | 31.3 |    |     | $\leq 0.001$ | 0.005        |
| <b>2003</b>       |                |      |                |      |                |       |                |      |                |      |    |     |              |              |
| Fern              | 0.0            | 0.0  | 0.0            | 0.0  | 6.2            | 4.8   | 0.0            | 0.0  | 0.0            | 0.0  |    |     | 0.348        | 0.409        |
| Forb (legume)     | 1.8            | 1.2  | 4.9            | 2.1  | 9.4            | 4.3   | 20.3           | 7.8  | 3.7            | 2.2  |    |     | 0.010        | 0.070        |
| Forb (non-legume) | 243.8 AB       | 32.0 | 403.1 A        | 47.6 | 471.9 A        | 45.8  | 483.2 A        | 48.4 | 169.6 B        | 36.8 |    |     | 0.004        | 0.013        |
| Grass             | 453.0 A        | 64.2 | 387.4 A        | 54.1 | 411.7 A        | 68.0  | 277.9 A        | 54.8 | 281.0 A        | 46.5 |    |     | $\leq 0.001$ | 0.009        |
| Grasslike         | 80.1           | 34.4 | 223.4          | 64.2 | 184.4          | 58.7  | 202.1          | 45.7 | 3.9            | 3.4  |    |     | 0.023        | 0.107        |
| Vine              | 454.6 A        | 54.2 | 162.2 B        | 27.8 | 222.2 B        | 30.1  | 124.5 B        | 18.6 | 7.3 C          | 5.1  |    |     | $\leq 0.001$ | $\leq 0.001$ |
| Woody             | 127.7 A        | 25.1 | 73.9 A         | 18.1 | 119.4 A        | 31.6  | 125.2 A        | 30.6 | 81.4 A         | 26.1 |    |     | $\leq 0.001$ | 0.233        |
| Total             | 1361.0 A       | 85.1 | 1254.9 A       | 87.7 | 1425.2 A       | 92.5  | 1233.1 A       | 84.5 | 546.9 B        | 60.0 |    |     | $\leq 0.001$ | 0.001        |

<sup>a</sup> Twenty exclosures per treatment were randomly allocated at the beginning and clipped at the end of each growing season.

<sup>b</sup> Actual means presented; analyses conducted on square-root transformed data; means within rows followed by same letter do not differ ( $P > 0.05$ ).

<sup>c</sup> Within-treatment year effect ( $P \leq 0.001$ ); vine; ( $P < 0.05$ ); total.

<sup>d</sup> Within-treatment year effect ( $P \leq 0.001$ ); vine; ( $P < 0.05$ ); total.

<sup>e</sup> Within-treatment year effect ( $P \leq 0.001$ ); vine; ( $P < 0.01$ ); woody, total.

<sup>f</sup> Within-treatment year effect ( $P \leq 0.001$ ); forb, vine, woody, total.

<sup>g</sup> Within-treatment year effect ( $P < 0.01$ ); total; ( $P < 0.05$ ); woody.

Table C.5. Leaf biomass (dry weight, kg/ha)<sup>a</sup> by forage class and species for 5 pine plantation management regimes varying from low (1) to high (5) intensity at years 1 and 2 post-treatment (July 2002 and July 2003) in the Mississippi Lower Coastal Plain<sup>b</sup>.

| Species                         | Treatment |      |  |                |      |  |                |      |  |                |      |  |           |      |  | P-value |     |        |       |
|---------------------------------|-----------|------|--|----------------|------|--|----------------|------|--|----------------|------|--|-----------|------|--|---------|-----|--------|-------|
|                                 | 1         |      |  | 2 <sup>c</sup> |      |  | 3 <sup>d</sup> |      |  | 4 <sup>e</sup> |      |  | 5         |      |  | Yr      | Trt | Yr*trt |       |
|                                 | $\bar{x}$ | SE   |  | $\bar{x}$      | SE   |  | $\bar{x}$      | SE   |  | $\bar{x}$      | SE   |  | $\bar{x}$ | SE   |  |         |     |        |       |
| 2002                            |           |      |  |                |      |  |                |      |  |                |      |  |           |      |  |         |     |        |       |
| Fern                            |           |      |  |                |      |  |                |      |  |                |      |  |           |      |  |         |     |        |       |
| <i>Osmunda regalis</i>          | 0.0       | 0.0  |  | 0.0            | 0.0  |  | 0.0            | 0.0  |  | 0.0            | 0.0  |  | 0.0       | 0.0  |  |         |     |        |       |
| <i>Pteridium aquilinum</i>      | 0.0       | 0.0  |  | 0.0            | 0.0  |  | 23.3           | 23.3 |  | 0.0            | 0.0  |  | 0.0       | 0.0  |  |         |     |        |       |
| Forb (legume)                   |           |      |  |                |      |  |                |      |  |                |      |  |           |      |  |         |     |        |       |
| <i>Centrosema virginianum</i>   | 1.4       | 1.3  |  | 0.0            | 0.0  |  | 0.0            | 0.0  |  | 0.0            | 0.0  |  | 0.0       | 0.0  |  |         |     |        |       |
| <i>Chamaecrista fasciculata</i> | <0.1      | <0.1 |  | 0.3            | 0.1  |  | <0.1           | <0.1 |  | <0.1           | <0.1 |  | <0.1      | <0.1 |  |         |     |        |       |
| <i>Desmodium ciliare</i>        | 0.1       | <0.1 |  | 0.2            | 0.1  |  | 1.4            | 1.3  |  | 0.2            | 0.1  |  | 0.1       | 0.0  |  |         |     |        |       |
| <i>Desmodium rotundifolium</i>  | 0.1       | <0.1 |  | 0.1            | <0.1 |  | 1.4            | 1.2  |  | 0.3            | 0.1  |  | 0.1       | <0.1 |  |         |     |        |       |
| <i>Desmodium tortuosum</i>      | 0.0       | 0.0  |  | 0.0            | 0.0  |  | 0.0            | 0.0  |  | 0.0            | 0.0  |  | 0.0       | 0.0  |  |         |     |        |       |
| <i>Indigofera caroliniana</i>   | 0.1       | <0.1 |  | 0.0            | 0.0  |  | 0.0            | 0.0  |  | 0.2            | 0.1  |  | 0.1       | 0.2  |  |         |     |        |       |
| <i>Lespedeza capitata</i>       | 0.0       | 0.0  |  | 0.0            | 0.0  |  | 0.0            | 0.0  |  | 0.0            | 0.0  |  | 0.0       | 0.0  |  |         |     |        |       |
| <i>Lespedeza cuneata</i>        | 0.0       | 0.0  |  | <0.1           | <0.1 |  | 0.1            | <0.1 |  | 0.0            | 0.0  |  | 0.0       | 0.0  |  |         |     |        |       |
| <i>Lespedeza repens</i>         | 0.5       | 0.2  |  | 0.8            | 0.2  |  | 0.6            | 0.2  |  | 0.2            | 0.1  |  | 0.1       | 0.0  |  |         |     |        |       |
| <i>Rhynchosia reniformis</i>    | 0.0       | 0.0  |  | 0.0            | 0.0  |  | <0.1           | <0.1 |  | <0.1           | <0.1 |  | <0.1      | 0.0  |  |         |     |        |       |
| <i>Stylosanthes biflora</i>     | 1.4       | 1.1  |  | 0.1            | <0.1 |  | 1.5            | 1.4  |  | <0.1           | <0.1 |  | <0.1      | <0.1 |  |         |     |        |       |
| <i>Tephrosia virginiana</i>     | <0.1      | <0.1 |  | 0.2            | 0.1  |  | 0.2            | 0.1  |  | 0.0            | 0.0  |  | 0.0       | 0.0  |  |         |     |        |       |
| Forb (non-legume)               |           |      |  |                |      |  |                |      |  |                |      |  |           |      |  |         |     |        |       |
| <i>Acalypha gracilens</i>       | 0.6       | 0.2  |  | 32.9           | 11.2 |  | 18.9           | 6.9  |  | 0.4            | 0.2  |  | 0.0       | 0.0  |  |         |     | 0.170  | 0.418 |
| <i>Ambrosia artemisiifolia</i>  | 1.6       | 1.4  |  | 2.6            | 2.6  |  | <0.1           | <0.1 |  | 0.1            | <0.1 |  | 0.0       | 0.0  |  |         |     |        |       |
| <i>Aster adnatus</i>            | <0.1      | <0.1 |  | 1.7            | 1.6  |  | 1.5            | 1.5  |  | 0.0            | 0.0  |  | 0.0       | 0.0  |  |         |     |        |       |
| <i>Aster dumosus</i>            | 5.4       | 3.0  |  | 0.1            | <0.1 |  | 0.1            | <0.1 |  | 0.0            | 0.0  |  | 0.0       | 0.0  |  |         |     |        |       |
| <i>Aster patens</i>             | 0.0       | 0.0  |  | <0.1           | <0.1 |  | 6.8            | 6.7  |  | 0.0            | 0.0  |  | 0.0       | 0.0  |  |         |     |        |       |
| <i>Carduus spinosissimus</i>    | <0.1      | <0.1 |  | 2.1            | 2.1  |  | 5.4            | 3.1  |  | 0.0            | 0.0  |  | <0.1      | <0.1 |  |         |     |        |       |
| <i>Cnidocolus stimulosus</i>    | 0.0       | 0.0  |  | 0.0            | 0.0  |  | 0.0            | 0.0  |  | 0.0            | 0.0  |  | 0.0       | 0.0  |  |         |     |        |       |
| <i>Coreopsis major</i>          | 0.0       | 0.0  |  | 0.0            | 0.0  |  | 1.1            | 1.1  |  | 0.0            | 0.0  |  | 0.0       | 0.0  |  |         |     |        |       |
| <i>Crotalaria sagittalis</i>    | 0.0       | 0.0  |  | 0.1            | <0.1 |  | 5.4            | 4.6  |  | 0.0            | 0.0  |  | 0.0       | 0.0  |  |         |     |        |       |

Table C.5. Continued.

| Species                         | Treatment |      |  |                |      |  |                |      |  |                |      |  | P-value   |      |  |       |       |        |
|---------------------------------|-----------|------|--|----------------|------|--|----------------|------|--|----------------|------|--|-----------|------|--|-------|-------|--------|
|                                 | 1         |      |  | 2 <sup>b</sup> |      |  | 3 <sup>c</sup> |      |  | 4 <sup>d</sup> |      |  | 5         |      |  | Yr    | Trt   | Yr*trt |
|                                 | $\bar{x}$ | SE   |  | $\bar{x}$      | SE   |  | $\bar{x}$      | SE   |  | $\bar{x}$      | SE   |  | $\bar{x}$ | SE   |  |       |       |        |
| <i>Croton capitatus</i>         | <0.1      | <0.1 |  | 5.2            | 5.1  |  | 9.0            | 7.1  |  | <0.1           | <0.1 |  | <0.1      | 9.8  |  |       |       |        |
| <i>Diodia teres</i>             | 49.1      | 24.0 |  | 11.6           | 11.6 |  | 15.9           | 9.1  |  | <0.1           | <0.1 |  | <0.1      | 1.4  |  |       |       |        |
| <i>Diodia virginiana</i>        | 0.0       | 0.0  |  | 0.0            | 0.0  |  | 0.0            | 0.0  |  | 0.0            | 0.0  |  | 0.0       | 0.0  |  |       |       |        |
| <i>Erechtites hieracifolia</i>  | 53.1 A    | 19.2 |  | 66.5 A         | 17.5 |  | 42.8 A         | 11.7 |  | 5.0 B          | 4.9  |  | 1.4 B     | 1.4  |  | 0.063 | 0.002 | 0.044  |
| <i>Erigeron strigosus</i>       | 0.0       | 0.0  |  | 0.0            | 0.0  |  | <0.1           | <0.1 |  | 0.0            | 0.0  |  | 0.0       | 0.0  |  |       |       |        |
| <i>Eupatorium album</i>         | 9.9       | 5.1  |  | 8.2            | 5.4  |  | 6.7            | 2.8  |  | 0.0            | 0.0  |  | <0.1      | <0.1 |  |       |       |        |
| <i>Eupatorium capillifolium</i> | 53.1 AB   | 15.0 |  | 100.8 B        | 20.2 |  | 85.0 AB        | 18.0 |  | 7.1 A          | 3.9  |  | 3.1 A     | 2.1  |  | 0.002 | 0.021 | 0.043  |
| <i>Eupatorium perfoliatum</i>   | 0.0       | 0.0  |  | 1.5            | 1.5  |  | <0.1           | <0.1 |  | 0.0            | 0.0  |  | 0.0       | 0.0  |  |       |       |        |
| <i>Eupatorium rotundifolium</i> | <0.1      | <0.1 |  | 0.0            | 0.0  |  | 0.0            | 0.0  |  | 0.0            | 0.0  |  | 0.0       | 0.0  |  |       |       |        |
| <i>Eupatorium semiserratum</i>  | 0.0       | 0.0  |  | 3.0            | 2.0  |  | 4.1            | 3.4  |  | 0.0            | 0.0  |  | 0.0       | 0.0  |  |       |       |        |
| <i>Eupatorium serotinum</i>     | 1.6       | 1.5  |  | 2.5            | 2.4  |  | <0.1           | <0.1 |  | 0.0            | 0.0  |  | 0.0       | 0.0  |  |       |       |        |
| <i>Euphorbia corollata</i>      | 0.2       | 0.1  |  | 2.7            | 1.9  |  | 3.5            | 2.1  |  | 0.1            | <0.1 |  | 2.0       | 1.9  |  |       |       |        |
| <i>Euthamia tenuifolia</i>      | 26.7      | 11.0 |  | 67.6           | 19.4 |  | 41.4           | 9.4  |  | <0.1           | <0.1 |  | <0.1      | <0.1 |  | 0.023 | 0.143 | 0.325  |
| <i>Galium circaezans</i>        | <0.1      | <0.1 |  | <0.1           | <0.1 |  | 0.2            | 0.1  |  | 0.0            | 0.0  |  | 0.0       | 0.0  |  |       |       |        |
| <i>Gnaphalium falcatum</i>      | 0.4       | 0.2  |  | 59.1           | 15.3 |  | 13.3           | 5.9  |  | 0.0            | 0.0  |  | 0.0       | 0.0  |  | 0.338 | 0.350 | 0.361  |
| <i>Helianthus hirsutus</i>      | 0.1       | <0.1 |  | 2.3            | 2.3  |  | 1.6            | 1.5  |  | 0.0            | 0.0  |  | 0.0       | 0.0  |  |       |       |        |
| <i>Heterotheca graminifolia</i> | 0.0       | 0.0  |  | 0.0            | 0.0  |  | 0.0            | 0.0  |  | 0.0            | 0.0  |  | 0.0       | 0.0  |  |       |       |        |
| <i>Lactuca canadensis</i>       | 0.0       | 0.0  |  | 0.0            | 0.0  |  | 0.0            | 0.0  |  | 0.0            | 0.0  |  | 0.0       | 0.0  |  |       |       |        |
| <i>Lactuca floridana</i>        | 0.0       | 0.0  |  | 0.0            | 0.0  |  | 1.7            | 1.7  |  | 0.0            | 0.0  |  | 0.0       | 0.0  |  |       |       |        |
| <i>Lechea patula</i>            | 0.0       | 0.0  |  | 0.0            | 0.0  |  | 0.0            | 0.0  |  | 0.0            | 0.0  |  | 0.0       | 0.0  |  |       |       |        |
| <i>Liatis squarrosa</i>         | 8.6       | 8.6  |  | 0.0            | 0.0  |  | 0.0            | 0.0  |  | 0.0            | 0.0  |  | <0.1      | <0.1 |  |       |       |        |
| <i>Linum medium</i>             | <0.1      | <0.1 |  | 0.0            | 0.0  |  | 0.0            | 0.0  |  | 0.0            | 0.0  |  | 0.0       | 0.0  |  |       |       |        |
| <i>Ludwigia glandulosa</i>      | 0.0       | 0.0  |  | 0.0            | 0.0  |  | 0.0            | 0.0  |  | 0.0            | 0.0  |  | 0.0       | 0.0  |  |       |       |        |
| <i>Mecardonia acuminata</i>     | 0.0       | 0.0  |  | 0.0            | 0.0  |  | 0.0            | 0.0  |  | 0.0            | 0.0  |  | 0.0       | 0.0  |  |       |       |        |
| <i>Mimosa quadrivalvis</i>      | <0.1      | <0.1 |  | 0.0            | 0.0  |  | <0.1           | <0.1 |  | 0.0            | 0.0  |  | 0.0       | 0.0  |  |       |       |        |
| <i>Oenothera biennis</i>        | 0.0       | 0.0  |  | 0.0            | 0.0  |  | 0.0            | 0.0  |  | 0.0            | 0.0  |  | 0.0       | 0.0  |  |       |       |        |
| <i>Oxalis dillenii</i>          | 1.2       | 1.2  |  | 0.0            | 0.0  |  | <0.1           | <0.1 |  | <0.1           | <0.1 |  | <0.1      | 1.7  |  |       |       |        |
| <i>Oxalis stricta</i>           | 0.0       | 0.0  |  | 14.8           | 4.4  |  | 8.0            | 4.0  |  | 0.0            | 0.0  |  | <0.1      | <0.1 |  |       |       |        |

Table C.5. Continued.

| Species                           | Treatment |      |  |                |      |  |                |      |  |                |      |  | P-value   |      |  |              |       |        |
|-----------------------------------|-----------|------|--|----------------|------|--|----------------|------|--|----------------|------|--|-----------|------|--|--------------|-------|--------|
|                                   | 1         |      |  | 2 <sup>b</sup> |      |  | 3 <sup>c</sup> |      |  | 4 <sup>d</sup> |      |  | 5         |      |  | Yr           | Trt   | Yr*trt |
|                                   | $\bar{x}$ | SE   |  | $\bar{x}$      | SE   |  | $\bar{x}$      | SE   |  | $\bar{x}$      | SE   |  | $\bar{x}$ | SE   |  |              |       |        |
| <i>Phytolacca americana</i>       | 0.0       | 0.0  |  | 4.4            | 4.2  |  | 1.1            | 1.0  |  | 1.8            | 1.7  |  | 16.5      | 13.4 |  |              |       |        |
| <i>Plantago virginica</i>         | 0.0       | 0.0  |  | 0.1            | <0.1 |  | <0.1           | <0.1 |  | 0.0            | 0.0  |  | 0.0       | 0.0  |  |              |       |        |
| <i>Pluchea foetida</i>            | 0.0       | 0.0  |  | 0.0            | 0.0  |  | 0.0            | 0.0  |  | 0.0            | 0.0  |  | 0.0       | 0.0  |  |              |       |        |
| <i>Polygala nana</i>              | <0.1      | <0.1 |  | 0.0            | 0.0  |  | 0.0            | 0.0  |  | 0.0            | 0.0  |  | <0.1      | <0.1 |  |              |       |        |
| <i>Polypremum procumbens</i>      | 35.3      | 16.4 |  | 13.0           | 4.9  |  | 63.2           | 29.1 |  | <0.1           | <0.1 |  | <0.1      | <0.1 |  | 0.005        | 0.063 | 0.328  |
| <i>Ptilimnium capillaceum</i>     | 0.0       | 0.0  |  | 0.0            | 0.0  |  | 0.0            | 0.0  |  | 0.0            | 0.0  |  | 0.0       | 0.0  |  |              |       |        |
| <i>Pycnanthemum incanum</i>       | 4.9       | 4.8  |  | 1.6            | 1.6  |  | 6.1            | 4.3  |  | 0.0            | 0.0  |  | 0.0       | 0.0  |  |              |       |        |
| <i>Pyrrhopappus carolinianus</i>  | 0.0       | 0.0  |  | 0.9            | 0.9  |  | 0.0            | 0.0  |  | 0.0            | 0.0  |  | 0.0       | 0.0  |  |              |       |        |
| <i>Rhexia alifanus</i>            | 0.0       | 0.0  |  | 0.0            | 0.0  |  | 0.0            | 0.0  |  | 0.0            | 0.0  |  | 0.0       | 0.0  |  |              |       |        |
| <i>Rhexia mariana</i>             | <0.1      | <0.1 |  | 0.0            | 0.0  |  | 0.0            | 0.0  |  | 0.0            | 0.0  |  | 0.0       | 0.0  |  |              |       |        |
| <i>Rhexia virginica</i>           | <0.1      | <0.1 |  | 0.0            | 0.0  |  | 0.0            | 0.0  |  | 0.0            | 0.0  |  | 0.0       | 0.0  |  |              |       |        |
| <i>Rudbeckia hirta</i>            | 0.0       | 0.0  |  | <0.1           | <0.1 |  | 0.0            | 0.0  |  | 0.0            | 0.0  |  | 0.0       | 0.0  |  |              |       |        |
| <i>Sabatia campestris</i>         | 0.0       | 0.0  |  | 0.3            | 0.1  |  | 0.0            | 0.0  |  | 0.0            | 0.0  |  | 0.0       | 0.0  |  |              |       |        |
| <i>Scutellaria intergrifolia</i>  | 0.1       | <0.1 |  | 0.0            | 0.0  |  | 1.2            | 1.2  |  | 0.0            | 0.0  |  | 0.0       | 0.0  |  |              |       |        |
| <i>Solanum americanum</i>         | 0.0       | 0.0  |  | 17.4           | 17.4 |  | 0.0            | 0.0  |  | 0.0            | 0.0  |  | 0.0       | 0.0  |  |              |       |        |
| <i>Solanum carolinense</i>        | 0.0       | 0.0  |  | 0.0            | 0.0  |  | 0.0            | 0.0  |  | 0.0            | 0.0  |  | 0.0       | 0.0  |  |              |       |        |
| <i>Solidago canadensis</i>        | 0.0       | 0.0  |  | 0.0            | 0.0  |  | 0.0            | 0.0  |  | 0.0            | 0.0  |  | 0.0       | 0.0  |  | 0.004        | 0.067 | 0.397  |
| <i>Solidago gigantea</i>          | 0.0       | 0.0  |  | 0.0            | 0.0  |  | 0.0            | 0.0  |  | 0.0            | 0.0  |  | 0.0       | 0.0  |  |              |       |        |
| <i>Tragia urticifolia</i>         | 0.3       | 0.1  |  | <0.1           | <0.1 |  | 0.1            | <0.1 |  | <0.1           | <0.1 |  | <0.1      | <0.1 |  |              |       |        |
| <i>Viola lanceolata</i>           | 0.0       | 0.0  |  | 0.0            | 0.0  |  | 7.6            | 6.5  |  | 0.0            | 0.0  |  | 0.0       | 0.0  |  |              |       |        |
| <i>Viola palmata</i>              | 2.4       | 1.7  |  | 0.2            | 0.1  |  | 0.4            | 0.1  |  | 0.1            | <0.1 |  | 0.0       | 0.0  |  |              |       |        |
| <i>Wahlenbergia marginata</i>     | 0.0       | 0.0  |  | <0.1           | <0.1 |  | 1.9            | 1.8  |  | 0.0            | 0.0  |  | 0.0       | 0.0  |  |              |       |        |
| Grass                             |           |      |  |                |      |  |                |      |  |                |      |  |           |      |  |              |       |        |
| <i>Andropogon virginicus</i>      | 76.5      | 18.1 |  | 72.7           | 23.8 |  | 43.7           | 13.0 |  | 44.6           | 18.0 |  | 18.2      | 8.3  |  | $\leq 0.001$ | 0.202 | 0.293  |
| <i>Aristida spp.</i>              | 5.0       | 3.7  |  | 28.5           | 13.2 |  | 26.3           | 9.2  |  | 10.3           | 6.0  |  | 0.4       | 0.1  |  | 0.648        | 0.257 | 0.686  |
| <i>Chasmanthium sessiliflorum</i> | 0.0       | 0.0  |  | 0.0            | 0.0  |  | 0.0            | 0.0  |  | 0.0            | 0.0  |  | 0.0       | 0.0  |  |              |       |        |
| <i>Dicanthelium aciculare</i>     | 0.0       | 0.0  |  | 0.0            | 0.0  |  | 0.0            | 0.0  |  | 0.0            | 0.0  |  | 0.0       | 0.0  |  |              |       |        |
| <i>Dicanthelium acuminatum</i>    | 118.3 A   | 28.2 |  | 31.4 AB        | 11.2 |  | 86.0 AB        | 25.6 |  | 21.1 B         | 16.1 |  | 4.5 B     | 3.0  |  | 0.003        | 0.036 | 0.007  |

Table C.5. Continued.

| Species                            | Treatment |      |        |                |         |      |                |      |       |                |       |      | P-value   |       |       |    |     |        |
|------------------------------------|-----------|------|--------|----------------|---------|------|----------------|------|-------|----------------|-------|------|-----------|-------|-------|----|-----|--------|
|                                    | 1         |      |        | 2 <sup>b</sup> |         |      | 3 <sup>c</sup> |      |       | 4 <sup>d</sup> |       |      | 5         |       |       | Yr | Trt | Yr*trt |
|                                    | $\bar{x}$ | SE   |        | $\bar{x}$      | SE      |      | $\bar{x}$      | SE   |       | $\bar{x}$      | SE    |      | $\bar{x}$ | SE    |       |    |     |        |
| <i>Dicanthelium commutatum</i>     | 2.4       | 2.4  | 0.0    | 0.0            | 0.0     | 0.0  | 0.0            | 0.0  | 0.0   | 0.0            | 0.0   | 0.0  | 0.0       | <0.1  |       |    |     |        |
| <i>Dicanthelium ovale</i>          | 0.0       | 0.0  | 0.0    | 0.0            | 0.0     | 0.0  | 0.0            | 0.0  | 0.0   | 0.0            | 0.0   | 0.0  | 0.0       | 0.0   |       |    |     |        |
| <i>Dicanthelium scoparium</i>      | 8.9 A     | 5.9  | 80.0 B | 30.3           | 116.3 B | 28.6 | 3.4 A          | 3.4  | 3.4 A | 3.4            | 3.2 A | 2.2  | 0.022     | 0.002 | 0.063 |    |     |        |
| <i>Dicanthelium sphaerocarpon</i>  | 0.0       | 0.0  | 0.0    | 0.0            | 0.0     | 0.0  | 0.0            | 0.0  | 0.0   | 0.0            | 0.0   | 0.0  |           |       |       |    |     |        |
| <i>Digitaria ciliaris</i>          | 0.0       | 0.0  | 0.0    | 0.0            | 0.0     | 0.0  | 0.0            | 0.0  | 0.0   | 0.0            | 0.0   | 0.0  |           |       |       |    |     |        |
| <i>Imperata cylindrica</i>         | 0.0       | 0.0  | 0.0    | 0.0            | 0.0     | 0.0  | 0.0            | 0.0  | 0.0   | 0.0            | 0.0   | 0.0  |           |       |       |    |     |        |
| <i>Paspalum setaceum</i>           | 24.2      | 12.0 | 0.0    | 0.0            | 0.0     | 0.0  | <0.1           | 11.4 | 5.8   | <0.1           | 11.4  | 5.8  |           |       |       |    |     |        |
| <i>Setaria pumila</i>              | 0.0       | 0.0  | <0.1   | 1.2            | 1.2     | 0.0  | 0.0            | 0.0  | 0.0   | 0.0            | 0.0   | 0.0  |           |       |       |    |     |        |
| Grasslike                          |           |      |        |                |         |      |                |      |       |                |       |      |           |       |       |    |     |        |
| <i>Carex abrotutescens</i>         | 10.0      | 6.4  | 11.7   | 5.4            | 3.6     | 2.4  | 4.3            | 2.5  | 4.5   | 4.3            | 5.9   | 4.5  |           |       |       |    |     |        |
| <i>Cyperus ovalaris</i>            | 0.3       | 0.1  | 8.9    | 5.6            | 3.9     | 2.5  | 0.1            | <0.1 | 3.3   | 0.1            | 3.3   | 3.1  |           |       |       |    |     |        |
| <i>Juncus marginatus</i>           | 0.0       | 0.0  | 0.0    | 0.0            | 0.0     | 0.0  | 0.0            | 0.0  | 0.0   | 0.0            | 0.0   | 0.0  |           |       |       |    |     |        |
| <i>Juncus polycephalus</i>         | 0.0       | 0.0  | 0.0    | 0.0            | 0.0     | 0.0  | 0.0            | 0.0  | 0.0   | 0.0            | 0.0   | 0.0  |           |       |       |    |     |        |
| <i>Juncus tenuis</i>               | 5.0       | 2.9  | 10.6   | 5.3            | 34.2    | 9.8  | 5.1            | 2.4  | 1.7   | 5.1            | 2.2   | 1.7  | 0.564     | 0.265 | 0.488 |    |     |        |
| <i>Rhynchospora inexpectans</i>    | 34.1      | 29.2 | 32.7   | 16.9           | <0.1    | <0.1 | 0.0            | <0.1 | 9.5   | 0.0            | 9.5   | 9.5  | 0.008     | 0.122 | 0.472 |    |     |        |
| <i>Scirpus cyperinus</i>           | 0.0       | 0.0  | 0.0    | 0.0            | 0.0     | 0.0  | 0.0            | 0.0  | 0.0   | 0.0            | 0.0   | 0.0  |           |       |       |    |     |        |
| Vine                               |           |      |        |                |         |      |                |      |       |                |       |      |           |       |       |    |     |        |
| <i>Berchemia scandens</i>          | <0.1      | <0.1 | 0.0    | 0.0            | 0.0     | 0.0  | 0.1            | <0.1 | 0.0   | 0.1            | <0.1  | 0.0  |           |       |       |    |     |        |
| <i>Campsis radicans</i>            | 20.4      | 9.3  | 0.0    | 0.0            | <0.1    | <0.1 | <0.1           | <0.1 | 0.0   | <0.1           | <0.1  | 0.0  |           |       |       |    |     |        |
| <i>Gelsemium sepervirens</i>       | <0.1      | <0.1 | 0.0    | 0.0            | 0.0     | 0.0  | <0.1           | <0.1 | <0.1  | <0.1           | <0.1  | <0.1 |           |       |       |    |     |        |
| <i>Lonicera japonica</i>           | 0.0       | 0.0  | 4.3    | 3.0            | 0.0     | 0.0  | 0.0            | 0.0  | 0.0   | 0.0            | 0.0   | 0.0  |           |       |       |    |     |        |
| <i>Mikania scandens</i>            | 0.1       | <0.1 | 0.0    | 0.0            | 0.0     | 0.0  | 0.0            | 0.0  | 0.0   | 0.0            | 0.0   | 0.0  |           |       |       |    |     |        |
| <i>Parthenocissus quinquefolia</i> | 3.8       | 3.7  | <0.1   | <0.1           | 0.0     | 0.0  | 0.0            | 0.0  | 0.0   | 0.0            | 0.0   | 0.0  |           |       |       |    |     |        |
| <i>Rubus argutus</i>               | 45.5 A    | 12.1 | 22.5 A | 7.1            | 35.5 A  | 15.7 | 3.0 A          | 2.0  | 1.8   | 3.0 A          | 2.7 A | 1.8  | 0.370     | 0.049 | 0.798 |    |     |        |
| <i>Rubus flagellaris</i>           | 0.0       | 0.0  | 0.0    | 0.0            | 0.0     | 0.0  | 0.0            | 0.0  | 0.0   | 0.0            | 0.0   | 0.0  |           |       |       |    |     |        |
| <i>Rubus trivialis</i>             | 33.8      | 12.2 | 35.1   | 11.4           | 54.6    | 14.0 | 22.1           | 7.8  | 12.6  | 22.1           | 29.0  | 12.6 | 0.004     | 0.054 | 0.276 |    |     |        |
| <i>Smilax bona-nox</i>             | 0.0       | 0.0  | 0.0    | 0.0            | 0.0     | 0.0  | 0.0            | 0.0  | 0.0   | 0.0            | 0.0   | 0.0  |           |       |       |    |     |        |
| <i>Smilax glauca</i>               | 2.8       | 2.4  | <0.1   | <0.1           | <0.1    | <0.1 | 0.2            | <0.1 | <0.1  | 0.2            | 0.1   | <0.1 |           |       |       |    |     |        |

Table C.5. Continued.

| Species                        | Treatment |      |      |                |      |      |                |      |      |                |      |      | P-value   |      |      |       |       |        |
|--------------------------------|-----------|------|------|----------------|------|------|----------------|------|------|----------------|------|------|-----------|------|------|-------|-------|--------|
|                                | 1         |      |      | 2 <sup>b</sup> |      |      | 3 <sup>c</sup> |      |      | 4 <sup>d</sup> |      |      | 5         |      |      | Yr    | Trt   | Yr*Trt |
|                                | $\bar{x}$ | SE   |      | $\bar{x}$      | SE   |      | $\bar{x}$      | SE   |      | $\bar{x}$      | SE   |      | $\bar{x}$ | SE   |      |       |       |        |
| <i>Smilax rotundifolia</i>     | <0.1      | <0.1 | 0.0  | 0.0            | 0.0  | <0.1 | 0.0            | 0.0  | <0.1 | <0.1           | 0.0  | <0.1 | 0.0       | 0.0  | 0.0  |       |       |        |
| <i>Toxicodendron radicans</i>  | 12.3      | 4.8  | 0.0  | 0.0            | 0.0  | 0.0  | 0.0            | 0.0  | 0.0  | 0.0            | 0.0  | 0.0  | 0.0       | 0.0  | 0.0  |       |       |        |
| <i>Vitis aestivalis</i>        | 0.0       | 0.0  | 0.0  | 0.0            | 0.0  | 0.0  | 0.0            | 0.0  | 0.0  | 0.0            | 0.0  | 0.0  | 0.0       | 0.0  | 0.0  |       |       |        |
| <i>Vitis rotundifolia</i>      | 37.3      | 16.6 | 1.4  | 1.3            | 0.1  | <0.1 | 0.0            | <0.1 | 0.0  | 0.0            | <0.1 | 0.0  | <0.1      | <0.1 | <0.1 |       |       |        |
| Woody                          |           |      |      |                |      |      |                |      |      |                |      |      |           |      |      |       |       |        |
| <i>Acer rubrum</i>             | 0.3       | 0.1  | 0.0  | 0.0            | <0.1 | <0.1 | <0.1           | <0.1 | <0.1 | <0.1           | <0.1 | <0.1 | 0.0       | 0.0  | 0.0  |       |       |        |
| <i>Albizia julibrissin</i>     | 0.0       | 0.0  | 0.0  | 0.0            | 0.0  | 0.0  | 0.0            | 0.0  | 0.0  | 0.0            | 0.0  | 0.0  | 0.0       | 0.0  | 0.0  |       |       |        |
| <i>Aleurites fordii</i>        | 12.3      | 8.2  | 1.5  | 1.3            | 11.3 | 8.2  | 5.0            | 3.4  | 12.3 | 7.9            | 0.0  | 0.0  | 0.0       | 0.0  | 0.0  |       |       |        |
| <i>Aralia spinosa</i>          | 0.0       | 0.0  | 1.3  | 1.3            | 0.0  | 0.0  | 0.0            | 0.0  | 0.0  | 0.0            | 0.0  | 0.0  | 0.0       | 0.0  | 0.0  |       |       |        |
| <i>Baccharis halimifolia</i>   | 2.6       | 2.4  | 31.8 | 18.4           | 1.8  | 1.4  | 4.1            | 3.9  | 6.4  | 6.3            | 0.0  | 0.0  | 0.0       | 0.0  | 0.0  |       |       |        |
| <i>Callicarpa americana</i>    | 28.1      | 17.5 | 22.2 | 14.8           | 3.3  | 2.5  | 6.0            | 4.0  | 0.2  | 0.1            | 0.0  | 0.0  | 0.0       | 0.0  | 0.0  | 0.041 | 0.922 | 0.269  |
| <i>Carya tomentosa</i>         | 0.0       | 0.0  | <0.1 | <0.1           | 0.0  | 0.0  | 0.0            | 0.0  | 0.0  | 0.0            | 0.0  | 0.0  | 0.0       | 0.0  | 0.0  |       |       |        |
| <i>Ceanothus americanus</i>    | 0.0       | 0.0  | 0.0  | 0.0            | 0.0  | 0.0  | 0.0            | 0.0  | 0.0  | 0.0            | 0.0  | 0.0  | 0.0       | 0.0  | 0.0  |       |       |        |
| <i>Conyza canadensis</i>       | 0.0       | 0.0  | 2.2  | 2.0            | 2.1  | 1.9  | 0.0            | 0.0  | 1.2  | 1.2            | 0.0  | 0.0  | 0.0       | 0.0  | 0.0  |       |       |        |
| <i>Cornus florida</i>          | 0.0       | 0.0  | <0.1 | <0.1           | 0.0  | 0.0  | 0.0            | 0.0  | 0.0  | 0.0            | 0.0  | 0.0  | 0.0       | 0.0  | 0.0  |       |       |        |
| <i>Crataegus aestivalis</i>    | 0.0       | 0.0  | 1.5  | 1.4            | <0.1 | <0.1 | 0.0            | 0.0  | 0.0  | 0.0            | 0.0  | 0.0  | 0.0       | 0.0  | 0.0  |       |       |        |
| <i>Diospyros virginiana</i>    | 20.8      | 11.8 | 0.0  | 0.0            | 5.1  | 3.8  | 3.9            | 3.7  | <0.1 | <0.1           | <0.1 | <0.1 | <0.1      | <0.1 | <0.1 |       |       |        |
| <i>Hypericum drummondii</i>    | 0.0       | 0.0  | 2.8  | 2.8            | 0.0  | 0.0  | 0.0            | 0.0  | 0.0  | 0.0            | 0.0  | 0.0  | 0.0       | 0.0  | 0.0  |       |       |        |
| <i>Hypericum gentianoides</i>  | 2.3       | 2.2  | 1.9  | 1.9            | 3.0  | 2.1  | 0.0            | 0.0  | <0.1 | <0.1           | <0.1 | <0.1 | <0.1      | <0.1 | <0.1 |       |       |        |
| <i>Hypericum hypericoides</i>  | 2.0       | 1.8  | 1.7  | 1.5            | 0.4  | 0.1  | 0.4            | 0.1  | 3.1  | 2.0            | 0.0  | 0.0  | 0.0       | 0.0  | 0.0  | 0.015 | 0.077 | 0.281  |
| <i>Hypericum stragalum</i>     | 0.2       | <0.1 | 0.0  | 0.0            | 0.2  | <0.1 | 5.3            | 3.1  | <0.1 | <0.1           | <0.1 | <0.1 | <0.1      | <0.1 | <0.1 |       |       |        |
| <i>Ilex glabra</i>             | 24.0      | 24.0 | <0.1 | <0.1           | 0.0  | 0.0  | 0.0            | 0.0  | 0.0  | 0.0            | 0.0  | 0.0  | 0.0       | 0.0  | 0.0  |       |       |        |
| <i>Ilex opaca</i>              | 0.0       | 0.0  | 0.0  | 0.0            | 0.0  | 0.0  | 0.0            | 0.0  | <0.1 | <0.1           | <0.1 | <0.1 | <0.1      | <0.1 | <0.1 |       |       |        |
| <i>Ilex vomitoria</i>          | 3.3       | 3.2  | 2.3  | 2.1            | 0.0  | 0.0  | <0.1           | <0.1 | 0.1  | 0.1            | 0.1  | 0.1  | 0.1       | 0.1  | 0.1  |       |       |        |
| <i>Ligustrum sinense</i>       | 1.4       | 1.4  | 0.0  | 0.0            | 0.0  | 0.0  | 0.0            | 0.0  | 0.0  | 0.0            | 0.0  | 0.0  | 0.0       | 0.0  | 0.0  |       |       |        |
| <i>Liquidambar styraciflua</i> | 5.7       | 5.6  | <0.1 | <0.1           | 0.0  | 0.0  | 0.0            | 0.0  | <0.1 | <0.1           | <0.1 | <0.1 | <0.1      | <0.1 | <0.1 |       |       |        |
| <i>Magnolia virginiana</i>     | 0.0       | 0.0  | 0.0  | 0.0            | 0.0  | 0.0  | 0.0            | 0.0  | 0.0  | 0.0            | 0.0  | 0.0  | 0.0       | 0.0  | 0.0  |       |       |        |
| <i>Myrica cerifera</i>         | 12.0      | 8.7  | 2.4  | 2.4            | 3.6  | 2.5  | 0.0            | 0.0  | 0.0  | 0.0            | 0.0  | 0.0  | 0.0       | 0.0  | 0.0  |       |       |        |

Table C.5. Continued.

| Species                         | Treatment |      |  |                |      |  |                |      |  |                |      |  | P-value   |      |  |    |     |        |
|---------------------------------|-----------|------|--|----------------|------|--|----------------|------|--|----------------|------|--|-----------|------|--|----|-----|--------|
|                                 | 1         |      |  | 2 <sup>b</sup> |      |  | 3 <sup>c</sup> |      |  | 4 <sup>d</sup> |      |  | 5         |      |  | Yr | Ttt | Yr*Ttt |
|                                 | $\bar{x}$ | SE   |  | $\bar{x}$      | SE   |  | $\bar{x}$      | SE   |  | $\bar{x}$      | SE   |  | $\bar{x}$ | SE   |  |    |     |        |
| <i>Prunus angustifolia</i>      | 0.0       | 0.0  |  | 0.0            | 0.0  |  | 0.0            | 0.0  |  | 0.0            | 0.0  |  | 0.0       | 0.0  |  |    |     |        |
| <i>Prunus serotina</i>          | 18.9      | 18.9 |  | <0.1           | <0.1 |  | 0.0            | 0.0  |  | 0.0            | 0.0  |  | 0.0       | 0.0  |  |    |     |        |
| <i>Quercus falcata</i>          | <0.1      | <0.1 |  | 0.0            | 0.0  |  | 0.0            | 0.1  |  | <0.1           | <0.1 |  | 0.0       | 0.0  |  |    |     |        |
| <i>Quercus marilandica</i>      | 0.0       | 0.0  |  | 6.0            | 5.9  |  | 0.0            | 0.0  |  | 0.0            | 0.0  |  | 0.0       | <0.1 |  |    |     |        |
| <i>Quercus nigra</i>            | <0.1      | <0.1 |  | <0.1           | <0.1 |  | 0.0            | 0.0  |  | 0.0            | 0.0  |  | 0.0       | 0.0  |  |    |     |        |
| <i>Rhus copallina</i>           | 21.1      | 9.4  |  | 0.0            | 0.0  |  | 0.0            | 0.0  |  | 0.0            | 0.0  |  | 0.0       | 0.0  |  |    |     |        |
| <i>Salix nigra</i>              | <0.1      | <0.1 |  | 0.0            | 0.0  |  | 2.6            | 2.6  |  | 0.0            | 0.0  |  | 0.0       | 0.0  |  |    |     |        |
| <i>Sambucus canadensis</i>      | 0.0       | 0.0  |  | 0.0            | 0.0  |  | 0.0            | 0.0  |  | 0.0            | 0.0  |  | 0.0       | 0.0  |  |    |     |        |
| <i>Sassafras albidum</i>        | 0.0       | 0.0  |  | 1.8            | 1.8  |  | 0.0            | 0.0  |  | 0.0            | 0.0  |  | 0.0       | 0.0  |  |    |     |        |
| <i>Yuccinum arboreum</i>        | 0.2       | 0.1  |  | 0.0            | 0.0  |  | <0.1           | <0.1 |  | <0.1           | <0.1 |  | 0.0       | <0.1 |  |    |     |        |
| <i>Yuccinum darrowii</i>        | 1.2       | 1.2  |  | 0.0            | 0.0  |  | 0.1            | <0.1 |  | <0.1           | <0.1 |  | <0.1      | <0.1 |  |    |     |        |
| <i>Yuccinum ellottii</i>        | 0.0       | 0.0  |  | 0.0            | 0.0  |  | 0.0            | 0.0  |  | 0.0            | 0.0  |  | 0.0       | 0.0  |  |    |     |        |
| 2003                            |           |      |  |                |      |  |                |      |  |                |      |  |           |      |  |    |     |        |
| Fern                            |           |      |  |                |      |  |                |      |  |                |      |  |           |      |  |    |     |        |
| <i>Osmunda regalis</i>          | 0.0       | 0.0  |  | 0.0            | 0.0  |  | <0.1           | <0.1 |  | <0.1           | <0.1 |  | 0.0       | 0.0  |  |    |     |        |
| <i>Pteridium aquilinum</i>      | 0.0       | 0.0  |  | 0.0            | 0.0  |  | 6.2            | 4.9  |  | 0.0            | 0.0  |  | 0.0       | 0.0  |  |    |     |        |
| Forb (legume)                   |           |      |  |                |      |  |                |      |  |                |      |  |           |      |  |    |     |        |
| <i>Centrosema virginianum</i>   | 0.0       | 0.0  |  | 0.0            | 0.0  |  | 0.0            | 0.0  |  | 0.0            | 0.0  |  | 0.0       | 0.0  |  |    |     |        |
| <i>Chamaecrista fasciculata</i> | 0.0       | 0.0  |  | 0.0            | 0.0  |  | 0.0            | 0.0  |  | 0.0            | 0.0  |  | 0.0       | 0.0  |  |    |     |        |
| <i>Desmodium ciliare</i>        | 0.0       | 0.0  |  | 0.0            | 0.0  |  | <0.1           | <0.1 |  | <0.1           | <0.1 |  | 6.0       | 5.8  |  |    |     |        |
| <i>Desmodium rotundifolium</i>  | 0.0       | 0.0  |  | 0.0            | 0.0  |  | 0.1            | <0.1 |  | <0.1           | <0.1 |  | 9.0       | 4.6  |  |    |     |        |
| <i>Desmodium tortuosum</i>      | 0.0       | 0.0  |  | <0.1           | <0.1 |  | 0.0            | 0.0  |  | 0.0            | 0.0  |  | 1.8       | 1.8  |  |    |     |        |
| <i>Indigofera caroliniana</i>   | 0.0       | 0.0  |  | 0.0            | 0.0  |  | 0.0            | 0.0  |  | 0.0            | 0.0  |  | 0.0       | 0.0  |  |    |     |        |
| <i>Lespedeza capitata</i>       | 1.2       | 1.2  |  | <0.1           | <0.1 |  | 2.9            | 2.9  |  | 0.0            | 0.0  |  | 0.0       | 0.0  |  |    |     |        |
| <i>Lespedeza cuneata</i>        | 0.0       | 0.0  |  | 0.0            | 0.0  |  | 0.0            | 0.0  |  | 0.0            | 0.0  |  | 0.0       | 0.0  |  |    |     |        |
| <i>Lespedeza repens</i>         | 0.3       | 0.2  |  | 4.5            | 2.1  |  | 1.7            | 1.0  |  | 1.0            | 3.3  |  | 3.3       | 2.3  |  |    |     |        |
| <i>Rhynchosia reniformis</i>    | <0.1      | <0.1 |  | 0.0            | 0.0  |  | 0.0            | 0.0  |  | 0.0            | <0.1 |  | <0.1      | <0.1 |  |    |     |        |
| <i>Stylosanthes biflora</i>     | <0.1      | <0.1 |  | 0.0            | 0.0  |  | <0.1           | <0.1 |  | <0.1           | <0.1 |  | 0.0       | 0.0  |  |    |     |        |

Table C.5. Continued.

| Species                          | Treatment |      |  |                |      |  |                |      |  |                |      |  | P-value   |      |  |       |       |        |
|----------------------------------|-----------|------|--|----------------|------|--|----------------|------|--|----------------|------|--|-----------|------|--|-------|-------|--------|
|                                  | 1         |      |  | 2 <sup>b</sup> |      |  | 3 <sup>c</sup> |      |  | 4 <sup>d</sup> |      |  | 5         |      |  | Yr    | Trt   | Yr*trt |
|                                  | $\bar{x}$ | SE   |  | $\bar{x}$      | SE   |  | $\bar{x}$      | SE   |  | $\bar{x}$      | SE   |  | $\bar{x}$ | SE   |  |       |       |        |
| <i>Tephrosia virginiana</i>      | <0.1      | <0.1 |  | 0.2            | 0.1  |  | 3.0            | 2.7  |  | <0.1           | <0.1 |  | <0.1      | <0.1 |  |       |       |        |
| Forb (non-legume)                |           |      |  |                |      |  |                |      |  |                |      |  |           |      |  |       |       |        |
| <i>Acalypha gracilens</i>        | 0.3       | 0.1  |  | 0.1            | <0.1 |  | <0.1           | <0.1 |  | 1.3            | 1.1  |  | 0.4       | 0.2  |  | 0.170 | 0.418 | 0.493  |
| <i>Ambrosia artemisiifolia</i>   | 1.2       | 1.1  |  | 2.8            | 2.4  |  | <0.1           | <0.1 |  | <0.1           | <0.1 |  | 0.0       | 0.0  |  |       |       |        |
| <i>Aster adnatus</i>             | 0.2       | 0.1  |  | 1.4            | 1.3  |  | 9.2            | 9.2  |  | 0.0            | 0.0  |  | 0.0       | 0.0  |  |       |       |        |
| <i>Aster dumosus</i>             | 0.0       | 0.0  |  | 0.0            | 0.0  |  | 0.0            | 0.0  |  | 0.0            | 0.0  |  | 0.0       | 0.0  |  |       |       |        |
| <i>Aster patens</i>              | 0.0       | 0.0  |  | <0.1           | <0.1 |  | 0.0            | 0.0  |  | 0.0            | 0.0  |  | 0.0       | 0.0  |  |       |       |        |
| <i>Carduus spinosissimus</i>     | 0.0       | 0.0  |  | 0.0            | 0.0  |  | 0.0            | 0.0  |  | 0.0            | 0.0  |  | 0.0       | 0.0  |  |       |       |        |
| <i>Cnidoscolus stimulosus</i>    | 0.0       | 0.0  |  | 0.0            | 0.0  |  | 0.0            | 0.0  |  | 0.0            | 0.0  |  | 0.0       | 0.0  |  |       |       |        |
| <i>Coreopsis major</i>           | 0.0       | 0.0  |  | 0.0            | 0.0  |  | 0.0            | 0.0  |  | 0.0            | 0.0  |  | 0.0       | 0.0  |  |       |       |        |
| <i>Crotalaria sagittalis</i>     | 0.0       | 0.0  |  | 0.0            | 0.0  |  | 0.0            | 0.0  |  | 0.0            | 0.0  |  | 0.0       | 0.0  |  |       |       |        |
| <i>Croton capitatus</i>          | <0.1      | <0.1 |  | <0.1           | <0.1 |  | 4.0            | 2.1  |  | 0.2            | <0.1 |  | 0.1       | <0.1 |  |       |       |        |
| <i>Diodia teres</i>              | <0.1      | <0.1 |  | 2.4            | 2.4  |  | 0.0            | 0.0  |  | 1.5            | 1.3  |  | 0.0       | 0.0  |  |       |       |        |
| <i>Diodia virginiana</i>         | 1.4       | 1.3  |  | 0.0            | 0.0  |  | 3.7            | 2.7  |  | 6.3            | 5.0  |  | <0.1      | <0.1 |  |       |       |        |
| <i>Erechtites hieracifolia</i>   | 14.0 AB   | 5.2  |  | 25.3 AB        | 11.9 |  | 3.2 AB         | 2.7  |  | 39.4 A         | 14.6 |  | <0.1 B    | <0.1 |  | 0.063 | 0.260 | 0.044  |
| <i>Erigeron strigosus</i>        | 0.0       | 0.0  |  | 0.0            | 0.0  |  | 0.0            | 0.0  |  | 0.0            | 0.0  |  | 0.0       | 0.0  |  |       |       |        |
| <i>Eupatorium album</i>          | 2.1       | 2.0  |  | 4.7            | 4.7  |  | 2.3            | 2.2  |  | <0.1           | <0.1 |  | 2.1       | 2.0  |  |       |       |        |
| <i>Eupatorium capillifolium</i>  | 43.8 AC   | 13.6 |  | 224.4 B        | 36.4 |  | 176.7 B        | 28.6 |  | 91.9 AB        | 20.1 |  | 7.8 C     | 5.5  |  | 0.002 | 0.021 | 0.043  |
| <i>Eupatorium perfoliatum</i>    | 0.0       | 0.0  |  | 0.0            | 0.0  |  | 0.0            | 0.0  |  | 0.0            | 0.0  |  | 0.0       | 0.0  |  |       |       |        |
| <i>Eupatorium rotundifolium</i>  | 0.0       | 0.0  |  | 0.0            | 0.0  |  | 0.0            | 0.0  |  | 0.0            | 0.0  |  | 0.0       | 0.0  |  |       |       |        |
| <i>Eupatorium semiserratatum</i> | 7.0       | 4.9  |  | 1.5            | 1.5  |  | 31.6           | 13.0 |  | 10.9           | 6.6  |  | 0.0       | 0.0  |  |       |       |        |
| <i>Eupatorium serotinum</i>      | 8.7       | 4.8  |  | 4.0            | 2.8  |  | 4.0            | 2.9  |  | 2.7            | 2.5  |  | 2.9       | 2.7  |  |       |       |        |
| <i>Euphorbia corollata</i>       | 0.1       | <0.1 |  | 0.2            | <0.1 |  | 0.2            | <0.1 |  | <0.1           | <0.1 |  | 0.3       | 0.1  |  |       |       |        |
| <i>Euthamia tenuifolia</i>       | 86.8      | 17.8 |  | 59.1           | 13.9 |  | 57.5           | 12.6 |  | 89.8           | 22.2 |  | 7.7       | 4.0  |  | 0.023 | 0.143 | 0.325  |
| <i>Galium circaeazans</i>        | 0.0       | 0.0  |  | 0.0            | 0.0  |  | 0.1            | <0.1 |  | <0.1           | <0.1 |  | 0.0       | 0.0  |  |       |       |        |
| <i>Gnaphalium falcatum</i>       | 15.1      | 14.4 |  | 0.4            | 0.2  |  | 2.2            | 1.5  |  | 0.9            | 0.2  |  | 0.0       | 0.0  |  | 0.338 | 0.350 | 0.361  |
| <i>Helianthus hirsutus</i>       | 0.0       | 0.0  |  | 0.0            | 0.0  |  | 0.0            | 0.0  |  | 0.0            | 0.0  |  | 0.0       | 0.0  |  |       |       |        |
| <i>Heterotheca graminifolia</i>  | 0.0       | 0.0  |  | 1.8            | 1.8  |  | 0.0            | 0.0  |  | 0.1            | <0.1 |  | 0.0       | 0.0  |  |       |       |        |



Table C.5. Continued.

| Species                         | Treatment |      |  |                |      |  |                |      |  |                |      |  | P-value   |      |  |       |       |        |
|---------------------------------|-----------|------|--|----------------|------|--|----------------|------|--|----------------|------|--|-----------|------|--|-------|-------|--------|
|                                 | 1         |      |  | 2 <sup>b</sup> |      |  | 3 <sup>c</sup> |      |  | 4 <sup>d</sup> |      |  | 5         |      |  | Yr    | Trt   | Yr*trt |
|                                 | $\bar{x}$ | SE   |  | $\bar{x}$      | SE   |  | $\bar{x}$      | SE   |  | $\bar{x}$      | SE   |  | $\bar{x}$ | SE   |  |       |       |        |
| <i>Lactuca canadensis</i>       | 0.1       | <0.1 |  | 0.0            | 0.0  |  | <0.1           | <0.1 |  | 0.1            | <0.1 |  | 0.0       | <0.1 |  |       |       |        |
| <i>Lactuca floridana</i>        | 0.0       | 0.0  |  | 0.0            | 0.0  |  | 0.0            | 0.0  |  | 0.0            | 0.0  |  | 0.0       | 0.0  |  |       |       |        |
| <i>Lechea patula</i>            | 0.0       | 0.0  |  | 0.0            | 0.0  |  | 0.0            | <0.1 |  | <0.1           | <0.1 |  | 0.0       | <0.1 |  |       |       |        |
| <i>Liatris squarrosa</i>        | 0.0       | 0.0  |  | 0.0            | 0.0  |  | 0.0            | 0.0  |  | 0.0            | 0.0  |  | 0.0       | 0.0  |  |       |       |        |
| <i>Linum medium</i>             | 0.0       | 0.0  |  | 0.0            | 0.0  |  | 0.0            | 0.0  |  | 0.0            | 0.0  |  | 0.0       | 0.0  |  |       |       |        |
| <i>Ludwigia glandulosa</i>      | 1.3       | 1.3  |  | 0.0            | 0.0  |  | 0.0            | 0.0  |  | 8.3            | 5.8  |  | 0.0       | 0.0  |  |       |       |        |
| <i>Mecardonia acuminata</i>     | 1.8       | 1.8  |  | 1.3            | 1.2  |  | 20.1           | 14.3 |  | 12.1           | 7.2  |  | 0.1       | <0.1 |  |       |       |        |
| <i>Mimosa quadrivalvis</i>      | 0.0       | 0.0  |  | 0.0            | 0.0  |  | <0.1           | <0.1 |  | 0.0            | 0.0  |  | 0.0       | 0.0  |  |       |       |        |
| <i>Oenothera biennis</i>        | 0.0       | 0.0  |  | 0.2            | 0.1  |  | 0.0            | 0.0  |  | 0.0            | 0.0  |  | 0.0       | 0.0  |  |       |       |        |
| <i>Oxalis dillenii</i>          | 0.0       | 0.0  |  | 0.0            | 0.0  |  | 0.0            | 0.0  |  | 0.0            | 0.0  |  | 0.0       | 0.0  |  |       |       |        |
| <i>Oxalis stricta</i>           | 0.1       | <0.1 |  | 0.2            | 0.1  |  | 0.0            | 0.0  |  | 0.2            | 0.1  |  | <0.1      | <0.1 |  |       |       |        |
| <i>Phytolacca americana</i>     | <0.1      | <0.1 |  | 7.3            | 7.2  |  | 12.6           | 10.0 |  | <0.1           | <0.1 |  | <0.1      | <0.1 |  |       |       |        |
| <i>Plantago virginica</i>       | 0.1       | <0.1 |  | 0.1            | <0.1 |  | 0.0            | 0.0  |  | <0.1           | <0.1 |  | <0.1      | <0.1 |  |       |       |        |
| <i>Pluchea foetida</i>          | 0.0       | 0.0  |  | 0.0            | 0.0  |  | 0.0            | 0.0  |  | 0.0            | 0.0  |  | <0.1      | <0.1 |  |       |       |        |
| <i>Polygala nana</i>            | 0.1       | <0.1 |  | 3.5            | 2.6  |  | 0.5            | 0.2  |  | 1.5            | 1.2  |  | 0.0       | 0.0  |  |       |       |        |
| <i>Polypremum procumbens</i>    | 40.1      | 12.3 |  | 43.0           | 13.7 |  | 94.3           | 18.9 |  | 152.1          | 28.4 |  | 133.1     | 29.5 |  | 0.005 | 0.063 | 0.328  |
| <i>Ptilimnium capillaceum</i>   | <0.1      | <0.1 |  | 0.0            | 0.0  |  | 0.0            | 0.0  |  | <0.1           | <0.1 |  | 0.0       | 0.0  |  |       |       |        |
| <i>Pycnanthemum incanum</i>     | 0.0       | 0.0  |  | 0.0            | 0.0  |  | 0.0            | 0.0  |  | <0.1           | <0.1 |  | 0.0       | 0.0  |  |       |       |        |
| <i>Pyrhopappus carolinanus</i>  | 1.2       | 1.1  |  | 0.0            | 0.0  |  | 0.0            | 0.0  |  | 0.0            | 0.0  |  | 0.0       | 0.0  |  |       |       |        |
| <i>Rhexia alifanus</i>          | <0.1      | <0.1 |  | 1.2            | 1.2  |  | 0.0            | 0.0  |  | 1.6            | 1.6  |  | 0.0       | 0.0  |  |       |       |        |
| <i>Rhexia mariana</i>           | 0.0       | 0.0  |  | 0.0            | 0.0  |  | <0.1           | <0.1 |  | 0.0            | 0.0  |  | 0.0       | 0.0  |  |       |       |        |
| <i>Rhexia virginica</i>         | 0.0       | 0.0  |  | 0.0            | 0.0  |  | 0.0            | 0.0  |  | 0.0            | 0.0  |  | 0.0       | 0.0  |  |       |       |        |
| <i>Rudbeckia hirta</i>          | 0.0       | 0.0  |  | 0.0            | 0.0  |  | 0.0            | 0.0  |  | 0.0            | 0.0  |  | 0.0       | 0.0  |  |       |       |        |
| <i>Sabatia campestris</i>       | 0.0       | 0.0  |  | 0.0            | 0.0  |  | 0.0            | 0.0  |  | 0.0            | 0.0  |  | 0.0       | 0.0  |  |       |       |        |
| <i>Scutellaria integrifolia</i> | 0.0       | 0.0  |  | 0.0            | 0.0  |  | <0.1           | <0.1 |  | 0.0            | 0.0  |  | 0.0       | 0.0  |  |       |       |        |
| <i>Solanum americanum</i>       | 0.0       | 0.0  |  | 0.0            | 0.0  |  | 0.0            | 0.0  |  | 0.0            | 0.0  |  | 0.0       | 0.0  |  |       |       |        |
| <i>Solanum carolinense</i>      | 0.2       | 0.1  |  | 0.0            | 0.0  |  | 0.0            | 0.0  |  | 0.0            | 0.0  |  | 0.0       | 0.0  |  |       |       |        |
| <i>Solidago canadensis</i>      | 15.7      | 12.0 |  | 5.6            | 3.8  |  | 36.5           | 12.7 |  | 36.3           | 10.8 |  | 10.7      | 5.4  |  | 0.004 | 0.067 | 0.397  |



Table C.5. Continued.

| Species                            | Treatment |      |         |                |        |      |                |      |        |                |      |       | P-value   |      |       |       |       |        |
|------------------------------------|-----------|------|---------|----------------|--------|------|----------------|------|--------|----------------|------|-------|-----------|------|-------|-------|-------|--------|
|                                    | 1         |      |         | 2 <sup>b</sup> |        |      | 3 <sup>c</sup> |      |        | 4 <sup>d</sup> |      |       | 5         |      |       | Yr    | Trt   | Yr*trt |
|                                    | $\bar{x}$ | SE   |         | $\bar{x}$      | SE     |      | $\bar{x}$      | SE   |        | $\bar{x}$      | SE   |       | $\bar{x}$ | SE   |       |       |       |        |
| <i>Berberhia scandens</i>          | 0.1       | <0.1 | 0.0     | 0.0            | 0.0    | 0.0  | 0.0            | 0.0  | <0.1   | <0.1           | <0.1 | 0.0   | 0.0       | 0.0  |       |       |       |        |
| <i>Campsis radicans</i>            | 24.1      | 9.0  | 0.0     | 0.0            | 5.2    | 5.2  | 5.2            | <0.1 | <0.1   | <0.1           | <0.1 | 0.0   | 0.0       | 0.0  |       |       |       |        |
| <i>Gelsemium sepervirens</i>       | 6.9       | 4.9  | <0.1    | <0.1           | <0.1   | <0.1 | <0.1           | <0.1 | 2.3    | 2.1            | 2.1  | <0.1  | <0.1      | <0.1 |       |       |       |        |
| <i>Lonicera japonica</i>           | 2.6       | 2.4  | 0.0     | 0.0            | 0.0    | 0.0  | 0.0            | 0.0  | 0.0    | 0.0            | 0.0  | 1.7   | 1.7       | 1.7  |       |       |       |        |
| <i>Mikania scandens</i>            | 0.0       | 0.0  | 0.0     | 0.0            | 0.1    | <0.1 | <0.1           | <0.1 | 0.1    | <0.1           | <0.1 | 0.0   | 0.0       | 0.0  |       |       |       |        |
| <i>Parthenocissus quinquefolia</i> | 0.1       | <0.1 | <0.1    | <0.1           | <0.1   | <0.1 | <0.1           | <0.1 | <0.1   | <0.1           | <0.1 | 0.0   | 0.0       | 0.0  |       |       |       |        |
| <i>Rubus argutus</i>               | 135.1 A   | 33.9 | 43.8 AB | 16.4           | 28.9 B | 12.2 | 28.6 B         | 12.1 | 28.6 B | 12.1           | 12.1 | 0.1 B | 0.1 B     | <0.1 | 0.370 | 0.049 | 0.798 |        |
| <i>Rubus flagellaris</i>           | 47.8      | 17.3 | 23.1    | 15.1           | 9.1    | 9.1  | 3.2            | 3.2  | 3.2    | 3.2            | 3.2  | 0.0   | 0.0       | 0.0  |       |       |       |        |
| <i>Rubus trivialis</i>             | 129.6     | 22.5 | 92.1    | 20.7           | 164.1  | 27.4 | 80.8           | 12.9 | 80.8   | 12.9           | 12.9 | 5.2   | 4.8       | 4.8  | 0.004 | 0.054 | 0.276 |        |
| <i>Smilax bona-nox</i>             | <0.1      | <0.1 | 0.0     | 0.0            | 0.0    | 0.0  | 0.0            | 0.0  | 0.0    | 0.0            | 0.0  | 0.0   | 0.0       | 0.0  |       |       |       |        |
| <i>Smilax glauca</i>               | 0.2       | <0.1 | 0.0     | 0.0            | 17.4   | 11.6 | 9.2            | 5.5  | 9.2    | 5.5            | <0.1 | <0.1  | <0.1      | <0.1 |       |       |       |        |
| <i>Smilax rotundifolia</i>         | 0.0       | 0.0  | <0.1    | <0.1           | 0.0    | 0.0  | 0.0            | 0.0  | 0.0    | 0.0            | 0.0  | 0.0   | 0.0       | 0.0  |       |       |       |        |
| <i>Toxicodendron radicans</i>      | 27.7      | 8.6  | 0.0     | 0.0            | 0.0    | 0.0  | <0.1           | <0.1 | <0.1   | <0.1           | <0.1 | 0.0   | 0.0       | 0.0  |       |       |       |        |
| <i>Vitis aestivalis</i>            | 0.0       | 0.0  | 3.0     | 3.0            | 0.0    | 0.0  | 0.0            | 0.0  | 0.0    | 0.0            | 0.0  | 0.0   | 0.0       | 0.0  |       |       |       |        |
| <i>Vitis rotundifolia</i>          | 80.4      | 22.3 | 0.1     | <0.1           | <0.1   | <0.1 | 0.0            | <0.1 | 0.0    | 0.0            | 0.0  | <0.1  | <0.1      | <0.1 |       |       |       |        |
| Woody                              |           |      |         |                |        |      |                |      |        |                |      |       |           |      |       |       |       |        |
| <i>Acer rubrum</i>                 | 9.7       | 9.7  | 0.0     | 0.0            | 0.0    | 0.0  | 2.4            | 2.4  | 2.4    | 2.4            | 2.4  | 0.0   | 0.0       | 0.0  |       |       |       |        |
| <i>Albizia julibrissin</i>         | 0.1       | <0.1 | 0.0     | 0.0            | 1.1    | 1.0  | 12.0           | 7.3  | 12.0   | 7.3            | 0.3  | 0.3   | 0.1       | 0.1  |       |       |       |        |
| <i>Aleurites fordii</i>            | 10.0      | 10.0 | 1.8     | 1.8            | 2.0    | 1.9  | 7.1            | 7.1  | 7.1    | 7.1            | 1.8  | 1.8   | 1.8       | 1.8  |       |       |       |        |
| <i>Aralia spinosa</i>              | 0.0       | 0.0  | 0.0     | 0.0            | 0.0    | 0.0  | 0.0            | 0.0  | 0.0    | 0.0            | 0.0  | 0.0   | 0.0       | 0.0  |       |       |       |        |
| <i>Baccharis halimifolia</i>       | 9.3       | 4.6  | 9.1     | 6.5            | 6.5    | 4.6  | 8.5            | 8.4  | 8.5    | 8.4            | 12.3 | 9.4   | 9.4       | 9.4  |       |       |       |        |
| <i>Callitriche americana</i>       | 3.6       | 3.6  | 28.5    | 13.8           | 53.0   | 24.9 | 51.3           | 19.5 | 51.3   | 19.5           | 39.1 | 17.6  | 17.6      | 17.6 | 0.041 | 0.922 | 0.269 |        |
| <i>Carya tomentosa</i>             | 0.0       | 0.0  | 0.0     | 0.0            | 0.0    | 0.0  | <0.1           | <0.1 | <0.1   | <0.1           | 0.0  | 0.0   | 0.0       | 0.0  |       |       |       |        |
| <i>Ceanothus americanus</i>        | 0.0       | 0.0  | 0.0     | 0.0            | 0.0    | 0.0  | 4.0            | 2.8  | 4.0    | 2.8            | 0.0  | 0.0   | 0.0       | 0.0  |       |       |       |        |
| <i>Coryza canadensis</i>           | 1.5       | 1.5  | 0.2     | 0.1            | 0.2    | 0.1  | 0.0            | 0.0  | 0.0    | 0.0            | <0.1 | <0.1  | <0.1      | <0.1 |       |       |       |        |
| <i>Cornus florida</i>              | 0.0       | 0.0  | 0.0     | 0.0            | 0.0    | 0.0  | 0.0            | 0.0  | 0.0    | 0.0            | 0.0  | 0.0   | 0.0       | 0.0  |       |       |       |        |
| <i>Crataegus aestivalis</i>        | 0.0       | 0.0  | 1.9     | 1.9            | 0.0    | 0.0  | 0.0            | 0.0  | 0.0    | 0.0            | 0.0  | 0.0   | 0.0       | 0.0  |       |       |       |        |
| <i>Diospyros virginiana</i>        | 21.8      | 9.1  | 7.8     | 4.9            | 3.2    | 3.1  | 14.0           | 11.8 | 14.0   | 11.8           | <0.1 | <0.1  | <0.1      | <0.1 |       |       |       |        |

Table C.5. Continued.

| Species                        | Treatment |      |  |                |      |  |                |      |  |                |      |  | P-value   |      |  |       |       |        |
|--------------------------------|-----------|------|--|----------------|------|--|----------------|------|--|----------------|------|--|-----------|------|--|-------|-------|--------|
|                                | 1         |      |  | 2 <sup>b</sup> |      |  | 3 <sup>c</sup> |      |  | 4 <sup>d</sup> |      |  | 5         |      |  | Yr    | Trt   | Yr*trt |
|                                | $\bar{x}$ | SE   |  | $\bar{x}$      | SE   |  | $\bar{x}$      | SE   |  | $\bar{x}$      | SE   |  | $\bar{x}$ | SE   |  |       |       |        |
| <i>Hypericum drummondii</i>    | 0.0       | 0.0  |  | 0.0            | 0.0  |  | 0.0            | 0.0  |  | 0.0            | 0.0  |  | 0.0       | 0.0  |  |       |       |        |
| <i>Hypericum gentianoides</i>  | 0.2       | 0.1  |  | 0.0            | 0.0  |  | 0.0            | 0.0  |  | 5.1            | 3.8  |  | 0.1       | <0.1 |  |       |       |        |
| <i>Hypericum hypericoides</i>  | 3.9       | 2.5  |  | 2.3            | 2.1  |  | 31.4           | 13.8 |  | 9.7            | 6.1  |  | 27.4      | 14.7 |  | 0.015 | 0.077 | 0.281  |
| <i>Hypericum stragalum</i>     | 0.0       | 0.0  |  | 0.0            | 0.0  |  | 0.0            | 0.0  |  | 0.0            | 0.0  |  | 0.0       | 0.0  |  |       |       |        |
| <i>Ilex glabra</i>             | <0.1      | <0.1 |  | 0.0            | 0.0  |  | 0.0            | 0.0  |  | 0.0            | 0.0  |  | 0.0       | 0.0  |  |       |       |        |
| <i>Ilex opaca</i>              | 0.0       | 0.0  |  | 0.0            | 0.0  |  | 0.0            | 0.0  |  | 0.0            | 0.0  |  | 0.0       | 0.0  |  |       |       |        |
| <i>Ilex vomitoria</i>          | 2.1       | 1.8  |  | 10.5           | 4.7  |  | 0.0            | 0.0  |  | 6.7            | 5.2  |  | <0.1      | <0.1 |  |       |       |        |
| <i>Ligustrum sinense</i>       | 0.0       | 0.0  |  | 0.0            | 0.0  |  | 0.0            | 0.0  |  | 0.0            | 0.0  |  | 0.0       | 0.0  |  |       |       |        |
| <i>Liquidambar styraciflua</i> | 9.8       | 7.1  |  | <0.1           | <0.1 |  | 13.6           | 13.6 |  | 0.0            | 0.0  |  | <0.1      | <0.1 |  |       |       |        |
| <i>Magnolia virginiana</i>     | 3.7       | 3.7  |  | 0.0            | 0.0  |  | 0.0            | 0.0  |  | 0.0            | 0.0  |  | 0.0       | 0.0  |  |       |       |        |
| <i>Myrica cerifera</i>         | 7.6       | 4.6  |  | <0.1           | <0.1 |  | 0.0            | 0.0  |  | <0.1           | <0.1 |  | 0.0       | 0.0  |  |       |       |        |
| <i>Prunus angustifolia</i>     | 0.0       | 0.0  |  | 5.4            | 4.3  |  | 3.7            | 3.5  |  | 0.0            | 0.0  |  | 0.0       | 0.0  |  |       |       |        |
| <i>Prunus serotina</i>         | 0.0       | 0.0  |  | 0.0            | 0.0  |  | 0.0            | 0.0  |  | 0.0            | 0.0  |  | 0.0       | 0.0  |  |       |       |        |
| <i>Quercus falcata</i>         | <0.1      | <0.1 |  | 0.0            | 0.0  |  | 0.0            | 0.0  |  | 0.0            | 0.0  |  | <0.1      | <0.1 |  |       |       |        |
| <i>Quercus marilandica</i>     | 0.0       | 0.0  |  | 4.4            | 4.4  |  | <0.1           | <0.1 |  | 0.0            | 0.0  |  | 0.0       | 0.0  |  |       |       |        |
| <i>Quercus nigra</i>           | 0.0       | 0.0  |  | 0.0            | 0.0  |  | 0.0            | 0.0  |  | 0.0            | 0.0  |  | 0.0       | 0.0  |  |       |       |        |
| <i>Rhus copallina</i>          | 26.4      | 10.3 |  | 0.0            | 0.0  |  | 0.0            | 0.0  |  | <0.1           | <0.1 |  | 0.0       | 0.0  |  |       |       |        |
| <i>Salix nigra</i>             | <0.1      | <0.1 |  | 0.0            | 0.0  |  | 0.0            | 0.0  |  | 0.0            | 0.0  |  | 0.0       | 0.0  |  |       |       |        |
| <i>Sambucus canadensis</i>     | 5.3       | 5.3  |  | 0.0            | 0.0  |  | 0.0            | 0.0  |  | 0.0            | 0.0  |  | 0.0       | 0.0  |  |       |       |        |
| <i>Sassafras albidum</i>       | 0.0       | 0.0  |  | <0.1           | <0.1 |  | 0.0            | 0.0  |  | <0.1           | <0.1 |  | 0.0       | 0.0  |  |       |       |        |
| <i>Vaccinium arboreum</i>      | 12.5      | 12.3 |  | 0.0            | 0.0  |  | 3.4            | 2.4  |  | 4.2            | 2.9  |  | 0.0       | 0.0  |  |       |       |        |
| <i>Vaccinium darrowii</i>      | <0.1      | <0.1 |  | 0.0            | 0.0  |  | 2.5            | 2.4  |  | 0.0            | 0.0  |  | <0.1      | <0.1 |  |       |       |        |
| <i>Vaccinium ellottii</i>      | 0.0       | 0.0  |  | 1.8            | 1.8  |  | 0.0            | 0.0  |  | 0.0            | 0.0  |  | 0.0       | 0.0  |  |       |       |        |

<sup>a</sup> Twenty exclosures per treatment were randomly allocated at the beginning and clipped at the end of each growing season.

<sup>b</sup> Actual means presented; analyses conducted on square root transformed data; means within rows followed by same letter do not differ ( $P > 0.05$ ).

<sup>c</sup> Within-treatment year effect ( $P < 0.05$ ): *Erechtites hieracifolia*, *Eupatorium capillifolium*, *Dicanthelium acuminatum*.

<sup>d</sup> Within-treatment year effect ( $P < 0.05$ ): *Erechtites hieracifolia*, *Eupatorium capillifolium*; ( $P < 0.01$ ): *Dicanthelium acuminatum*.

<sup>e</sup> Within-treatment year effect ( $P < 0.05$ ): *Dicanthelium acuminatum*; ( $P < 0.01$ ): *Eupatorium capillifolium*.

Table C.6. Total biomass (dry weight, kg/ha)<sup>a</sup> by forage class for 5 pine plantation management regimes varying from low (1) to high (5) intensity at years 1 and 2 post-treatment (July 2002 and July 2003) in the Mississippi Lower Coastal Plain<sup>b</sup>.

| Forage type       | Treatment      |       |                |       |                |       |                |       |                |      |     |     | P-value |        |        |        |
|-------------------|----------------|-------|----------------|-------|----------------|-------|----------------|-------|----------------|------|-----|-----|---------|--------|--------|--------|
|                   | 1 <sup>c</sup> |       | 2 <sup>d</sup> |       | 3 <sup>e</sup> |       | 4 <sup>f</sup> |       | 5 <sup>g</sup> |      | Yr  | Trt | Yr*trt  | Yr     | Trt    | Yr*trt |
|                   | ̄              | SE    | ̄              | SE    | ̄              | SE    | ̄              | SE    | ̄              | SE   |     |     |         |        |        |        |
| 2002              |                |       |                |       |                |       |                |       |                |      |     |     |         |        |        |        |
| Fern              | 0.0            | 0.0   | 0.0            | 0.0   | 23.6           | 23.6  | 0.0            | 0.0   | 0.0            | 0.0  | 0.0 | 0.0 | 0.0     | 0.398  | 0.537  |        |
| Forb (legume)     | 7.2            | 3.2   | 3.7            | 0.7   | 10.3           | 5.4   | 2.2            | 0.7   | 0.8            | 0.4  |     |     |         | 0.087  | 0.056  |        |
| Forb (non-legume) | 492.4 A        | 86.1  | 851.0 A        | 131.8 | 667.2 A        | 90.3  | 32.0 B         | 15.8  | 92.1 B         | 39.1 |     |     |         | ≤0.001 | 0.003  |        |
| Grass             | 235.2 A        | 38.9  | 212.7 A        | 43.0  | 284.8 A        | 50.5  | 79.5 B         | 27.6  | 37.8 B         | 11.9 |     |     |         | 0.009  | 0.529  |        |
| Grasslike         | 49.4           | 30.4  | 63.9           | 19.6  | 62.3           | 22.9  | 9.4            | 4.9   | 20.8           | 11.4 |     |     |         | 0.107  | 0.247  |        |
| Vine              | 282.4 A        | 50.1  | 110.4 B        | 22.3  | 157.2 B        | 34.6  | 45.9 B         | 13.7  | 50.2 B         | 18.9 |     |     |         | 0.009  | ≤0.001 |        |
| Woody             | 276.8 A        | 73.6  | 149.0 AB       | 48.1  | 55.6 B         | 17.4  | 42.9 B         | 15.1  | 43.4 B         | 22.3 |     |     |         | 0.042  | 0.021  |        |
| Total             | 1343.5 A       | 131.6 | 1390.6 A       | 159.1 | 1261.0 A       | 138.8 | 211.9 B        | 43.4  | 245.2 B        | 53.2 |     |     |         | ≤0.001 | ≤0.001 |        |
| 2003              |                |       |                |       |                |       |                |       |                |      |     |     |         |        |        |        |
| Fern              | 0.0            | 0.0   | 0.0            | 0.0   | 9.3            | 7.0   | 0.0            | 0.0   | 0.0            | 0.0  | 0.0 | 0.0 | 0.0     | 0.340  | 0.398  |        |
| Forb (legume)     | 4.0            | 3.0   | 9.1            | 3.9   | 17.3           | 7.8   | 36.3           | 13.8  | 6.9            | 3.9  |     |     |         | 0.008  | 0.087  |        |
| Forb (non-legume) | 491.9 A        | 67.8  | 845.4 A        | 103.6 | 924.9 A        | 92.9  | 894.3 A        | 92.8  | 218.2 B        | 50.8 |     |     |         | 0.004  | 0.003  |        |
| Grass             | 453.0 A        | 64.2  | 387.4 A        | 54.1  | 411.7 A        | 68.0  | 277.9 A        | 54.8  | 281.0 A        | 46.5 |     |     |         | ≤0.001 | 0.009  |        |
| Grasslike         | 80.1           | 34.4  | 223.4          | 64.2  | 184.4          | 58.7  | 202.1          | 45.7  | 3.9            | 3.4  |     |     |         | 0.023  | 0.107  |        |
| Vine              | 918.6 A        | 109.8 | 348.5 B        | 60.5  | 454.1 B        | 65.2  | 246.5 B        | 38.4  | 13.7 C         | 9.1  |     |     |         | ≤0.001 | ≤0.001 |        |
| Woody             | 299.3          | 64.0  | 165.5          | 43.1  | 309.3          | 92.1  | 247.8          | 60.8  | 157.9          | 51.2 |     |     |         | ≤0.001 | 0.382  |        |
| Total             | 2247.0 A       | 146.4 | 1979.5 A       | 131.9 | 2311.0 A       | 158.6 | 1905.0 A       | 131.3 | 681.6 B        | 82.0 |     |     |         | ≤0.001 | ≤0.001 |        |

<sup>a</sup> Twenty exclosures per treatment were randomly allocated at the beginning and clipped at the end of each growing season.

<sup>b</sup> Actual means presented; analyses conducted on square-root transformed data; means within rows followed by same letter do not differ ( $P > 0.05$ ).

<sup>c</sup> Within-treatment year effect ( $P \leq 0.001$ ); vine; ( $P < 0.01$ ); total.

<sup>d</sup> Within-treatment year effect ( $P < 0.05$ ); total; ( $P \leq 0.001$ ); vine.

<sup>e</sup> Within-treatment year effect ( $P \leq 0.001$ ); vine, woody, total.

<sup>f</sup> Within-treatment year effect ( $P \leq 0.001$ ); forbs (non-legume), vine, woody, total.

<sup>g</sup> Within-treatment year effect ( $P < 0.05$ ); woody; ( $P < 0.01$ ); total.

Table C.7. Total biomass (dry weight, kg/ha) by forage class and species for 5 pine plantation management regimes varying from low (1) to high (5) intensity at years 1 and 2 post-treatment (July 2002 and July 2003) in the Mississippi Lower Coastal Plain<sup>a</sup>.

| Species                         | Treatment |      |  |                |      |  |                |      |  |                |     |  | P-value   |     |    |     |       |       |       |
|---------------------------------|-----------|------|--|----------------|------|--|----------------|------|--|----------------|-----|--|-----------|-----|----|-----|-------|-------|-------|
|                                 | 1         |      |  | 2 <sup>b</sup> |      |  | 3 <sup>c</sup> |      |  | 4 <sup>d</sup> |     |  | 5         |     | Yr | Trt | Y*trt |       |       |
|                                 | $\bar{x}$ | SE   |  | $\bar{x}$      | SE   |  | $\bar{x}$      | SE   |  | $\bar{x}$      | SE  |  | $\bar{x}$ | SE  |    | Yr  | Trt   | Y*trt |       |
| 2002                            |           |      |  |                |      |  |                |      |  |                |     |  |           |     |    |     |       |       |       |
| Fern.                           |           |      |  |                |      |  |                |      |  |                |     |  |           |     |    |     |       |       |       |
| <i>Osmunda regalis</i>          | 0.0       | 0.0  |  | 0.0            | 0.0  |  | 0.0            | 0.0  |  | 0.0            | 0.0 |  | 0.0       | 0.0 |    |     |       |       |       |
| <i>Pteridium aquilinum</i>      | 0.0       | 0.0  |  | 0.0            | 0.0  |  | 23.9           | 23.9 |  | 0.0            | 0.0 |  | 0.0       | 0.0 |    |     |       |       |       |
| Forb (legume)                   |           |      |  |                |      |  |                |      |  |                |     |  |           |     |    |     |       |       |       |
| <i>Centrosema virginianum</i>   | 2.5       | 2.4  |  | 0.0            | 0.0  |  | 0.0            | 0.0  |  | 0.0            | 0.0 |  | 0.0       | 0.0 |    |     |       |       |       |
| <i>Chamaecrista fasciculata</i> | 0.1       | 0.1  |  | 0.5            | 0.2  |  | 0.1            | 0.1  |  | 0.1            | 0.1 |  | 0.1       | 0.1 |    |     |       |       |       |
| <i>Desmodium ciliare</i>        | 0.3       | 0.2  |  | 0.4            | 0.2  |  | 2.6            | 2.4  |  | 0.6            | 0.3 |  | 0.6       | 0.3 |    |     |       |       |       |
| <i>Desmodium rotundifolium</i>  | 0.3       | 0.2  |  | 0.3            | 0.2  |  | 2.6            | 2.3  |  | 0.6            | 0.3 |  | 0.6       | 0.3 |    |     |       |       |       |
| <i>Desmodium tortuosum</i>      | 0.0       | 0.0  |  | 0.0            | 0.0  |  | 0.0            | 0.0  |  | 0.0            | 0.0 |  | 0.0       | 0.0 |    |     |       |       |       |
| <i>Indigofera caroliniana</i>   | 0.3       | 0.2  |  | 0.0            | 0.0  |  | 0.0            | 0.0  |  | 0.4            | 0.2 |  | 0.4       | 0.2 |    |     |       |       |       |
| <i>Lespedeza capitata</i>       | 0.0       | 0.0  |  | 0.0            | 0.0  |  | 0.0            | 0.0  |  | 0.0            | 0.0 |  | 0.0       | 0.0 |    |     |       |       |       |
| <i>Lespedeza cuneata</i>        | 0.0       | 0.0  |  | 0.1            | 0.1  |  | 0.3            | 0.2  |  | 0.0            | 0.0 |  | 0.0       | 0.0 |    |     |       |       |       |
| <i>Lespedeza repens</i>         | 0.9       | 0.4  |  | 1.5            | 0.5  |  | 1.2            | 0.4  |  | 0.3            | 0.2 |  | 0.3       | 0.2 |    |     |       |       |       |
| <i>Rhynchosia reniformis</i>    | 0.0       | 0.0  |  | 0.0            | 0.0  |  | 0.1            | 0.1  |  | 0.1            | 0.1 |  | 0.1       | 0.1 |    |     |       |       |       |
| <i>Stylosanthes biflora</i>     | 2.8       | 2.1  |  | 0.3            | 0.2  |  | 2.9            | 2.7  |  | 0.1            | 0.1 |  | 0.1       | 0.1 |    |     |       |       |       |
| <i>Tephrosia virginiana</i>     | 0.1       | 0.1  |  | 0.5            | 0.3  |  | 0.5            | 0.3  |  | 0.0            | 0.0 |  | 0.0       | 0.0 |    |     |       |       |       |
| Forb (non-legume)               |           |      |  |                |      |  |                |      |  |                |     |  |           |     |    |     |       |       |       |
| <i>Acalypha gracilens</i>       | 1.2       | 0.4  |  | 60.9           | 20.9 |  | 34.0           | 12.1 |  | 0.7            | 0.3 |  | 0.7       | 0.3 |    |     |       | 0.414 | 0.485 |
| <i>Ambrosia artemisiifolia</i>  | 2.8       | 2.4  |  | 4.4            | 4.4  |  | 0.1            | 0.1  |  | 0.3            | 0.2 |  | 0.3       | 0.2 |    |     |       |       |       |
| <i>Aster adnatus</i>            | <0.1      | <0.1 |  | 1.7            | 1.6  |  | 1.5            | 1.5  |  | 0.0            | 0.0 |  | 0.0       | 0.0 |    |     |       |       |       |
| <i>Aster dumosus</i>            | 5.4       | 3.0  |  | 0.1            | <0.1 |  | 0.1            | 0.1  |  | 0.0            | 0.0 |  | 0.0       | 0.0 |    |     |       |       |       |
| <i>Aster patens</i>             | 0.0       | 0.0  |  | <0.1           | <0.1 |  | 6.9            | 6.8  |  | 0.0            | 0.0 |  | 0.0       | 0.0 |    |     |       |       |       |
| <i>Carduus spinosissimus</i>    | <0.1      | <0.1 |  | 3.1            | 3.1  |  | 7.4            | 4.3  |  | 0.0            | 0.0 |  | 0.0       | 0.0 |    |     |       |       |       |
| <i>Cnidocolus stimulosus</i>    | 0.0       | 0.0  |  | 0.0            | 0.0  |  | 0.0            | 0.0  |  | 0.1            | 0.1 |  | 0.1       | 0.1 |    |     |       |       |       |
| <i>Coreopsis major</i>          | 0.0       | 0.0  |  | 0.0            | 0.0  |  | 2.3            | 2.3  |  | 0.0            | 0.0 |  | 0.0       | 0.0 |    |     |       |       |       |
| <i>Crotalaria sagittalis</i>    | 0.0       | 0.0  |  | 0.3            | 0.2  |  | 14.3           | 12.5 |  | 0.0            | 0.0 |  | 0.0       | 0.0 |    |     |       |       |       |

Table C.7. Continued.

| Species                         | Treatment |      |                |      |                |      |                |      |           |      |    |     | P-value |       |     |        |
|---------------------------------|-----------|------|----------------|------|----------------|------|----------------|------|-----------|------|----|-----|---------|-------|-----|--------|
|                                 | 1         |      | 2 <sup>b</sup> |      | 3 <sup>c</sup> |      | 4 <sup>d</sup> |      | 5         |      | Yr | Trt | Yr*trt  | Yr    | Trt | Yr*trt |
|                                 | $\bar{x}$ | SE   | $\bar{x}$      | SE   | $\bar{x}$      | SE   | $\bar{x}$      | SE   | $\bar{x}$ | SE   |    |     |         |       |     |        |
| <i>Croton capitatus</i>         | 0.1       | <0.1 | 9.3            | 9.2  | 16.9           | 13.2 | <0.1           | <0.1 | 31.3      | 23.5 |    |     |         |       |     |        |
| <i>Diodia teres</i>             | 90.3      | 44.4 | 20.5           | 20.3 | 34.3           | 20.0 | 0.2            | 0.1  | 2.8       | 2.8  |    |     |         |       |     |        |
| <i>Diodia virginiana</i>        | 0.0       | 0.0  | 0.0            | 0.0  | 0.0            | 0.0  | 0.0            | 0.0  | 0.0       | 0.0  |    |     |         |       |     |        |
| <i>Erechtites hieracifolia</i>  | 127.5 A   | 46.6 | 158.2 A        | 43.8 | 88.6 A         | 23.0 | 11.9 B         | 11.8 | 2.8 B     | 2.7  |    |     | 0.002   | 0.046 |     |        |
| <i>Erigeron strigosus</i>       | 0.0       | 0.0  | 0.0            | 0.0  | 0.1            | 0.1  | 0.0            | 0.0  | 0.0       | 0.0  |    |     |         |       |     |        |
| <i>Eupatorium album</i>         | 19.1      | 10.1 | 23.7           | 15.7 | 13.1           | 5.4  | 0.0            | 0.0  | <0.1      | <0.1 |    |     |         |       |     |        |
| <i>Eupatorium capillifolium</i> | 119.2 AB  | 36.9 | 240.1 A        | 53.4 | 199.3 A        | 41.2 | 14.4 B         | 8.0  | 6.3 B     | 4.2  |    |     | 0.073   | 0.047 |     |        |
| <i>Eupatorium perfoliatum</i>   | 0.0       | 0.0  | 2.8            | 2.7  | 0.1            | 0.1  | 0.0            | 0.0  | 0.0       | 0.0  |    |     |         |       |     |        |
| <i>Eupatorium rotundifolium</i> | 0.1       | 0.1  | 0.0            | 0.0  | 0.0            | 0.0  | 0.0            | 0.0  | 0.0       | 0.0  |    |     |         |       |     |        |
| <i>Eupatorium semiserratum</i>  | 0.0       | 0.0  | 5.3            | 3.6  | 7.0            | 5.7  | 0.0            | 0.0  | 0.0       | 0.0  |    |     |         |       |     |        |
| <i>Eupatorium serotinum</i>     | 3.3       | 3.1  | 5.0            | 4.9  | 0.1            | 0.1  | 0.0            | 0.0  | 0.0       | 0.0  |    |     |         |       |     |        |
| <i>Euphorbia corollata</i>      | 0.4       | 0.2  | 5.9            | 4.0  | 7.9            | 5.0  | 0.2            | 0.1  | 5.6       | 5.4  |    |     |         |       |     |        |
| <i>Euthamia tenuifolia</i>      | 62.4      | 24.9 | 141.7          | 38.9 | 97.0           | 22.3 | 0.2            | 0.1  | <0.1      | <0.1 |    |     | 0.152   | 0.368 |     |        |
| <i>Galium circaeazans</i>       | 0.1       | 0.1  | <0.1           | <0.1 | 0.2            | 0.1  | 0.0            | 0.0  | 0.0       | 0.0  |    |     |         |       |     |        |
| <i>Gnaphalium falcatum</i>      | 0.4       | 0.2  | 59.1           | 15.3 | 13.6           | 6.0  | 0.0            | 0.0  | 0.0       | 0.0  |    |     |         |       |     |        |
| <i>Helianthus hirsutus</i>      | 0.2       | 0.2  | 4.4            | 4.4  | 3.1            | 2.9  | 0.0            | 0.0  | 0.0       | 0.0  |    |     |         |       |     |        |
| <i>Heterotheca graminifolia</i> | 0.0       | 0.0  | 0.0            | 0.0  | 0.0            | 0.0  | 0.0            | 0.0  | 0.0       | 0.0  |    |     |         |       |     |        |
| <i>Lactuca canadensis</i>       | 0.0       | 0.0  | 0.0            | 0.0  | 0.0            | 0.0  | 0.0            | 0.0  | 0.0       | 0.0  |    |     |         |       |     |        |
| <i>Lactuca floridana</i>        | 0.0       | 0.0  | 0.0            | 0.0  | 4.8            | 4.8  | 0.0            | 0.0  | 0.0       | 0.0  |    |     |         |       |     |        |
| <i>Lechea patula</i>            | 0.0       | 0.0  | 0.0            | 0.0  | 0.0            | 0.0  | 0.0            | 0.0  | 0.0       | 0.0  |    |     |         |       |     |        |
| <i>Liatris squarrosa</i>        | 8.6       | 8.6  | 0.0            | 0.0  | 0.0            | 0.0  | 0.0            | 0.0  | <0.1      | <0.1 |    |     |         |       |     |        |
| <i>Linum medium</i>             | 0.1       | 0.1  | 0.0            | 0.0  | 0.0            | 0.0  | 0.0            | 0.0  | 0.0       | 0.0  |    |     |         |       |     |        |
| <i>Ludwigia glandulosa</i>      | 0.0       | 0.0  | 0.0            | 0.0  | 0.0            | 0.0  | 0.0            | 0.0  | 0.0       | 0.0  |    |     |         |       |     |        |
| <i>Mecardonia acuminata</i>     | 0.0       | 0.0  | 0.0            | 0.0  | 0.0            | 0.0  | 0.0            | 0.0  | 0.0       | 0.0  |    |     |         |       |     |        |
| <i>Mimosa quadrivalvis</i>      | 0.1       | 0.1  | 0.0            | 0.0  | 0.1            | 0.1  | 0.0            | 0.0  | 0.0       | 0.0  |    |     |         |       |     |        |
| <i>Oenothera biennis</i>        | 0.0       | 0.0  | 0.0            | 0.0  | 0.0            | 0.0  | 0.0            | 0.0  | 0.0       | 0.0  |    |     |         |       |     |        |
| <i>Oxalis dillenii</i>          | 2.5       | 2.4  | 0.0            | 0.0  | <0.1           | <0.1 | <0.1           | <0.1 | 4.5       | 4.5  |    |     |         |       |     |        |
| <i>Oxalis stricta</i>           | 0.0       | 0.0  | 32.7           | 11.9 | 17.2           | 8.9  | 0.0            | 0.0  | 0.1       | 0.1  |    |     |         |       |     |        |

Table C.7. Continued.

| Species                           | Treatment |      |         |                |      |        |                |      |       |                |    |  | P-value   |    |  |    |       |        |
|-----------------------------------|-----------|------|---------|----------------|------|--------|----------------|------|-------|----------------|----|--|-----------|----|--|----|-------|--------|
|                                   | 1         |      |         | 2 <sup>b</sup> |      |        | 3 <sup>c</sup> |      |       | 4 <sup>d</sup> |    |  | 5         |    |  | Yr | Trt   | Yr*trt |
|                                   | $\bar{x}$ | SE   |         | $\bar{x}$      | SE   |        | $\bar{x}$      | SE   |       | $\bar{x}$      | SE |  | $\bar{x}$ | SE |  |    |       |        |
| <i>Phytolacca americana</i>       | 0.0       | 0.0  | 12.3    | 1.7            | 1.5  | 3.5    | 3.5            | 3.5  | 38.2  | 30.5           |    |  |           |    |  |    |       |        |
| <i>Plantago virginica</i>         | 0.0       | 0.0  | <0.1    | 0.1            | 0.1  | 0.0    | 0.0            | 0.0  | 0.0   | 0.0            |    |  |           |    |  |    |       |        |
| <i>Pluchea foetida</i>            | 0.0       | 0.0  | 0.0     | 0.0            | 0.0  | 0.0    | 0.0            | 0.0  | 0.0   | 0.0            |    |  |           |    |  |    |       |        |
| <i>Polygala nana</i>              | <0.1      | <0.1 | 0.0     | 0.0            | 0.0  | 0.0    | 0.0            | 0.0  | <0.1  | <0.1           |    |  |           |    |  |    |       |        |
| <i>Polyprenum procumbens</i>      | 35.3      | 16.4 | 4.9     | 64.8           | 29.8 | <0.1   | <0.1           | <0.1 | <0.1  | <0.1           |    |  |           |    |  |    | 0.063 | 0.328  |
| <i>Ptilimnium capillaceum</i>     | 0.0       | 0.0  | 0.0     | 0.0            | 0.0  | 0.0    | 0.0            | 0.0  | 0.0   | 0.0            |    |  |           |    |  |    |       |        |
| <i>Pycnanthemum incanum</i>       | 9.4       | 9.1  | 2.9     | 11.2           | 7.9  | 0.0    | 0.0            | 0.0  | 0.0   | 0.0            |    |  |           |    |  |    |       |        |
| <i>Pyrrhopappus carolinianus</i>  | 0.0       | 0.0  | 2.6     | 0.0            | 0.0  | 0.0    | 0.0            | 0.0  | 0.0   | 0.0            |    |  |           |    |  |    |       |        |
| <i>Rhexia alifanus</i>            | 0.0       | 0.0  | 0.0     | 0.0            | 0.0  | 0.0    | 0.0            | 0.0  | 0.0   | 0.0            |    |  |           |    |  |    |       |        |
| <i>Rhexia mariana</i>             | 0.1       | 0.1  | 0.0     | 0.0            | 0.0  | 0.0    | 0.0            | 0.0  | 0.0   | 0.0            |    |  |           |    |  |    |       |        |
| <i>Rhexia virginica</i>           | 0.1       | 0.1  | 0.0     | 0.0            | 0.0  | 0.0    | 0.0            | 0.0  | 0.0   | 0.0            |    |  |           |    |  |    |       |        |
| <i>Rudbeckia hirta</i>            | 0.0       | 0.0  | 0.1     | 0.1            | 0.0  | 0.0    | 0.0            | 0.0  | 0.0   | 0.0            |    |  |           |    |  |    |       |        |
| <i>Sabatia campestris</i>         | 0.0       | 0.0  | 0.6     | 0.3            | 0.0  | 0.0    | 0.0            | 0.0  | 0.0   | 0.0            |    |  |           |    |  |    |       |        |
| <i>Scutellaria intergrifolia</i>  | 0.3       | 0.2  | 0.0     | 0.0            | 2.5  | 0.0    | 0.0            | 0.0  | 0.0   | 0.0            |    |  |           |    |  |    |       |        |
| <i>Solanum americanum</i>         | 0.0       | 0.0  | 39.3    | 0.0            | 0.0  | 0.0    | 0.0            | 0.0  | 0.0   | 0.0            |    |  |           |    |  |    |       |        |
| <i>Solanum carolinense</i>        | 0.0       | 0.0  | 0.0     | 0.0            | 0.0  | 0.0    | 0.0            | 0.0  | 0.0   | 0.0            |    |  |           |    |  |    |       |        |
| <i>Solidago canadensis</i>        | 0.0       | 0.0  | 0.0     | 0.0            | 0.0  | 0.0    | 0.0            | 0.0  | 0.0   | 0.0            |    |  |           |    |  |    |       |        |
| <i>Solidago gigantea</i>          | 0.5       | 0.2  | 0.1     | 0.3            | 0.2  | 0.1    | 0.1            | 0.1  | 0.1   | 0.1            |    |  |           |    |  |    |       |        |
| <i>Tragia urticifolia</i>         | 0.0       | 0.0  | 0.0     | 0.0            | 6.7  | 0.0    | 0.0            | 0.0  | 0.0   | 0.0            |    |  |           |    |  |    |       |        |
| <i>Viola lanceolata</i>           | 2.4       | 1.7  | 0.2     | 0.4            | 0.1  | 0.1    | 0.1            | <0.1 | 0.0   | 0.0            |    |  |           |    |  |    |       |        |
| <i>Viola palmata</i>              | 0.0       | 0.0  | <0.1    | 1.9            | 1.8  | 0.0    | 0.0            | 0.0  | 0.0   | 0.0            |    |  |           |    |  |    |       |        |
| <i>Wahlbergia marginata</i>       |           |      |         |                |      |        |                |      |       |                |    |  |           |    |  |    |       |        |
| Grass                             |           |      |         |                |      |        |                |      |       |                |    |  |           |    |  |    |       |        |
| <i>Andropogon virginicus</i>      | 76.5      | 18.1 | 23.8    | 44.8           | 13.3 | 44.6   | 18.0           | 18.0 | 18.2  | 8.3            |    |  |           |    |  |    | 0.202 | 0.293  |
| <i>Aristida spp.</i>              | 5.0       | 3.7  | 13.2    | 26.9           | 9.4  | 10.3   | 6.0            | 6.0  | 0.4   | 0.1            |    |  |           |    |  |    | 0.257 | 0.686  |
| <i>Chasmanthium sessiliflorum</i> | 0.0       | 0.0  | 0.0     | 0.0            | 0.0  | 0.0    | 0.0            | 0.0  | 0.0   | 0.0            |    |  |           |    |  |    |       |        |
| <i>Dicanthelium aciculare</i>     | 0.0       | 0.0  | 0.0     | 0.0            | 0.0  | 0.0    | 0.0            | 0.0  | 0.0   | 0.0            |    |  |           |    |  |    |       |        |
| <i>Dicanthelium acuminatum</i>    | 118.3 A   | 28.2 | 31.4 AB | 86.0 AB        | 25.6 | 21.1 B | 16.1           | 16.1 | 4.5 B | 3.0            |    |  |           |    |  |    | 0.011 | 0.007  |



Table C.7. Continued.

| Species                            | Treatment |      |      |                |       |     |                |      |      |                |      |      | P-value   |      |  |       |       |        |
|------------------------------------|-----------|------|------|----------------|-------|-----|----------------|------|------|----------------|------|------|-----------|------|--|-------|-------|--------|
|                                    | 1         |      |      | 2 <sup>b</sup> |       |     | 3 <sup>c</sup> |      |      | 4 <sup>d</sup> |      |      | 5         |      |  | Yr    | Trt   | Yr*trt |
|                                    | $\bar{x}$ | SE   |      | $\bar{x}$      | SE    |     | $\bar{x}$      | SE   |      | $\bar{x}$      | SE   |      | $\bar{x}$ | SE   |  |       |       |        |
| <i>Dicanthelium commutatum</i>     | 2.4       | 2.4  | 0.0  | 0.0            | 0.0   | 0.0 | 0.0            | 0.0  | 0.0  | 0.0            | 0.0  | 0.0  | 0.0       | <0.1 |  |       |       |        |
| <i>Dicanthelium ovale</i>          | 0.0       | 0.0  | 0.0  | 0.0            | 0.0   | 0.0 | 0.0            | 0.0  | 0.0  | 0.0            | 0.0  | 0.0  | 0.0       | 0.0  |  |       |       |        |
| <i>Dicanthelium scoparium</i>      | 8.9       | 5.9  | 80.0 | 30.3           | 116.3 | B   | 28.6           | 3.4  | 3.4  | A              | 3.4  | 2.2  | 3.2       | A    |  |       | 0.002 | 0.063  |
| <i>Dicanthelium sphaerocarpon</i>  | 0.0       | 0.0  | 0.0  | 0.0            | 0.0   | 0.0 | 0.0            | 0.0  | 0.0  | 0.0            | 0.0  | 0.0  | 0.0       | 0.0  |  |       |       |        |
| <i>Digitaria ciliaris</i>          | 0.0       | 0.0  | 0.0  | 0.0            | 0.0   | 0.0 | 0.0            | 0.0  | 0.0  | 0.0            | 0.0  | 0.0  | 0.0       | 0.0  |  |       |       |        |
| <i>Imperata cylindrica</i>         | 0.0       | 0.0  | 0.0  | 0.0            | 0.0   | 0.0 | 0.0            | 0.0  | 0.0  | 0.0            | 0.0  | 0.0  | 0.0       | 0.0  |  |       |       |        |
| <i>Paspalum setaceum</i>           | 24.2      | 12.0 | 0.0  | 0.0            | 0.0   | 0.0 | 0.0            | <0.1 | 11.4 | 5.8            |      |      |           |      |  |       |       |        |
| <i>Setaria pumilia</i>             | 0.0       | 0.0  | <0.1 | <0.1           | 1.2   |     | 1.2            | 0.0  | 0.0  | 0.0            | 0.0  | 0.0  | 0.0       | 0.0  |  |       |       |        |
| Grasslike                          |           |      |      |                |       |     |                |      |      |                |      |      |           |      |  |       |       |        |
| <i>Carex albolutescens</i>         | 10.0      | 6.4  | 11.7 | 5.4            | 3.7   |     | 2.5            | 2.5  | 4.3  | 2.5            | 4.5  | 5.9  | 4.5       |      |  |       |       |        |
| <i>Cyperus ovalaris</i>            | 0.3       | 0.1  | 8.9  | 5.6            | 4.0   |     | 2.6            | <0.1 | 3.3  | 3.1            | 3.1  | 3.3  | 3.1       |      |  |       |       |        |
| <i>Juncus marginatus</i>           | 0.0       | 0.0  | 0.0  | 0.0            | 0.0   |     | 0.0            | 0.0  | 0.0  | 0.0            | 0.0  | 0.0  | 0.0       |      |  |       |       |        |
| <i>Juncus polycephalus</i>         | 0.0       | 0.0  | 0.0  | 0.0            | 0.0   |     | 0.0            | 0.0  | 0.0  | 0.0            | 0.0  | 0.0  | 0.0       |      |  |       |       |        |
| <i>Juncus tenuis</i>               | 5.0       | 2.9  | 10.6 | 5.3            | 35.1  |     | 10.0           | 2.4  | 5.1  | 2.4            | 1.7  | 2.2  | 1.7       |      |  | 0.265 | 0.488 |        |
| <i>Rhynchospora inexpansa</i>      | 34.1      | 29.2 | 32.7 | 16.9           | <0.1  |     | <0.1           | 0.0  | 0.0  | 0.0            | 9.5  | 9.5  | 9.5       |      |  | 0.122 | 0.472 |        |
| <i>Scirpus cyperinus</i>           | 0.0       | 0.0  | 0.0  | 0.0            | 0.0   |     | 0.0            | 0.0  | 0.0  | 0.0            | 0.0  | 0.0  | 0.0       |      |  |       |       |        |
| Vine                               |           |      |      |                |       |     |                |      |      |                |      |      |           |      |  |       |       |        |
| <i>Berchemia scandens</i>          | 0.1       | 0.1  | 0.0  | 0.0            | 0.0   |     | 0.0            | 0.0  | 0.3  | 0.2            | 0.0  | 0.0  | 0.0       |      |  |       |       |        |
| <i>Campsis radicans</i>            | 37.6      | 17.4 | 0.0  | 0.0            | 0.2   |     | 0.1            | <0.1 | <0.1 | <0.1           | 0.0  | 0.0  | 0.0       |      |  |       |       |        |
| <i>Gelsemium sepervirens</i>       | 0.1       | <0.1 | 0.0  | 0.0            | 0.0   |     | 0.0            | <0.1 | <0.1 | <0.1           | 0.1  | 0.1  | 0.1       |      |  |       |       |        |
| <i>Lonicera japonica</i>           | 0.0       | 0.0  | 8.3  | 5.8            | 0.0   |     | 0.0            | 0.0  | 0.0  | 0.0            | 0.0  | 0.0  | 0.0       |      |  |       |       |        |
| <i>Mikiana scandens</i>            | 0.3       | 0.2  | 0.0  | 0.0            | 0.0   |     | 0.0            | 0.0  | 0.0  | 0.0            | 0.0  | 0.0  | 0.0       |      |  |       |       |        |
| <i>Parthenocissus quinquefolia</i> | 6.7       | 6.6  | <0.1 | <0.1           | 0.0   |     | 0.0            | 0.0  | 0.0  | 0.0            | 0.0  | 0.0  | 0.0       |      |  |       |       |        |
| <i>Rubus argutus</i>               | 87.4      | 23.3 | 37.5 | 11.6           | 63.1  |     | 27.7           | 3.7  | 5.6  | 3.7            | 3.2  | 4.9  | 3.2       |      |  | 0.051 | 0.773 |        |
| <i>Rubus flagellaris</i>           | 0.0       | 0.0  | 0.0  | 0.0            | 0.0   |     | 0.0            | 0.0  | 0.0  | 0.0            | 0.0  | 0.0  | 0.0       |      |  |       |       |        |
| <i>Rubus trivialis</i>             | 59.2      | 22.0 | 62.0 | 20.2           | 95.4  |     | 24.7           | 13.4 | 39.4 | 13.4           | 18.8 | 44.6 | 18.8      |      |  | 0.063 | 0.312 |        |
| <i>Smilax bona-nox</i>             | 0.0       | 0.0  | 0.0  | 0.0            | 0.0   |     | 0.0            | 0.0  | 0.0  | 0.0            | 0.0  | 0.0  | 0.0       |      |  |       |       |        |
| <i>Smilax glauca</i>               | 5.2       | 4.1  | 0.2  | 0.2            | 0.2   |     | 0.2            | 0.2  | 0.4  | 0.2            | 0.2  | 0.3  | 0.2       |      |  |       |       |        |

Table C.7. Continued.

| Species                        | Treatment |      |      |                |      |      |                |      |     |                |     |      | P-value   |      |      |       |       |        |
|--------------------------------|-----------|------|------|----------------|------|------|----------------|------|-----|----------------|-----|------|-----------|------|------|-------|-------|--------|
|                                | 1         |      |      | 2 <sup>b</sup> |      |      | 3 <sup>c</sup> |      |     | 4 <sup>d</sup> |     |      | 5         |      |      | Yr    | Trt   | Yr*trt |
|                                | $\bar{x}$ | SE   |      | $\bar{x}$      | SE   |      | $\bar{x}$      | SE   |     | $\bar{x}$      | SE  |      | $\bar{x}$ | SE   |      |       |       |        |
| <i>Smilax rotundifolia</i>     | 0.1       | 0.1  | 0.0  | 0.0            | 0.0  | 0.0  | 0.0            | 0.0  | 0.0 | 0.0            | 0.0 | 0.0  | 0.0       | 0.0  | 0.0  |       |       |        |
| <i>Toxicodendron radicans</i>  | 21.1      | 8.2  | 0.0  | 0.0            | 0.0  | 0.0  | 0.0            | 0.0  | 0.0 | 0.0            | 0.0 | 0.0  | 0.0       | 0.0  | 0.0  |       |       |        |
| <i>Vitis aestivalis</i>        | 0.0       | 0.0  | 0.0  | 0.0            | 0.0  | 0.0  | 0.0            | 0.0  | 0.0 | 0.0            | 0.0 | 0.0  | 0.0       | 0.0  | 0.0  |       |       |        |
| <i>Vitis rotundifolia</i>      | 64.5      | 28.7 | 2.3  | 2.1            | 0.2  | 0.1  | 0.0            | 0.0  | 0.0 | 0.0            | 0.0 | 0.1  | 0.1       | 0.1  | 0.1  |       |       |        |
| Woody                          |           |      |      |                |      |      |                |      |     |                |     |      |           |      |      |       |       |        |
| <i>Acer rubrum</i>             | 0.6       | 0.3  | 0.0  | 0.0            | 0.1  | 0.1  | 0.1            | 0.1  | 0.1 | 0.1            | 0.1 | 0.1  | 0.1       | 0.0  | 0.0  |       |       |        |
| <i>Albizia julibrissin</i>     | 0.0       | 0.0  | 0.0  | 0.0            | 0.0  | 0.0  | 0.0            | 0.0  | 0.0 | 0.0            | 0.0 | 0.0  | 0.0       | 0.0  | 0.0  |       |       |        |
| <i>Aleurites fordii</i>        | 20.7      | 13.7 | 2.8  | 2.5            | 18.1 | 13.1 | 13.1           | 13.1 | 8.0 | 5.5            | 5.5 | 19.8 | 12.5      | 12.5 | 12.5 |       |       |        |
| <i>Aralia spinosa</i>          | 0.0       | 0.0  | 2.2  | 2.2            | 0.0  | 0.0  | 0.0            | 0.0  | 0.0 | 0.0            | 0.0 | 0.0  | 0.0       | 0.0  | 0.0  |       |       |        |
| <i>Baccharis halimifolia</i>   | 5.5       | 5.1  | 64.9 | 37.9           | 3.6  | 2.8  | 2.8            | 2.8  | 9.0 | 8.5            | 8.5 | 13.1 | 12.8      | 12.8 | 12.8 |       |       |        |
| <i>Calliocalyx americana</i>   | 45.5      | 29.2 | 41.6 | 26.3           | 5.0  | 3.9  | 3.9            | 3.9  | 9.3 | 6.0            | 6.0 | 0.5  | 0.2       | 0.2  | 0.2  | 0.892 | 0.316 |        |
| <i>Carya tomentosa</i>         | 0.0       | 0.0  | 0.1  | 0.1            | 0.0  | 0.0  | 0.0            | 0.0  | 0.0 | 0.0            | 0.0 | 0.0  | 0.0       | 0.0  | 0.0  |       |       |        |
| <i>Ceanothus americanus</i>    | 0.0       | 0.0  | 0.0  | 0.0            | 0.0  | 0.0  | 0.0            | 0.0  | 0.0 | 0.0            | 0.0 | 0.0  | 0.0       | 0.0  | 0.0  |       |       |        |
| <i>Coryza canadensis</i>       | 0.0       | 0.0  | 4.9  | 4.6            | 4.1  | 3.7  | 3.7            | 3.7  | 0.0 | 0.0            | 0.0 | 2.6  | 2.6       | 2.6  | 2.6  |       |       |        |
| <i>Cornus florida</i>          | 0.0       | 0.0  | 0.1  | 0.1            | 0.0  | 0.0  | 0.0            | 0.0  | 0.0 | 0.0            | 0.0 | 0.0  | 0.0       | 0.0  | 0.0  |       |       |        |
| <i>Crataegus aestivalis</i>    | 0.0       | 0.0  | 3.3  | 3.2            | 0.2  | 0.2  | 0.2            | 0.2  | 0.0 | 0.0            | 0.0 | 0.0  | 0.0       | 0.0  | 0.0  |       |       |        |
| <i>Diospyros virginiana</i>    | 40.7      | 26.9 | 0.0  | 0.0            | 8.6  | 6.3  | 6.3            | 6.3  | 6.5 | 6.1            | 6.1 | 0.2  | 0.1       | 0.1  | 0.1  |       |       |        |
| <i>Hypericum drummondii</i>    | 0.0       | 0.0  | 2.8  | 2.8            | 0.0  | 0.0  | 0.0            | 0.0  | 0.0 | 0.0            | 0.0 | 0.0  | 0.0       | 0.0  | 0.0  |       |       |        |
| <i>Hypericum gentianoides</i>  | 2.3       | 2.2  | 1.9  | 1.9            | 3.1  | 2.1  | 2.1            | 2.1  | 0.0 | 0.0            | 0.0 | <0.1 | <0.1      | <0.1 | <0.1 |       |       |        |
| <i>Hypericum hypericoides</i>  | 3.6       | 3.2  | 3.3  | 2.8            | 0.9  | 0.3  | 0.3            | 0.3  | 1.0 | 0.3            | 0.3 | 5.7  | 3.5       | 3.5  | 3.5  | 0.064 | 0.293 |        |
| <i>Hypericum stragalum</i>     | 0.3       | 0.2  | 0.0  | 0.0            | 0.5  | 0.2  | 0.2            | 0.2  | 8.3 | 4.9            | 4.9 | 0.6  | 0.2       | 0.2  | 0.2  |       |       |        |
| <i>Ilex glabra</i>             | 42.0      | 41.9 | 0.1  | 0.1            | 0.0  | 0.0  | 0.0            | 0.0  | 0.0 | 0.0            | 0.0 | 0.0  | 0.0       | 0.0  | 0.0  |       |       |        |
| <i>Ilex opaca</i>              | 0.0       | 0.0  | 0.0  | 0.0            | 0.0  | 0.0  | 0.0            | 0.0  | 0.0 | 0.0            | 0.0 | 0.1  | 0.1       | 0.1  | 0.1  |       |       |        |
| <i>Ilex vomitoria</i>          | 7.6       | 7.3  | 5.1  | 4.5            | 0.0  | 0.0  | 0.0            | 0.0  | 0.2 | 0.2            | 0.2 | 0.3  | 0.2       | 0.2  | 0.2  |       |       |        |
| <i>Ligustrum sinense</i>       | 3.0       | 3.0  | 0.0  | 0.0            | 0.0  | 0.0  | 0.0            | 0.0  | 0.0 | 0.0            | 0.0 | 0.0  | 0.0       | 0.0  | 0.0  |       |       |        |
| <i>Liquidambar styraciflua</i> | 10.7      | 10.4 | <0.1 | <0.1           | 0.0  | 0.0  | 0.0            | 0.0  | 0.0 | 0.0            | 0.0 | <0.1 | <0.1      | <0.1 | <0.1 |       |       |        |
| <i>Magnolia virginiana</i>     | 0.0       | 0.0  | 0.0  | 0.0            | 0.0  | 0.0  | 0.0            | 0.0  | 0.0 | 0.0            | 0.0 | 0.0  | 0.0       | 0.0  | 0.0  |       |       |        |
| <i>Myrica cerifera</i>         | 24.1      | 18.1 | 4.1  | 4.1            | 6.3  | 4.4  | 4.4            | 4.4  | 0.0 | 0.0            | 0.0 | 0.0  | 0.0       | 0.0  | 0.0  |       |       |        |

Table C.7. Continued.

| Species                         | Treatment |      |  |                |      |  |                |     |  |                |      |  | P-value   |     |  |    |     |        |
|---------------------------------|-----------|------|--|----------------|------|--|----------------|-----|--|----------------|------|--|-----------|-----|--|----|-----|--------|
|                                 | 1         |      |  | 2 <sup>b</sup> |      |  | 3 <sup>c</sup> |     |  | 4 <sup>d</sup> |      |  | 5         |     |  | Yr | Trt | Yr*Trt |
|                                 | $\bar{x}$ | SE   |  | $\bar{x}$      | SE   |  | $\bar{x}$      | SE  |  | $\bar{x}$      | SE   |  | $\bar{x}$ | SE  |  |    |     |        |
| <i>Prunus angustifolia</i>      | 0.0       | 0.0  |  | 0.0            | 0.0  |  | 0.0            | 0.0 |  | 0.0            | 0.0  |  | 0.0       | 0.0 |  |    |     |        |
| <i>Prunus serotina</i>          | 34.5      | 34.5 |  | <0.1           | <0.1 |  | 0.0            | 0.0 |  | 0.0            | 0.0  |  | 0.0       | 0.0 |  |    |     |        |
| <i>Quercus falcata</i>          | 0.1       | 0.1  |  | 0.0            | 0.0  |  | 0.0            | 0.0 |  | 0.2            | 0.2  |  | 0.0       | 0.0 |  |    |     |        |
| <i>Quercus marilandica</i>      | 0.0       | 0.0  |  | 8.2            | 8.0  |  | 0.0            | 0.0 |  | 0.0            | 0.0  |  | 0.0       | 0.1 |  |    |     |        |
| <i>Quercus nigra</i>            | 0.1       | 0.1  |  | 0.1            | 0.1  |  | 0.0            | 0.0 |  | 0.0            | 0.0  |  | 0.0       | 0.0 |  |    |     |        |
| <i>Rhus copallina</i>           | 32.8      | 14.7 |  | 0.0            | 0.0  |  | 0.0            | 0.0 |  | 0.0            | 0.0  |  | 0.0       | 0.0 |  |    |     |        |
| <i>Salix nigra</i>              | 0.1       | 0.1  |  | 0.0            | 0.0  |  | 5.1            | 5.0 |  | 0.0            | 0.0  |  | 0.0       | 0.0 |  |    |     |        |
| <i>Sambucus canadensis</i>      | 0.0       | 0.0  |  | 0.0            | 0.0  |  | 0.0            | 0.0 |  | 0.0            | 0.0  |  | 0.0       | 0.0 |  |    |     |        |
| <i>Sassafras albidum</i>        | 0.0       | 0.0  |  | 3.4            | 3.4  |  | 0.0            | 0.0 |  | 0.0            | 0.0  |  | 0.0       | 0.0 |  |    |     |        |
| <i>Vaccinium arboreum</i>       | 0.4       | 0.2  |  | 0.0            | 0.0  |  | 0.1            | 0.1 |  | 0.0            | 0.0  |  | 0.0       | 0.1 |  |    |     |        |
| <i>Vaccinium darrowii</i>       | 2.3       | 2.1  |  | 0.0            | 0.0  |  | 0.3            | 0.2 |  | 0.2            | 0.2  |  | 0.2       | 0.0 |  |    |     |        |
| <i>Vaccinium ellottii</i>       | 0.0       | 0.0  |  | 0.0            | 0.0  |  | 0.0            | 0.0 |  | 0.0            | 0.0  |  | 0.0       | 0.0 |  |    |     |        |
| 2003                            |           |      |  |                |      |  |                |     |  |                |      |  |           |     |  |    |     |        |
| Fern                            |           |      |  |                |      |  |                |     |  |                |      |  |           |     |  |    |     |        |
| <i>Osmunda regalis</i>          | 0.0       | 0.0  |  | 0.0            | 0.0  |  | 0.1            | 0.1 |  | 0.0            | 0.0  |  | 0.0       | 0.0 |  |    |     |        |
| <i>Pteridium aquilinum</i>      | 0.0       | 0.0  |  | 0.0            | 0.0  |  | 9.0            | 6.9 |  | 0.0            | 0.0  |  | 0.0       | 0.0 |  |    |     |        |
| Forb (legume)                   |           |      |  |                |      |  |                |     |  |                |      |  |           |     |  |    |     |        |
| <i>Centrosema virginianum</i>   | 0.0       | 0.0  |  | 0.0            | 0.0  |  | 0.0            | 0.0 |  | 0.0            | 0.0  |  | 0.0       | 0.0 |  |    |     |        |
| <i>Chamaecrista fasciculata</i> | 0.0       | 0.0  |  | 0.0            | 0.0  |  | 0.0            | 0.0 |  | 0.0            | 0.0  |  | 0.0       | 0.0 |  |    |     |        |
| <i>Desmodium ciliare</i>        | 0.0       | 0.0  |  | 0.0            | 0.0  |  | 0.1            | 0.1 |  | 10.8           | 10.3 |  | 6.2       | 3.9 |  |    |     |        |
| <i>Desmodium rotundifolium</i>  | 0.0       | 0.0  |  | 0.0            | 0.0  |  | 0.3            | 0.2 |  | 15.5           | 7.9  |  | 0.3       | 0.2 |  |    |     |        |
| <i>Desmodium tortuosum</i>      | 0.0       | 0.0  |  | 0.1            | 0.1  |  | 0.0            | 0.0 |  | 3.4            | 3.4  |  | 0.0       | 0.0 |  |    |     |        |
| <i>Indigofera caroliniana</i>   | 0.0       | 0.0  |  | 0.0            | 0.0  |  | 0.0            | 0.0 |  | 0.0            | 0.0  |  | 0.0       | 0.0 |  |    |     |        |
| <i>Lespedeza capitata</i>       | 2.9       | 2.9  |  | 0.2            | 0.2  |  | 5.5            | 5.5 |  | 0.0            | 0.0  |  | 0.0       | 0.0 |  |    |     |        |
| <i>Lespedeza cuneata</i>        | 0.0       | 0.0  |  | 0.0            | 0.0  |  | 0.0            | 0.0 |  | 0.0            | 0.0  |  | 0.0       | 0.0 |  |    |     |        |
| <i>Lespedeza repens</i>         | 0.7       | 0.3  |  | 8.3            | 3.9  |  | 3.3            | 2.0 |  | 6.4            | 4.3  |  | 0.2       | 0.2 |  |    |     |        |
| <i>Rhynchosia reniformis</i>    | 0.1       | 0.1  |  | 0.0            | 0.0  |  | 0.0            | 0.0 |  | 0.1            | 0.1  |  | 0.0       | 0.0 |  |    |     |        |
| <i>Stylosanthes biflora</i>     | 0.1       | 0.1  |  | 0.0            | 0.0  |  | 0.1            | 0.1 |  | 0.0            | 0.0  |  | 0.0       | 0.0 |  |    |     |        |

Table C.7. Continued.

| Species                         | Treatment |      |  |                |      |  |                |      |  |                |      |  | P-value   |      |  |       |       |       |
|---------------------------------|-----------|------|--|----------------|------|--|----------------|------|--|----------------|------|--|-----------|------|--|-------|-------|-------|
|                                 | 1         |      |  | 2 <sup>b</sup> |      |  | 3 <sup>c</sup> |      |  | 4 <sup>d</sup> |      |  | 5         |      |  | Yr    | Trt   | Y*trt |
|                                 | $\bar{x}$ | SE   |  | $\bar{x}$      | SE   |  | $\bar{x}$      | SE   |  | $\bar{x}$      | SE   |  | $\bar{x}$ | SE   |  |       |       |       |
| <i>Tephrosia virginiana</i>     | 0.1       | 0.1  |  | 0.5            | 0.3  |  | 4.9            | 4.2  |  | 0.1            | 0.1  |  | 0.3       | 0.2  |  |       |       |       |
| Forb (non-legume)               |           |      |  |                |      |  |                |      |  |                |      |  |           |      |  |       |       |       |
| <i>Acalypha gracilens</i>       | 0.6       | 0.3  |  | 0.3            | 0.2  |  | 0.1            | 0.1  |  | 2.7            | 2.2  |  | 0.9       | 0.3  |  | 0.168 | 0.414 |       |
| <i>Ambrosia artemisiifolia</i>  | 2.4       | 2.2  |  | 6.5            | 5.7  |  | 0.1            | 0.1  |  | 0.1            | 0.1  |  | 0.0       | 0.0  |  |       |       |       |
| <i>Aster adnatus</i>            | 0.2       | 0.1  |  | 1.4            | 1.3  |  | 9.0            | 9.0  |  | 0.0            | 0.0  |  | 0.0       | 0.0  |  |       |       |       |
| <i>Aster dumosus</i>            | 0.0       | 0.0  |  | 0.0            | 0.0  |  | 0.0            | 0.0  |  | 0.0            | 0.0  |  | 0.0       | 0.0  |  |       |       |       |
| <i>Aster patens</i>             | 0.0       | 0.0  |  | <0.1           | <0.1 |  | 0.0            | 0.0  |  | 0.0            | 0.0  |  | 0.0       | 0.0  |  |       |       |       |
| <i>Carduus spinosissimus</i>    | 0.0       | 0.0  |  | 0.0            | 0.0  |  | 0.0            | 0.0  |  | 0.0            | 0.0  |  | 0.0       | 0.0  |  |       |       |       |
| <i>Chnidoscolus stimulosus</i>  | 0.0       | 0.0  |  | 0.0            | 0.0  |  | 0.0            | 0.0  |  | 0.0            | 0.0  |  | 0.0       | 0.0  |  |       |       |       |
| <i>Coreopsis major</i>          | 0.0       | 0.0  |  | 0.0            | 0.0  |  | 0.0            | 0.0  |  | 0.0            | 0.0  |  | 0.0       | 0.0  |  |       |       |       |
| <i>Crotalaria sagittalis</i>    | 0.0       | 0.0  |  | 0.0            | 0.0  |  | 0.0            | 0.0  |  | 0.0            | 0.0  |  | 0.0       | 0.0  |  |       |       |       |
| <i>Croton capitatus</i>         | 0.1       | <0.1 |  | 0.1            | <0.1 |  | 8.8            | 4.1  |  | 0.4            | 0.2  |  | 0.3       | 0.1  |  |       |       |       |
| <i>Diodia teres</i>             | <0.1      | <0.1 |  | 4.7            | 4.7  |  | 0.0            | 0.0  |  | 3.3            | 2.7  |  | 0.0       | 0.0  |  |       |       |       |
| <i>Diodia virginiana</i>        | 2.7       | 2.7  |  | 0.0            | 0.0  |  | 6.6            | 4.8  |  | 13.5           | 10.2 |  | 0.1       | <0.1 |  | 0.060 | 0.286 |       |
| <i>Erechtites hieracifolia</i>  | 29.2      | 10.7 |  | 61.3           | 30.1 |  | 6.1            | 5.0  |  | 86.0           | 31.3 |  | 0.2       | <0.1 |  |       |       |       |
| <i>Erigeron strigosus</i>       | 0.0       | 0.0  |  | 0.0            | 0.0  |  | 0.0            | 0.0  |  | 0.0            | 0.0  |  | 0.0       | 0.0  |  |       |       |       |
| <i>Eupatorium album</i>         | 4.4       | 4.3  |  | 9.7            | 9.7  |  | 4.7            | 4.5  |  | 0.2            | 0.1  |  | 3.7       | 3.4  |  |       |       |       |
| <i>Eupatorium capillifolium</i> | 108.8     | 34.3 |  | 507.8          | 83.3 |  | 412.3          | 66.2 |  | 224.2          | 46.6 |  | 16.1      | 11.6 |  | 0.002 | 0.005 |       |
| <i>Eupatorium perfoliatum</i>   | 0.0       | 0.0  |  | 0.0            | 0.0  |  | 0.0            | 0.0  |  | 0.0            | 0.0  |  | 0.0       | 0.0  |  |       |       |       |
| <i>Eupatorium rotundifolium</i> | 0.0       | 0.0  |  | 0.0            | 0.0  |  | 0.0            | 0.0  |  | 0.0            | 0.0  |  | 0.0       | 0.0  |  |       |       |       |
| <i>Eupatorium semiserratum</i>  | 14.7      | 10.4 |  | 2.9            | 2.9  |  | 60.9           | 25.0 |  | 22.2           | 13.7 |  | 0.0       | 0.0  |  |       |       |       |
| <i>Eupatorium serotinum</i>     | 18.2      | 9.6  |  | 8.5            | 6.1  |  | 6.8            | 4.8  |  | 7.2            | 7.0  |  | 6.1       | 5.6  |  |       |       |       |
| <i>Euphorbia corollata</i>      | 0.2       | 0.1  |  | 0.3            | 0.2  |  | 0.3            | 0.2  |  | 0.1            | 0.1  |  | 0.6       | 0.3  |  |       |       |       |
| <i>Euthamia tenuifolia</i>      | 199.6     | 40.7 |  | 141.1          | 33.2 |  | 135.1          | 30.2 |  | 219.4          | 55.7 |  | 19.8      | 10.1 |  | 0.022 | 0.152 |       |
| <i>Galium circaeans</i>         | 0.0       | 0.0  |  | 0.0            | 0.0  |  | 0.1            | <0.1 |  | <0.1           | <0.1 |  | 0.0       | 0.0  |  |       |       |       |
| <i>Gnaphalium falcatum</i>      | 15.1      | 14.4 |  | 0.4            | 0.2  |  | 2.1            | 1.5  |  | 0.9            | 0.2  |  | 0.0       | 0.0  |  | 0.338 | 0.350 |       |
| <i>Helianthus hirsutus</i>      | 0.0       | 0.0  |  | 0.0            | 0.0  |  | 0.0            | 0.0  |  | 0.0            | 0.0  |  | 0.0       | 0.0  |  |       |       |       |
| <i>Heterotheca graminifolia</i> | 0.0       | 0.0  |  | 1.8            | 1.8  |  | 0.0            | 0.0  |  | 0.1            | <0.1 |  | 0.0       | 0.0  |  |       |       |       |

Table C.7. Continued.

| Species                         | Treatment |      |           |                |           |      |                |      |           |                |           |       | P-value   |       |           |       |           |        |       |
|---------------------------------|-----------|------|-----------|----------------|-----------|------|----------------|------|-----------|----------------|-----------|-------|-----------|-------|-----------|-------|-----------|--------|-------|
|                                 | 1         |      |           | 2 <sup>b</sup> |           |      | 3 <sup>c</sup> |      |           | 4 <sup>d</sup> |           |       | 5         |       |           | Yr    | Trt       | Yr*trt |       |
|                                 | $\bar{x}$ | SE   | $\bar{x}$ | SE             | $\bar{x}$ | SE   | $\bar{x}$      | SE   | $\bar{x}$ | SE             | $\bar{x}$ | SE    | $\bar{x}$ | SE    | $\bar{x}$ | SE    | $\bar{x}$ | SE     |       |
| <i>Lactuca canadensis</i>       | 0.3       | 0.2  | 0.0       | 0.0            | 0.1       | 0.1  | 0.3            | 0.2  | 0.0       | 0.0            | 0.0       | 0.0   | 0.0       | 0.0   | 0.0       | 0.0   | 0.0       | 0.0    | 0.0   |
| <i>Lactuca floridana</i>        | 0.0       | 0.0  | 0.0       | 0.0            | 0.0       | 0.0  | 0.0            | 0.0  | 0.0       | 0.0            | 0.0       | 0.0   | 0.0       | 0.0   | 0.0       | 0.0   | 0.0       | 0.0    | 0.0   |
| <i>Lechea patula</i>            | 0.0       | 0.0  | 0.0       | 0.0            | 0.0       | 0.0  | 0.1            | 0.1  | 0.0       | 0.0            | 0.0       | 0.0   | 0.0       | 0.0   | 0.0       | 0.0   | 0.0       | 0.0    | 0.0   |
| <i>Liatris squarrosa</i>        | 0.0       | 0.0  | 0.0       | 0.0            | 0.0       | 0.0  | 0.0            | 0.0  | 0.0       | 0.0            | 0.0       | 0.0   | 0.0       | 0.0   | 0.0       | 0.0   | 0.0       | 0.0    | 0.0   |
| <i>Linum medium</i>             | 0.0       | 0.0  | 0.0       | 0.0            | 0.0       | 0.0  | 0.0            | 0.0  | 0.0       | 0.0            | 0.0       | 0.0   | 0.0       | 0.0   | 0.0       | 0.0   | 0.0       | 0.0    | 0.0   |
| <i>Ludwigia glandulosa</i>      | 2.6       | 2.6  | 0.0       | 0.0            | 0.0       | 0.0  | 13.4           | 9.4  | 0.0       | 0.0            | 0.0       | 0.0   | 0.0       | 0.0   | 0.0       | 0.0   | 0.0       | 0.0    | 0.0   |
| <i>Mecardonia acuminata</i>     | 3.8       | 3.6  | 2.5       | 2.3            | 37.1      | 26.4 | 23.2           | 13.7 | 0.2       | 0.2            | 0.2       | 0.2   | 0.2       | 0.2   | 0.2       | 0.2   | 0.2       | 0.2    | 0.2   |
| <i>Mimosa quadrivalvis</i>      | 0.0       | 0.0  | 0.0       | 0.0            | 0.1       | 0.1  | 0.0            | 0.0  | 0.0       | 0.0            | 0.0       | 0.0   | 0.0       | 0.0   | 0.0       | 0.0   | 0.0       | 0.0    | 0.0   |
| <i>Oenothera biennis</i>        | 0.0       | 0.0  | 0.4       | 0.2            | 0.0       | 0.0  | 0.0            | 0.0  | 0.0       | 0.0            | 0.0       | 0.0   | 0.0       | 0.0   | 0.0       | 0.0   | 0.0       | 0.0    | 0.0   |
| <i>Oxalis dillenii</i>          | 0.0       | 0.0  | 0.0       | 0.0            | 0.0       | 0.0  | 0.0            | 0.0  | 0.0       | 0.0            | 0.0       | 0.0   | 0.0       | 0.0   | 0.0       | 0.0   | 0.0       | 0.0    | 0.0   |
| <i>Oxalis stricta</i>           | 0.2       | 0.2  | 0.5       | 0.2            | 0.0       | 0.0  | 0.5            | 0.2  | 0.1       | 0.1            | 0.1       | 0.1   | 0.1       | 0.1   | 0.1       | 0.1   | 0.1       | 0.1    | 0.1   |
| <i>Oxalis stricta</i>           | <0.1      | <0.1 | 17.0      | 17.0           | 32.5      | 27.5 | 0.1            | <0.1 | <0.1      | <0.1           | <0.1      | <0.1  | <0.1      | <0.1  | <0.1      | <0.1  | <0.1      | <0.1   | <0.1  |
| <i>Phytolacca americana</i>     | 0.1       | <0.1 | 0.1       | <0.1           | 0.0       | 0.0  | <0.1           | <0.1 | <0.1      | <0.1           | <0.1      | <0.1  | <0.1      | <0.1  | <0.1      | <0.1  | <0.1      | <0.1   | <0.1  |
| <i>Plantago virginica</i>       | 0.0       | 0.0  | 0.0       | 0.0            | 0.0       | 0.0  | 0.0            | 0.0  | 0.0       | 0.0            | 0.0       | 0.0   | 0.0       | 0.0   | 0.0       | 0.0   | 0.0       | 0.0    | 0.0   |
| <i>Pluchea foetida</i>          | 0.1       | <0.1 | 3.5       | 2.6            | 0.4       | 0.2  | 1.5            | 1.2  | 0.0       | 0.0            | 0.0       | 0.0   | 0.0       | 0.0   | 0.0       | 0.0   | 0.0       | 0.0    | 0.0   |
| <i>Polygala nana</i>            | 40.1      | 12.3 | 43.0      | 13.7           | 92.0      | 18.5 | 152.1          | 28.4 | 133.1     | 29.5           | 0.005     | 0.063 | 0.005     | 0.063 | 0.005     | 0.063 | 0.005     | 0.063  | 0.063 |
| <i>Polyppremum procumbens</i>   | 0.1       | 0.1  | 0.0       | 0.0            | 0.0       | 0.0  | 0.1            | 0.1  | 0.0       | 0.0            | 0.0       | 0.0   | 0.0       | 0.0   | 0.0       | 0.0   | 0.0       | 0.0    | 0.0   |
| <i>Ptilimum capillaceum</i>     | 0.0       | 0.0  | 0.0       | 0.0            | 0.0       | 0.0  | <0.1           | <0.1 | <0.1      | <0.1           | <0.1      | <0.1  | <0.1      | <0.1  | <0.1      | <0.1  | <0.1      | <0.1   | <0.1  |
| <i>Pycnanthemum incanum</i>     | 4.6       | 4.5  | 0.0       | 0.0            | 0.0       | 0.0  | 0.0            | 0.0  | 0.0       | 0.0            | 0.0       | 0.0   | 0.0       | 0.0   | 0.0       | 0.0   | 0.0       | 0.0    | 0.0   |
| <i>Pyrrhopappus carolinanus</i> | 0.1       | 0.1  | 2.5       | 2.5            | 0.0       | 0.0  | 3.8            | 3.8  | 0.0       | 0.0            | 0.0       | 0.0   | 0.0       | 0.0   | 0.0       | 0.0   | 0.0       | 0.0    | 0.0   |
| <i>Rhexia alifanus</i>          | 0.0       | 0.0  | 0.0       | 0.0            | 0.1       | 0.1  | 0.0            | 0.0  | 0.0       | 0.0            | 0.0       | 0.0   | 0.0       | 0.0   | 0.0       | 0.0   | 0.0       | 0.0    | 0.0   |
| <i>Rhexia mariana</i>           | 0.0       | 0.0  | 0.0       | 0.0            | 0.0       | 0.0  | 0.0            | 0.0  | 0.0       | 0.0            | 0.0       | 0.0   | 0.0       | 0.0   | 0.0       | 0.0   | 0.0       | 0.0    | 0.0   |
| <i>Rhexia virginica</i>         | 0.0       | 0.0  | 0.0       | 0.0            | 0.0       | 0.0  | 0.0            | 0.0  | 0.0       | 0.0            | 0.0       | 0.0   | 0.0       | 0.0   | 0.0       | 0.0   | 0.0       | 0.0    | 0.0   |
| <i>Rudbeckia hirta</i>          | 0.0       | 0.0  | 0.0       | 0.0            | 0.0       | 0.0  | 0.0            | 0.0  | 0.0       | 0.0            | 0.0       | 0.0   | 0.0       | 0.0   | 0.0       | 0.0   | 0.0       | 0.0    | 0.0   |
| <i>Sabatia campestris</i>       | 0.0       | 0.0  | 0.0       | 0.0            | 0.0       | 0.0  | 0.0            | 0.0  | 0.0       | 0.0            | 0.0       | 0.0   | 0.0       | 0.0   | 0.0       | 0.0   | 0.0       | 0.0    | 0.0   |
| <i>Scutellaria integrifolia</i> | 0.0       | 0.0  | 0.0       | 0.0            | 0.1       | 0.1  | 0.0            | 0.0  | 0.0       | 0.0            | 0.0       | 0.0   | 0.0       | 0.0   | 0.0       | 0.0   | 0.0       | 0.0    | 0.0   |
| <i>Solanum americanum</i>       | 0.0       | 0.0  | 0.0       | 0.0            | 0.0       | 0.0  | 0.0            | 0.0  | 0.0       | 0.0            | 0.0       | 0.0   | 0.0       | 0.0   | 0.0       | 0.0   | 0.0       | 0.0    | 0.0   |
| <i>Solanum carolinense</i>      | 0.4       | 0.2  | 0.0       | 0.0            | 0.0       | 0.0  | 0.0            | 0.0  | 0.0       | 0.0            | 0.0       | 0.0   | 0.0       | 0.0   | 0.0       | 0.0   | 0.0       | 0.0    | 0.0   |
| <i>Solidago canadensis</i>      | 39.2      | 31.6 | 10.7      | 7.4            | 73.6      | 25.8 | 93.5           | 27.8 | 29.8      | 15.1           | 0.004     | 0.052 | 0.004     | 0.052 | 0.004     | 0.052 | 0.004     | 0.052  | 0.052 |

Table C.7. Continued.

| Species                           | Treatment |      |                |      |                |      |                |      |           |      | P-value |       |        |
|-----------------------------------|-----------|------|----------------|------|----------------|------|----------------|------|-----------|------|---------|-------|--------|
|                                   | 1         |      | 2 <sup>b</sup> |      | 3 <sup>c</sup> |      | 4 <sup>d</sup> |      | 5         |      | Yr      | Trt   | Yr*trt |
|                                   | $\bar{x}$ | SE   | $\bar{x}$      | SE   | $\bar{x}$      | SE   | $\bar{x}$      | SE   | $\bar{x}$ | SE   |         |       |        |
| <i>Solidago gigantea</i>          | 3.9       | 3.9  | 13.0           | 9.6  | 22.3           | 19.1 | 0.0            | 0.0  | 0.0       | 0.0  |         |       |        |
| <i>Tragia urticifolia</i>         | 0.0       | 0.0  | 0.0            | 0.0  | 0.0            | 0.0  | 0.0            | 0.0  | 0.0       | 0.0  |         |       |        |
| <i>Viola lanceolata</i>           | 0.0       | 0.0  | 0.0            | 0.0  | <0.1           | <0.1 | 0.0            | 0.0  | <0.1      | <0.1 |         |       |        |
| <i>Viola palmata</i>              | 0.0       | 0.0  | 0.0            | 0.0  | 0.0            | 0.0  | 6.4            | 6.4  | <0.1      | <0.1 |         |       |        |
| <i>Wahlenbergia marginata</i>     | <0.1      | <0.1 | 5.3            | 5.3  | 0.0            | 0.0  | 18.8           | 8.6  | <0.1      | <0.1 |         |       |        |
| Grass                             |           |      |                |      |                |      |                |      |           |      |         |       |        |
| <i>Andropogon virginicus</i>      | 286.6     | 48.3 | 183.3          | 33.9 | 132.6          | 29.9 | 85.6           | 25.0 | 214.5     | 40.6 | <0.001  | 0.202 |        |
| <i>Aristida spp.</i>              | 0.0       | 0.0  | 32.4           | 16.1 | 54.2           | 45.4 | 41.5           | 23.8 | 44.1      | 22.3 | 0.648   | 0.257 |        |
| <i>Chasmanthium sessiliflorum</i> | 12.4      | 7.3  | <0.1           | <0.1 | 8.9            | 6.3  | 0.0            | 0.0  | <0.1      | <0.1 |         |       |        |
| <i>Dicanthelium aciculare</i>     | 4.0       | 4.0  | <0.1           | <0.1 | 33.0           | 11.2 | 9.2            | 9.0  | 0.1       | <0.1 |         |       |        |
| <i>Dicanthelium acuminatum</i>    | 83.3      | 25.2 | 109.2          | 24.5 | 175.9          | 31.8 | 86.1           | 23.3 | 2.7       | 2.3  | 0.003   | 0.011 |        |
| <i>Dicanthelium commutatum</i>    | 1.9       | 1.8  | <0.1           | <0.1 | 6.0            | 3.2  | 21.7           | 11.4 | 0.5       | 0.2  |         |       |        |
| <i>Dicanthelium ovale</i>         | 0.0       | 0.0  | 0.0            | 0.0  | 0.0            | 0.0  | 3.3            | 3.3  | 0.0       | 0.0  |         |       |        |
| <i>Dicanthelium scoparium</i>     | 15.9      | 9.7  | 38.7           | 21.2 | 4.5            | 4.4  | <0.1           | <0.1 | <0.1      | <0.1 | 0.022   | 0.002 |        |
| <i>Dicanthelium sphaerocarpon</i> | 0.0       | 0.0  | 0.0            | 0.0  | 0.0            | 0.0  | 12.9           | 10.0 | 0.0       | 0.0  |         |       |        |
| <i>Digitaria ciliaris</i>         | 48.9      | 17.5 | 0.0            | 0.0  | 17.3           | 10.6 | 17.5           | 17.5 | 18.8      | 11.3 |         |       |        |
| <i>Imperata cylindrica</i>        | 0.0       | 0.0  | 23.7           | 23.7 | 0.0            | 0.0  | 0.0            | 0.0  | 0.0       | 0.0  |         |       |        |
| <i>Paspalum setaceum</i>          | 0.0       | 0.0  | 0.0            | 0.0  | 0.0            | 0.0  | 0.0            | 0.0  | 0.0       | 0.0  |         |       |        |
| <i>Setaria pumilia</i>            | 0.0       | 0.0  | 0.0            | 0.0  | 0.0            | 0.0  | 0.0            | 0.0  | 0.0       | 0.0  |         |       |        |
| Grasslike                         |           |      |                |      |                |      |                |      |           |      |         |       |        |
| <i>Carex albolutescens</i>        | 0.0       | 0.0  | 2.0            | 2.0  | 0.0            | 0.0  | 0.1            | <0.1 | 0.0       | 0.0  |         |       |        |
| <i>Cyperus ovularis</i>           | 0.0       | 0.0  | 0.0            | 0.0  | 0.0            | 0.0  | 0.0            | 0.0  | 0.0       | 0.0  |         |       |        |
| <i>Juncus marginatus</i>          | <0.1      | <0.1 | 7.7            | 7.6  | 15.6           | 10.0 | 51.6           | 16.8 | 0.4       | 0.2  |         |       |        |
| <i>Juncus polycephalus</i>        | 0.0       | 0.0  | 2.8            | 2.8  | 0.0            | 0.0  | 13.4           | 5.7  | <0.1      | <0.1 |         |       |        |
| <i>Juncus tenuis</i>              | 0.3       | 0.2  | 8.7            | 8.5  | 103.0          | 51.3 | 56.7           | 19.4 | 0.0       | 0.0  | 0.564   | 0.265 |        |
| <i>Rhynchospora inexpectata</i>   | 71.1      | 33.5 | 202.2          | 63.2 | 63.6           | 26.9 | 80.3           | 31.6 | 3.4       | 3.4  | 0.008   | 0.122 |        |
| <i>Scirpus cyperinus</i>          | 8.6       | 8.6  | 0.0            | 0.0  | 0.0            | 0.0  | 0.0            | 0.0  | 0.0       | 0.0  |         |       |        |

Table C.7. Continued.

| Species                            | Treatment |      |       |                |       |      |                |      |      |                |      |      | P-value   |      |       |       |     |        |
|------------------------------------|-----------|------|-------|----------------|-------|------|----------------|------|------|----------------|------|------|-----------|------|-------|-------|-----|--------|
|                                    | 1         |      |       | 2 <sup>b</sup> |       |      | 3 <sup>c</sup> |      |      | 4 <sup>d</sup> |      |      | 5         |      |       | Yr    | Trt | Yr*trt |
|                                    | $\bar{x}$ | SE   |       | $\bar{x}$      | SE    |      | $\bar{x}$      | SE   |      | $\bar{x}$      | SE   |      | $\bar{x}$ | SE   |       |       |     |        |
| Vine                               |           |      |       |                |       |      |                |      |      |                |      |      |           |      |       |       |     |        |
| <i>Berchemia scandens</i>          | 0.3       | 0.2  | 0.0   | 0.0            | 0.0   | 0.0  | 0.1            | 0.1  | 0.0  | 0.1            | 0.0  | 0.0  | 0.0       | 0.0  |       |       |     |        |
| <i>Campsis radicans</i>            | 46.8      | 17.1 | 0.0   | 0.0            | 10.7  | 10.7 | <0.1           | <0.1 | <0.1 | <0.1           | <0.1 | <0.1 | 0.0       | 0.0  |       |       |     |        |
| <i>Gelsemium sepervirens</i>       | 13.8      | 9.7  | 0.1   | <0.1           | <0.1  | <0.1 | 4.3            | 3.8  | 0.0  | 0.0            | 0.0  | 0.0  | 0.3       | 0.1  |       |       |     |        |
| <i>Lonicera japonica</i>           | 6.6       | 6.4  | 0.0   | 0.0            | 0.0   | 0.0  | 0.0            | 0.0  | 0.0  | 0.0            | 0.0  | 0.0  | 3.6       | 3.6  |       |       |     |        |
| <i>Mikiana scandens</i>            | 0.0       | 0.0  | 0.0   | 0.0            | 0.2   | 0.2  | 0.3            | 0.2  | 0.0  | 0.0            | 0.0  | 0.0  | 0.0       | 0.0  |       |       |     |        |
| <i>Parthenocissus quinquefolia</i> | 0.2       | 0.1  | <0.1  | <0.1           | <0.1  | <0.1 | <0.1           | <0.1 | <0.1 | <0.1           | <0.1 | <0.1 | 0.0       | 0.0  |       |       |     |        |
| <i>Rubus argutus</i>               | 291.2     | 73.2 | 90.2  | 34.4           | 65.8  | 28.2 | 60.4           | 25.0 | 0.3  | 0.2            | 0.0  | 0.0  | 0.3       | 0.2  | 0.290 | 0.051 |     |        |
| <i>Rubus flagellaris</i>           | 104.5     | 39.6 | 42.5  | 28.0           | 23.6  | 23.5 | 6.4            | 6.4  | 0.0  | 0.0            | 0.0  | 0.0  | 0.0       | 0.0  |       |       |     |        |
| <i>Rubus trivialis</i>             | 244.9     | 42.3 | 208.9 | 49.0           | 314.8 | 55.2 | 154.7          | 24.9 | 9.3  | 8.4            | 0.0  | 0.0  | 0.0       | 0.0  | 0.003 | 0.063 |     |        |
| <i>Smilax bona-nox</i>             | 0.1       | 0.1  | 0.0   | 0.0            | 0.0   | 0.0  | 0.0            | 0.0  | 0.0  | 0.0            | 0.0  | 0.0  | 0.0       | 0.0  |       |       |     |        |
| <i>Smilax glauca</i>               | 0.4       | 0.2  | 0.0   | 0.0            | 34.0  | 22.1 | 20.0           | 12.3 | 0.1  | 0.1            | 0.0  | 0.0  | 0.0       | 0.0  |       |       |     |        |
| <i>Smilax rotundifolia</i>         | 0.0       | 0.0  | 0.1   | 0.1            | 0.0   | 0.0  | 0.0            | 0.0  | 0.0  | 0.0            | 0.0  | 0.0  | 0.0       | 0.0  |       |       |     |        |
| <i>Toxicodendron radicans</i>      | 50.6      | 15.6 | 0.0   | 0.0            | 0.0   | 0.0  | 0.1            | 0.1  | 0.0  | 0.0            | 0.0  | 0.0  | 0.0       | 0.0  |       |       |     |        |
| <i>Vitis aestivalis</i>            | 0.0       | 0.0  | 6.4   | 6.4            | 0.0   | 0.0  | 0.0            | 0.0  | 0.0  | 0.0            | 0.0  | 0.0  | 0.0       | 0.0  |       |       |     |        |
| <i>Vitis rotundifolia</i>          | 159.0     | 44.1 | 0.2   | 0.1            | 0.1   | 0.1  | 0.0            | 0.0  | 0.1  | 0.1            | 0.0  | 0.0  | 0.1       | 0.1  |       |       |     |        |
| Woody                              |           |      |       |                |       |      |                |      |      |                |      |      |           |      |       |       |     |        |
| <i>Acer rubrum</i>                 | 24.9      | 24.7 | 0.0   | 0.0            | 0.0   | 0.0  | 4.4            | 4.4  | 0.0  | 0.0            | 0.0  | 0.0  | 0.0       | 0.0  |       |       |     |        |
| <i>Albizia julibrissin</i>         | 0.2       | 0.2  | 0.0   | 0.0            | 2.2   | 2.0  | 26.2           | 17.2 | 0.5  | 0.2            | 0.0  | 0.0  | 0.5       | 0.2  |       |       |     |        |
| <i>Aleurites fordii</i>            | 20.3      | 20.2 | 3.0   | 3.0            | 4.8   | 4.4  | 10.9           | 10.8 | 5.4  | 5.4            | 0.0  | 0.0  | 5.4       | 5.4  |       |       |     |        |
| <i>Aralia spinosa</i>              | 0.0       | 0.0  | 0.0   | 0.0            | 0.0   | 0.0  | 0.0            | 0.0  | 0.0  | 0.0            | 0.0  | 0.0  | 0.0       | 0.0  |       |       |     |        |
| <i>Baccharis halimifolia</i>       | 20.8      | 10.4 | 22.5  | 16.9           | 13.0  | 9.2  | 17.2           | 17.1 | 26.2 | 19.6           | 0.0  | 0.0  | 26.2      | 19.6 |       |       |     |        |
| <i>Callicarpa americana</i>        | 6.1       | 6.0  | 70.1  | 34.1           | 163.2 | 81.7 | 95.7           | 36.8 | 81.0 | 36.3           | 0.0  | 0.0  | 81.0      | 36.3 | 0.033 | 0.892 |     |        |
| <i>Carya tomentosa</i>             | 0.0       | 0.0  | 0.0   | 0.0            | 0.0   | 0.0  | 0.1            | 0.1  | 0.0  | 0.0            | 0.0  | 0.0  | 0.0       | 0.0  |       |       |     |        |
| <i>Ceanothus americanus</i>        | 0.0       | 0.0  | 0.0   | 0.0            | 0.0   | 0.0  | 7.1            | 5.0  | 0.0  | 0.0            | 0.0  | 0.0  | 0.0       | 0.0  |       |       |     |        |
| <i>Conyza canadensis</i>           | 3.2       | 3.2  | 0.3   | 0.2            | 0.3   | 0.2  | 0.0            | 0.0  | 0.1  | 0.1            | 0.0  | 0.0  | 0.1       | 0.1  |       |       |     |        |
| <i>Cornus florida</i>              | 0.0       | 0.0  | 0.0   | 0.0            | 0.0   | 0.0  | 0.0            | 0.0  | 0.0  | 0.0            | 0.0  | 0.0  | 0.0       | 0.0  |       |       |     |        |
| <i>Crataegus aestivalis</i>        | 0.0       | 0.0  | 4.3   | 4.3            | 0.0   | 0.0  | 0.0            | 0.0  | 0.0  | 0.0            | 0.0  | 0.0  | 0.0       | 0.0  |       |       |     |        |

Table C.7. Continued.

| Species                        | Treatment |      |                |      |                |      |                |      |           |      | P-value |       |        |
|--------------------------------|-----------|------|----------------|------|----------------|------|----------------|------|-----------|------|---------|-------|--------|
|                                | 1         |      | 2 <sup>b</sup> |      | 3 <sup>c</sup> |      | 4 <sup>d</sup> |      | 5         |      | Yr      | Trt   | Yr*trt |
|                                | $\bar{x}$ | SE   | $\bar{x}$      | SE   | $\bar{x}$      | SE   | $\bar{x}$      | SE   | $\bar{x}$ | SE   |         |       |        |
| <i>Diospyros virginiana</i>    | 54.4      | 27.7 | 12.6           | 7.6  | 6.7            | 6.5  | 30.5           | 26.3 | 0.2       | 0.1  |         |       |        |
| <i>Hypericum drummondii</i>    | 0.0       | 0.0  | 0.0            | 0.0  | 0.0            | 0.0  | 0.0            | 0.0  | 0.0       | 0.0  |         |       |        |
| <i>Hypericum gentianoides</i>  | 0.2       | 0.1  | 0.0            | 0.0  | 0.0            | 0.0  | 5.1            | 3.8  | 0.1       | 0.1  |         |       |        |
| <i>Hypericum hypericoides</i>  | 8.4       | 5.2  | 5.0            | 4.5  | 67.1           | 28.8 | 20.8           | 12.7 | 43.8      | 23.0 | 0.019   | 0.064 |        |
| <i>Hypericum stragalum</i>     | 0.0       | 0.0  | 0.0            | 0.0  | 0.0            | 0.0  | 0.0            | 0.0  | 0.0       | 0.0  |         |       |        |
| <i>Ilex glabra</i>             | 0.1       | 0.1  | 0.0            | 0.0  | 0.0            | 0.0  | 0.0            | 0.0  | 0.0       | 0.0  |         |       |        |
| <i>Ilex opaca</i>              | 0.0       | 0.0  | 0.0            | 0.0  | 0.0            | 0.0  | 0.0            | 0.0  | 0.0       | 0.0  |         |       |        |
| <i>Ilex vomitoria</i>          | 5.9       | 5.2  | 22.9           | 10.3 | 0.0            | 0.0  | 19.5           | 15.1 | 0.2       | 0.2  |         |       |        |
| <i>Ligustrum sinense</i>       | 0.0       | 0.0  | 0.0            | 0.0  | 0.0            | 0.0  | 0.0            | 0.0  | 0.0       | 0.0  |         |       |        |
| <i>Liquidambar styraciflua</i> | 19.6      | 14.8 | <0.1           | <0.1 | 28.9           | 28.9 | 0.0            | 0.0  | <0.1      | <0.1 |         |       |        |
| <i>Magnolia virginiana</i>     | 8.3       | 8.3  | 0.0            | 0.0  | 0.0            | 0.0  | 0.0            | 0.0  | 0.0       | 0.0  |         |       |        |
| <i>Myrica cerifera</i>         | 13.9      | 8.5  | 0.2            | 0.2  | 0.0            | 0.0  | 0.2            | 0.2  | 0.0       | 0.0  |         |       |        |
| <i>Prunus angustifolia</i>     | 0.0       | 0.0  | 13.3           | 10.5 | 8.9            | 8.6  | 0.0            | 0.0  | 0.0       | 0.0  |         |       |        |
| <i>Prunus serotina</i>         | 0.0       | 0.0  | 0.0            | 0.0  | 0.0            | 0.0  | 0.0            | 0.0  | 0.0       | 0.0  |         |       |        |
| <i>Quercus falcata</i>         | 0.1       | 0.1  | 0.0            | 0.0  | 0.0            | 0.0  | 0.0            | 0.0  | 0.1       | 0.1  |         |       |        |
| <i>Quercus marilandica</i>     | 0.0       | 0.0  | 6.4            | 6.4  | 0.2            | 0.1  | 0.0            | 0.0  | 0.0       | 0.0  |         |       |        |
| <i>Quercus nigra</i>           | 0.0       | 0.0  | 0.0            | 0.0  | 0.0            | 0.0  | 0.0            | 0.0  | 0.0       | 0.0  |         |       |        |
| <i>Rhus copallina</i>          | 58.2      | 23.0 | 0.0            | 0.0  | 0.0            | 0.0  | 0.1            | 0.1  | 0.0       | 0.0  |         |       |        |
| <i>Salix nigra</i>             | 0.1       | 0.1  | 0.0            | 0.0  | 0.0            | 0.0  | 0.0            | 0.0  | 0.0       | 0.0  |         |       |        |
| <i>Sambucus canadensis</i>     | 15.6      | 15.6 | 0.0            | 0.0  | 0.0            | 0.0  | 0.0            | 0.0  | 0.0       | 0.0  |         |       |        |
| <i>Sassafras albidum</i>       | 0.0       | 0.0  | <0.1           | <0.1 | 0.0            | 0.0  | <0.1           | <0.1 | 0.0       | 0.0  |         |       |        |
| <i>Vaccinium arboreum</i>      | 38.9      | 38.6 | 0.0            | 0.0  | 7.9            | 5.5  | 10.1           | 6.9  | 0.0       | 0.0  |         |       |        |
| <i>Vaccinium darrowii</i>      | 0.2       | 0.2  | 0.0            | 0.0  | 4.8            | 4.7  | 0.0            | 0.0  | 0.2       | 0.2  |         |       |        |
| <i>Vaccinium ellottii</i>      | 0.0       | 0.0  | 4.7            | 4.7  | 0.0            | 0.0  | 0.0            | 0.0  | 0.0       | 0.0  |         |       |        |

<sup>a</sup> Actual means presented; analyses conducted on square-root transformed data; means within rows followed by same letter do not differ ( $P > 0.05$ ).

<sup>b</sup> Within-treatment year effect ( $P < 0.05$ ): *Erechtites hieracifolia*, *Eupatorium capillifolium*.

<sup>c</sup> Within-treatment year effect ( $P < 0.05$ ): *Erechtites hieracifolia*, *Eupatorium capillifolium*.

<sup>d</sup> Within-treatment year effect ( $P < 0.01$ ): *Eupatorium capillifolium*.



Table C.8. White-tailed deer annual preference rating<sup>a</sup>, crude protein (%), and in vitro digestibility (%) by species<sup>b</sup> for 5 pine plantation management regimes varying from low (1) to high (5) intensity at year 2 post-treatment (July 2003) in the Mississippi Lower Coastal Plain.

| Species                           | Rating | Crude protein |     | Digestibility |     |
|-----------------------------------|--------|---------------|-----|---------------|-----|
|                                   |        | $\bar{x}$     | SE  | $\bar{x}$     | SE  |
| <i>Albizia julibrissin</i>        | 1      | 13.4          |     | 33.0          |     |
| <i>Aleurites fordii</i>           | 1      | 7.9           | 0.4 | 54.3          | 0.9 |
| <i>Ambrosia artemisiifolia</i>    | 4      | 14.3          | 0.2 | 67.6          | 1.4 |
| <i>Andropogon virginicus</i>      | 1      | 4.5           | 0.2 | 27.0          | 1.7 |
| <i>Aristida spp.</i>              | 1      | 3.2           | 0.2 | 30.2          | 3.4 |
| <i>Aster adnatus</i>              | 3      | 5.1           |     | 27.7          |     |
| <i>Baccharis halimifolia</i>      | 3      | 7.3           | 0.0 | 47.0          | 1.2 |
| <i>Callicarpa americana</i>       | 4      | 7.3           | 0.7 | 43.6          | 2.5 |
| <i>Campsis radicans</i>           | 4      | 8.0           | 0.6 | 37.5          | 7.8 |
| <i>Chasmanthium sessiliflorum</i> | 3      | 3.6           |     | 32.2          |     |
| <i>Crotalaria sagittalis</i>      | 2      | 13.5          |     | 50.6          |     |
| <i>Croton capitatus</i>           | 2      | 9.7           |     | 21.5          |     |
| <i>Desmodium ciliare</i>          | 4      | 12.7          |     | 29.4          |     |
| <i>Desmodium rotundifolium</i>    | 1      | 11.5          |     | 14.4          |     |
| <i>Dicanthelium aciculare</i>     | 1      | 6.1           | 0.5 | 33.5          | 4.2 |
| <i>Dicanthelium acuminatum</i>    | 1      | 4.6           | 0.3 | 37.0          | 1.2 |
| <i>Dicanthelium commutatum</i>    | 2      | 5.0           | 0.4 | 46.2          | 2.3 |
| <i>Dicanthelium ovale</i>         | 1      | 4.7           |     | 31.7          |     |
| <i>Dicanthelium scoparium</i>     | 3      | 4.0           | 0.5 | 28.6          | 4.3 |
| <i>Dicanthelium sphaerocarpon</i> | 2      | 8.2           |     | 45.5          |     |
| <i>Digitaria ciliaris</i>         |        | 4.5           | 0.1 | 48.2          | 2.7 |
| <i>Diodia virginiana</i>          | 4      | 7.4           | 0.2 | 43.5          | 7.7 |
| <i>Diospyros virginiana</i>       | 2      | 8.1           | 1.1 | 26.9          | 2.4 |
| <i>Erechtites hieracifolia</i>    | 3      | 10.6          | 2.1 | 56.0          | 2.8 |
| <i>Eupatorium album</i>           | 3      | 8.8           |     | 54.8          |     |
| <i>Eupatorium capillifolium</i>   | 2      | 10.5          | 0.5 | 51.8          | 2.2 |
| <i>Eupatorium semiserratum</i>    | 2      | 10.6          |     | 53.6          |     |
| <i>Eupatorium serotinum</i>       | 4      | 8.0           | 0.4 | 54.8          | 3.1 |
| <i>Euthamia tenuifolia</i>        | 2      | 10.2          | 0.4 | 52.6          | 4.1 |
| <i>Gelsemium sempervirens</i>     | 2      | 6.2           | 0.1 | 73.2          | 1.3 |
| <i>Hypericum gentianoides</i>     | 4      | 3.4           |     | 21.4          |     |
| <i>Hypericum hypericoides</i>     | 4      | 6.5           | 0.0 | 24.2          | 0.6 |
| <i>Ilex vomitoria</i>             | 4      | 5.0           |     | 69.1          |     |
| <i>Imperata cylindrica</i>        | 1      | 3.4           |     | 31.6          |     |
| <i>Juncus marginatus</i>          | 1      | 4.9           |     | 25.3          |     |
| <i>Juncus polycephalus</i>        | 1      | 4.5           |     | 22.2          |     |
| <i>Juncus tenuis</i>              | 1      | 4.7           | 0.3 | 20.9          | 3.9 |
| <i>Lespedeza repens</i>           | 4      | 12.9          |     | 36.8          |     |
| <i>Liquidambar styraciflua</i>    | 1      | 6.5           | 0.4 | 30.4          | 0.6 |
| <i>Ludwigia glandulosa</i>        | 4      | 7.0           |     | 37.9          |     |
| <i>Mecardonia acuminata</i>       | 2      | 6.0           | 0.2 | 77.4          | 4.0 |

Table C.8. Continued.

| Species                       |   | Crude protein |     | Digestibility |     |
|-------------------------------|---|---------------|-----|---------------|-----|
|                               |   | $\bar{x}$     | SE  | $\bar{x}$     | SE  |
| <i>Myrica cerifera</i>        | 1 | 7.6           |     | 57.1          |     |
| <i>Phytolacca americana</i>   | 4 | 17.3          | 0.5 | 65.2          | 4.8 |
| <i>Polypreum procumbens</i>   | 3 | 5.3           | 0.6 | 40.1          | 2.1 |
| <i>Prunus angustifolia</i>    | 2 | 7.6           |     | 57.0          |     |
| <i>Pteridium aquilinum</i>    | 1 | 7.5           |     | 19.5          |     |
| <i>Quercus falcata</i>        | 2 | 8.3           |     | 27.8          |     |
| <i>Quercus marilandica</i>    | 1 | 7.2           |     | 20.0          |     |
| <i>Rhus copallina</i>         | 2 | 9.4           | 0.2 | 31.4          | 0.1 |
| <i>Rhynchospora inexpansa</i> | 1 | 3.7           | 0.7 | 12.9          | 0.0 |
| <i>Rubus argutus</i>          | 4 | 7.2           | 0.4 | 34.7          | 1.2 |
| <i>Rubus flagellaris</i>      | 3 | 8.2           | 0.2 | 29.1          | 4.0 |
| <i>Rubus trivialis</i>        | 3 | 7.2           | 0.3 | 45.2          | 1.4 |
| <i>Sambucus canadensis</i>    | 3 | 6.9           |     | 45.8          |     |
| <i>Scirpus cyperinus</i>      | 1 | 3.1           |     | 11.9          |     |
| <i>Smilax glauca</i>          | 4 | 11.3          |     | 66.4          |     |
| <i>Solidago canadensis</i>    | 4 | 10.1          | 0.8 | 60.4          | 1.1 |
| <i>Solidago gigantea</i>      | 4 | 9.1           | 1.7 | 64.4          | 5.9 |
| <i>Tephrosia virginiana</i>   | 3 | 14.9          |     | 39.7          |     |
| <i>Vaccinium arboreum</i>     | 4 | 5.4           |     | 36.4          |     |
| <i>Viola palmata</i>          | 2 | 6.8           |     | 56.1          |     |
| <i>Vitis aestivalis</i>       | 2 | 8.1           |     | 26.6          |     |
| <i>Vitis rotundifolia</i>     | 4 | 6.9           | 0.5 | 44.7          | 2.5 |
| <i>Wahlenbergia marginata</i> |   | 5.4           | 0.1 | 35.7          | 0.4 |

<sup>a</sup> 1 = seldom eaten, 2 = low use, 3 = moderate use, 4 = high use (Warren and Hurst 1981, supplemented by Miller and Miller 1999).

<sup>b</sup> Samples pooled at stand level.

Table C.9. Digestible protein (dry weight, kg/ha)<sup>a</sup> by white-tailed deer annual preference rating<sup>b</sup> for 5 pine plantation management regimes varying from low (1) to high (5) intensity at years 1 and 2 post-treatment (July 2002 and July 2003) in the Mississippi Lower Coastal Plain<sup>c</sup>.

|                       | Treatment |     |           |     |           |     |           |     |           |     | P-value      |              |
|-----------------------|-----------|-----|-----------|-----|-----------|-----|-----------|-----|-----------|-----|--------------|--------------|
|                       | 1         |     | 2         |     | 3         |     | 4         |     | 5         |     | Yr           | Yr*Trt       |
|                       | $\bar{x}$ | SE  | $\bar{x}$ | SE  | $\bar{x}$ | SE  | $\bar{x}$ | SE  | $\bar{x}$ | SE  | Trt          | Yr*Trt       |
| 2002                  |           |     |           |     |           |     |           |     |           |     |              |              |
| Rating 3 <sup>b</sup> | 4.3 AB    | 0.8 | 6.6 A     | 1.0 | 7.7 A     | 1.3 | 1.2 B     | 0.4 | 1.5 B     | 0.5 | $\leq 0.001$ | $\leq 0.001$ |
| Rating 4              | 4.9       | 1.0 | 2.1       | 0.5 | 1.9       | 0.8 | 0.4       | 0.1 | 0.6       | 0.3 | $\leq 0.001$ | 0.065        |
| 2003                  |           |     |           |     |           |     |           |     |           |     |              |              |
| Rating 3 <sup>b</sup> | 10.2 A    | 1.1 | 7.4 AB    | 1.1 | 10.2 A    | 1.3 | 7.9 A     | 0.9 | 3.4 B     | 0.6 | $\leq 0.001$ | $\leq 0.001$ |
| Rating 4              | 10.4      | 2.1 | 4.2       | 0.9 | 5.8       | 1.1 | 5.1       | 1.0 | 1.6       | 0.4 | $\leq 0.001$ | 0.065        |

<sup>a</sup> Twenty exclosures per treatment were randomly allocated at the beginning and clipped at the end of each growing season.

<sup>b</sup> Annual preference rating of 3, moderate use; 4, high use (Warren and Hurst 1981).

<sup>c</sup> Actual means presented; analyses conducted on square-root transformed data; means within rows followed by same letter do not differ ( $P > 0.05$ ).